

NORTH CAROLINA A&T


Block Party!

Thomas Coleman

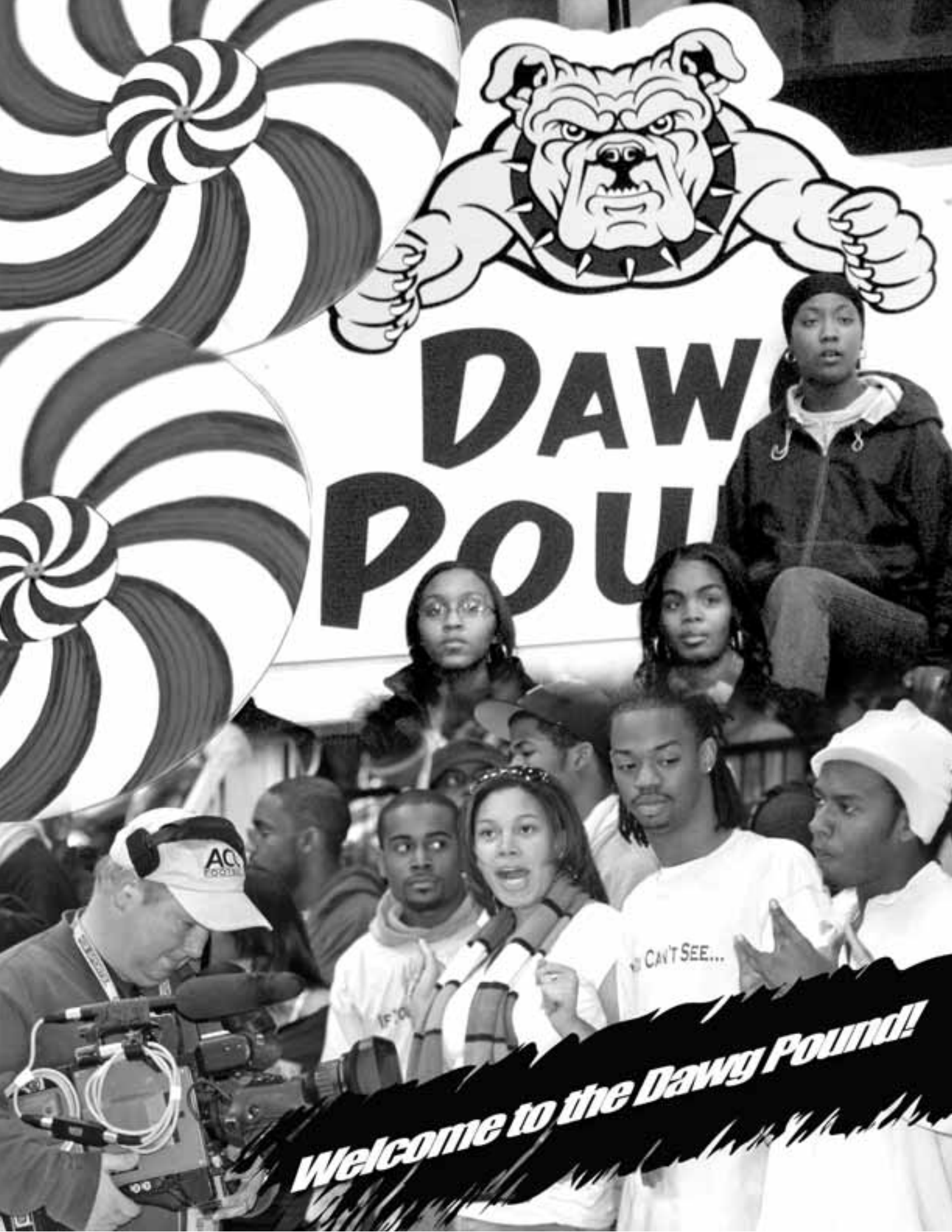
BASKETBALL

MEDIA GUIDE 2010-2011

North Carolina A&T State University




www.ncat.edu



DAW POUND

CAN'T SEE...

Welcome to the Dawg Pound!



The Dawg Pound, Yeah!

Table Of Contents



CREDITS

The 2010-11 North Carolina A&T Aggies Basketball Media Guide is a publication from North Carolina A&T Athletics and was supervised by Brian Holloway.

CHIEF EDITOR/WRITER: Brian Holloway

CONTRIBUTORS: Darlene Mitchell (writer), media relations assistant; Chad Roberts (editor), N.C. A&T class of '06; Terry Hill (editor), N.C. A&T class of '95

GRAPHIC DESIGN: Joyce Parham

PHOTOGRAPHY: Charles Watkins (University Relations), Mark Sutton (Mark Digital Photography), Dr. Michael Simmons (freelance).

ON THE COVER: Senior center Thomas Coleman has led the MEAC in blocks over the last two years. This season, he looks to make it even harder for teams to score in the paint.

INSIDE FRONT COVER: The beauty of North Carolina A&T State University comes shining through. AGGIE PRIDE!

INSIDE BACK COVER: Whether it is running for president of the United States, becoming a top executive of an NBA franchise or entering into the Pro Football Hall of Fame, the department of intercollegiate athletics at North Carolina A&T has always provided student-athletes with the opportunity to receive an outstanding education, while at the same time providing them an avenue to showcase their many talents and abilities.

BACK COVER: Junior guard Marc Hill goes strong to the basket for two points. The 2010-11 schedule also appears.

CHANCELLOR

| | |
|--|--------------|
| Dr. Harold Martin | 4 |
| Quick Facts..... | 5 |
| Media..... | 6-7 |
| Greensboro..... | 8-9 |
| Getting to Aggie Stadium..... | 10 |
| NC A&T STATE UNIVERSITY..... | 11-26 |
| About the University | 12-19 |
| Famous Aggie Alumni..... | 20-21 |
| Strength & Conditioning..... | 22 |
| Sports Medicine..... | 23 |
| Corbett Sports Center..... | 24-25 |
| Athletics Compliance..... | 26 |
| NC A&T ATHLETICS | 27-34 |
| Facilities..... | 28-30 |
| Athletics..... | 31-34 |
| 2010 SEASON OUTLOOK | 35-38 |
| MEET THE COACHES | 39-48 |
| Head Coach Jerry Eaves..... | 40-41 |
| Assistant Coach Phillip Stitt..... | 42 |
| Assistant Coach Scott Bollwage..... | 43 |
| Assistant Coach Walter Booth..... | 44 |
| Assistant Coach Bryant Paylor..... | 44 |
| Director of Basketball Operations Harlan Frye..... | 45 |
| Meet the Staff | 46 |
| NC A&T Head Coaches..... | 47 |
| Athletic Department Directory..... | 48 |

MEET THE AGGIES.....49-68

| | |
|-----------------------------------|----------------|
| Rosters..... | 50-51 |
| Player Profiles | 52-68 |
| Lawrence Smith..... | 52 |
| Adrian Powell..... | 53 |
| Jared Williams..... | 54 |
| Jeremy Underwood..... | 55 |
| Thomas Cooper..... | 56 |
| Mark Hill..... | 57 |
| Ray Lester..... | 58 |
| Nic Simpson..... | 59 |
| Brock Moorman..... | 60 |
| R.J. Buck..... | 61 |
| Thomas Coleman..... | 62-63 |
| Austin Witter..... | 64 |
| DaMetrius Upchurch..... | 65 |
| Cristian Henry..... | 66 |
| John Johnson..... | 67 |
| OPPONENTS..... | 69-80 |
| 2009-10 SEASON REVIEW..... | 81-98 |
| RECORDS..... | 99-118 |
| MEAC..... | 116-117 |
| HISTORY..... | 119-126 |
| N.C. A&T Sports Hall of Fame..... | 121 |
| Through the Years..... | 122-123 |
| Outstanding Coaches..... | 124 |
| Legendary Players..... | 125-126 |

Harold Martin, Chancellor



Dr. Harold Lee Martin, Sr. was elected the 12th Chancellor of North Carolina Agricultural and Technical State University and assumed his position on June 8, 2009. As the Chancellor, Dr. Martin serves as the chief executive and administrative head of the University, exercising overall authority, subject to the direction of the Board of Trustees and the President of the University of North Carolina. The University of North Carolina is a 17-campus system, including the North Carolina School of Science and Mathematics, governed by the UNC Board of Governors. Dr. Martin's responsibilities include setting a strategic direction for the institution, maintaining fiscal integrity, broadly marketing the institution; building strong and lasting relationships with institutional constituents, business and community leaders, alumni, and friends, and raising funds to meet the needs of the institution.

Before becoming Chancellor at N.C. A&T, Dr. Martin served as the Senior Vice President for Academic Affairs at the University of North Carolina System, assuming the post in July of 2006. As the Senior Vice President, he led the development and implementation of the academic mission of the University System, including teaching, research,

international programs and student affairs. He advised the President and provided leadership for the President's Council. Dr. Martin advised the Board of Governors on academic affairs issues of University-wide importance; led strategic academic planning and the implementation of resulting policies affecting the system; worked closely with campus chancellors and chief academic officers on University-wide academic initiatives; worked to maintain the focus of the

missions of the campuses, and implemented the academic portion of the Long-Range Plan. He led the System's research and educational missions and oversaw the offices of academic planning; faculty support and international programs; academic and student affairs; sponsored programs and research; strategic development and analysis; and the North Carolina State Education Assistance Authority, whose unit comprises the Division of Academic Affairs.

Prior to joining UNC General Administration, Dr. Martin was the 11th chief administrator and the seventh chancellor of Winston-Salem State University from January 2000 to July 2006. While at WSSU, he guided the reclassification of WSSU from a Baccalaureate I to a Master's II institution, created a School of Graduate Studies and Research, established seven master's degree programs and enhanced the quality of overall academic programs. The University's enrollment doubled during his tenure giving WSSU the fastest growing enrollment in the University of North Carolina System.

Dr. Martin served as a strong community leader while at WSSU and participated in several local citizen initiatives, including, Biotechnology in the Piedmont Triad, The

Winston-Salem Foundation's ECHO Council, Leadership Winston-Salem, the Piedmont Triad Partnership, the Triad Entrepreneurial Initiative, The Winston-Salem Millennium Fund, Winston-Salem Alliance, and the Winston-Salem Rotary Club. He serves on the boards of the Research Triangle Institute, UNC Press, Blue Cross and Blue Shield of North Carolina, the Southern Education Foundation, The Triangle Universities Center for Advanced Studies Inc., UNC-TV Foundation, and the Winston-Salem Foundation; and serves on the Southern Association on Colleges and Schools Commission on Colleges.

Dr. Martin has written and co-authored numerous articles and has made many presentations at national and international conferences. He has served as a consultant to major corporations and companies and is a member of Tau Beta Pi, the National Engineering Honor Society, Eta Kappa Nu, the International Honor Society for Electrical Engineers, Beta Gamma Sigma, and the International Honor Society in Business. Dr. Martin's earlier positions at A&T include serving as Vice Chancellor of Academic Affairs (1994-99), Dean of the College of Engineering (1989-94) and Chair (1985-87) and Acting Chair (1984-85) of the Department of Electrical Engineering.

Dr. Martin holds bachelor's and master's of science degrees in electrical engineering from A&T and a doctorate in electrical engineering from Virginia Polytechnic Institute and State University.

Dr. Martin is married to the former Davida Wagner, and they have two sons, Harold Jr. and Walter. Davida is the County Attorney for Forsyth County; Harold Jr. is a graduate of Morehouse College, Harvard Business School and Yale Law School and currently works for McKinsey & Company; and Walter is a graduate of Hampton University and is attending the University of Maryland Dental School. ■

Quick Facts

GENERAL INFORMATION

School..... North Carolina A&T State University
City/ZipGreensboro, NC 27411
Founded1891
Enrollment10,660
ConferenceMid-Eastern Athletic Conference
NicknameAggies
Affiliation NCAA Division I
Colors PMS Blue 288 and Gold 123
FacilityCorbett Sports Center
Capacity.....5,700
ChancellorDr. Harold L. Martin, Sr.
Interim Athletics Director..... Earl Hilton
Department Phone(336) 334-7686
Ticket Office Phone(336) 334-7749

MEN'S BASKETBALL COACHING STAFF

Head Coach.....Jerry Eaves
Alma Mater (Year)..... Louisville '86
Overall Record/Years..... 72-143/8
Record at A&T/Years Same
Basketball Office Phone..... (336) 334-7983
Assistant Coaches
Philip Stitt (Brewton-Parker '91)
Scott Bollwage (Barton College '98)
Walter Booth (N.C. A&T '07)
Harlan Frye (N.C. A&T '84)Director of Basketball Ops
Bryant Paylor (N.C. A&T '03).....Video Coordinator

SPORTS MEDIA RELATIONS

AssistantAD/ Media RelationsBrian Holloway
Office Phone.....(336) 334-7141
Office Fax(336) 334-7272
E-mailbmhollow@ncat.edu or
wood_brianh@hotmail.com
Website.....www.ncataggies.com
Mailing AddressMoore Gymnasium
1601 E. Market St., Greensboro, N.C. 27411

2010-11 TEAM INFORMATION

2009-10 Overall/MEAC Record..... 11-22/6-10
Home/Away Record.....7-6/13-15
Lettermen Returning/Lost..... 5/6
Starters Returning/Lost..... 2/3

PROGRAM HISTORY

First Year of Men's Basketball 1952
Overall All-Time Record..... 859-662
NCAA Postseason Appearances... '82, 83, 84, 85, 86, 87, 88, 94, 95
NIT Appearances '76, 81
MEAC Tournament Championships '72, 75, 76, 78, 79
81, 82, 83, 84, 85, 86, 87, 88
94, 95
MEAC Regular-Season Championships '72, 75, 76, 78
79, 81, 82, 84, 85, 86, 88

TOP RETURNERS

C Thomas Coleman, 6-9, Sr.MEAC blocked shots
leader for two years in a row
G Nic Simpson, 6-3, Jr...... Made 61 3-pointers last season



Media Policies

PRESS ENTRANCE AND PARKING

- **Entrance** – Corbett Sports Center has two main entrances. The John Mitchell road side entrance is located near the Army ROTC building and Haley Hall. The other main entrance is the Benbow Road side entrance. It is located near the Alumni Center. Media are free to enter either entrance; however, the media are encouraged to enter the gate closest to the Benbow Road side entrance. The will call area for media is there.
- **Parking** – There is no designated area for media to park for North Carolina A&T home games. Therefore, the media relations department does not issue parking passes. The MR department suggests media park at the Aggies Tennis Complex parking lot across from Corbett Sports Center.

PRESS OPERATIONS

- **Press Row** – Corbett Sports Center's press row has limited space. There are approximately 10 seats at press row each home game. Those seats are occupied by North Carolina A&T marketing, the PA announcer, the shot clock operator, the game clock operator, the official scorebook person, the visiting team scorebook person, statistician and North Carolina A&T media relations staff. Therefore, there are limited seats for media and others who are there in an official capacity. If given prior notice, the North Carolina A&T media relations department can make alternative plans to accommodate media in terms of seating.
- **Radio** – Each team's radio network is provided spacious area from which to broadcast. Due to the limited space on press row, radio broadcasts at North Carolina A&T home games are broadcasted from the upper level near the John Mitchell Road entrance. The view from the upper level is excellent and statistics will be provided to the broadcast team after timeouts. One active phone line will be provided for each radio team.
- **Television** – Our space becomes even more limited when there are televised games at Corbett Sports Center. Therefore, only essential personnel will be allowed on press row. Television crews are set up opposite the main press row area. All video used to tape N.C. A&T basketball games must be approved by the interim Director of Athletics, Earl Hilton.

CREDENTIAL REQUESTS

- Credentials for N.C. A&T home basketball games are for working media only and are issued on a priority basis. Credentials should be requested as early as possible.
- Requests for credentials should be made in advance by e-mail (bmhollow@ncat.edu) or fax (336-334-7181) on company stationery and directed to Brian Holloway, Assistant Athletics Director for Media Relations.



- Children, spouses, dates, and pets are not permitted on press row.
- Smoking is not permitted.
- Requests are honored from sports editors of daily and weekly newspapers, editors of sports periodicals, and sports directors of radio and television stations who broadcast regularly scheduled daily sports reports and talk shows.
- Online media will not be granted requests for credentials and/or interviews with the exception of web sites that are officially affiliated with the participating universities, conferences, the NCAA, or established and recognized traditional media outlets.
- No online service, without approval for the N.C. A&T media relations office, will be allowed to cyberscast or transmit in "real time" N.C. A&T State University athletic event. Those rights belong to the university, the MEAC, and the Aggie Sports Network.
- The N.C. A&T media relations office reserves the right to revoke or deny working media credentials to any individual or organization at any time for any reason. All credentials are the property of N.C. A&T State University and must be surrendered upon request.
- Any requests placed less than 24 hours prior to the game may not be honored.

MEDIA SERVICES

- The N.C. A&T media relations staff will provide working media with game notes, season statistics, rosters, programs, and media guides for both N.C. A&T and the visiting team prior to the game. Additional information, such as lineups, rosters, or jersey changes, will be distributed as the information becomes available.
- Official statistics package complete with individual and team statistics, play-by-play, scoring summaries and quotes will be provided to the media following the game.

INTERVIEWS

- N.C. A&T head coach Jerry Eaves and selected players will be available for postgame interviews in a designated classroom inside Corbett Sports Center. Interviews with players and/or coaches may not be conducted until the NCAA-mandated 10-minute cooling off period has expired.
- The N.C. A&T locker room is closed to the media.
- Pregame interviews with players and/or coaches on the day of the game will not be permitted under any circumstances.
- Requests for player interviews during the week must be made at least 24 hours in advance through the media relations department. Media making short notice requests may be denied.
- Player phone numbers will not be given out and media representatives are not to call N.C. A&T student-athletes directly. In-person interviews must be prearranged through the media relations office.

PRACTICES

- Practices are generally open to the media and public. Television crews and photographers may shoot the first 30 minutes of practice and the final 30 minutes of practice with prior approval from the N.C. A&T media relations office.

INJURY REPORTS

- Due to an athletics department policy, training personnel are not allowed to publicly comment on players' injuries. All requests for player injuries should be directed to assistant athletics director for media relations Brian Holloway or head coach Jerry Eaves. Those requests will be relayed to interim head trainer Benicia Cleveland for clarification. ■

Media Contacts

| Newspaper | Mailing Address | City | Phone | Fax | Email | Web Site |
|---------------------|--|-------------------------|--------------|--------------|---------------------------------|--------------------------|
| Associated Press | 4020 W. Chase Blvd. | Raleigh, NC 27607 | 919-833-8687 | 919-834-1078 | apraleigh@ap.org | www.ap.org |
| Charlotte Observer | 600 S. Tryon St | Charlotte, NC 28202 | 704-358-5780 | 704-358-5110 | obsports@charlotteobserver.com | www.charlotte.com |
| Charlotte Post | 1531 Camden Rd. | Charlotte, NC 28203 | 704-376-0496 | 704-342-2160 | herb.white@thecharlottepost.com | www.thecharlottepost.com |
| Durham Herald-Sun | 2828 Pickett Rd. | Durham, NC 27705 | 919-419-6500 | 919-419-6889 | sports@herald-sun.com | www.herald-sun.com |
| Raleigh N&O | PO Box 191 | Raleigh, NC 27602 | 919-829-4560 | 919-829-4888 | sports@nando.com | www.news-observer |
| W-S Chronicle | 822 Carl Russell Ave. | Winston-Salem, NC 27101 | 336-722-3459 | 336-723-9173 | news@wschronicle.com | wschronicle.com |
| W-S Journal | 418 N. Marshall St. | Winston-Salem, NC 27102 | 336-727-7321 | 336-727-7315 | sports@wsjournal.com | journalnow.com |
| Carolina Peacemaker | PO Box 20853 | Greensboro, NC 27420 | 336-274-6210 | 336-273-5103 | cpnews@bellsouth.net | carolinapeacemaker.com |
| Greensboro N&R | 200 E. Market St. | Greensboro, NC 27420 | 336-373-7062 | 336-373-7067 | sports@news-record.com | www.news-record.com |
| A&T Register | 1601 E. Market St. (New Classroom Building) | Greensboro, NC 27411 | 336-334-7700 | 336-334-7701 | sports@ncatregister.com | www.ncatregister.com |

| RADIO | Mailing Address | City | Phone | Fax | Email | Web Site |
|-----------------|---------------------------|----------------------|--------------|--------------|----------------|--------------------------------|
| WNAA-FM (90.1) | 200 Price Hall | Greensboro, NC 27411 | 336-334-7936 | 336-334-7960 | tonyb@ncat.edu | wnaalive.ncat.edu/wnaa.newwnaa |
| WJMH (102.1 FM) | 7819 National Service Rd. | Greensboro, NC 27409 | 336-680-1021 | 336-605-5219 | N/A | www.102jamz.com |
| WQMG (97.1) | 7819 National Service Rd. | Greensboro, NC 27409 | 336-605-5200 | 336-605-5219 | N/A | wqmg.com |
| WEAL (1510 AM) | 7819 National Service Rd. | Greensboro, NC 27409 | 336-605-5200 | 336-605-5219 | N/A | 1510weal.com |

| TELEVISION | Mailing Address | City | Phone | Fax | Email | Web Site |
|------------------|-------------------------|-------------------------|--------------|--------------|-----------------------|----------------|
| WFMY-TV (CBS 2) | PO Box TV-2 | Greensboro, NC 27420 | 336-379-9369 | 336-230-0971 | news@wfmy.gannett.com | wfmy.com |
| WXII-TV (NBC 11) | 700 Coliseum Dr. | Winston-Salem, NC 27116 | 336-721-9944 | 336-721-0856 | sports@wxii12.com | wxii12.com |
| WGHP-TV (Fox 10) | HP-8 | High Point, NC 27261 | 336-841-8888 | 336-841-8051 | fox8@wgph.com | fox8wgph.com |
| NEWS-14 CAROLINA | 5921 W. Friendly Ave. A | Greensboro, NC | 336-856-9497 | 336-856-9499 | media@news14.com | www.news14.com |



GRANDOVER
RESORT

www.ncataggies.com



GREENSBORO PIEDMONT TRIAD

The Piedmont Triad is largely made up of three cities – Greensboro, Winston-Salem and High Point. The area is connected by four major Interstates – 40, 85, 73 and 74. Steeped in a rich cultural history, the Triad area consists of three historically black colleges and universities and was a pioneer in the American Civil Rights Movement. There are an estimated 1.5 million people in the area making it the 30th largest metropolitan area in the U.S.

GREENSBORO is the largest city in Guilford County and the third largest city in North Carolina. It has been the home of North Carolina A&T since 1893 when the school was relocated from Raleigh, where it was originally founded in 1891. Greensboro is midway between Raleigh and Winston-Salem, creating an urban triangle known as the Piedmont area. Greensboro has a population of more than 220,000.

The average high temperature in Greensboro is 69 degrees. The average low is 48 degrees. The average temperature for the area is 58 degrees. Nearly 40 percent of Greensboro's population is African American. Almost 50 percent of the population is made up of minorities. Students at North Carolina A&T State University have numerous opportunities to socialize with students from other institutions of higher learning in the Greensboro area. The proximity of the schools also makes for excellent athletic rivalries. There are five colleges or universities within the city of Greensboro (with athletic departments) and eight in the Piedmont Triad.

Getting to Corbett Sports Center

FROM WINSTON-SALEM

(40 East/North 85 Business)

Travel on Interstate 40 East to Greensboro. Exit off exit No. 214, the Wendover Ave. exit. Once on the ramp, head toward E. Wendover Ave., by making a left. Stay on E. Wendover for 7-10 miles until you reach E. Lindsay Street. Turn right on to E. Lindsay Street, left on to Sullivan St. and right on to Benbow. Corbett Sports Center is on the right.

FROM CHARLOTTE

(North 85 Business)

Travel on Interstate North 85 Business until you enter the city of Greensboro. Merge on to Interstate 40 East and exit off on exit No. 214, the Wendover Ave. exit. Once on the ramp, head toward E. Wendover Ave., by making a left. Stay on E. Wendover for 7-10 miles until you reach E. Lindsay Street. Turn right on to E. Lindsay Street, left on to Sullivan St. and right on to Benbow. Corbett Sports Center is on the right.

FROM RALEIGH/DURHAM

(Business 85 S/40 W)

Travel on Interstate 40 West. Exit off exit No. 131/US-70 going toward Greensboro. Travel about a mile until you come down the ramp and make right once you reach the bottom of the ramp. US-70 turns into East Wendover. Make a left off of East Wendover on to East Lindsay Street. Turn left on to E. Lindsay Street, left on to Sullivan St. and right on to Benbow. Corbett Sports Center is on the right.

FROM REIDSVILLE (29 S)

Follow Highway 29 South into the city of Greensboro. Once in Greensboro, continue to follow 29 South approximately five miles. Take the Summit Avenue exit and make a left on to Summit Avenue off the ramp. Continue down Summit until you reach the intersection of Summit and Bessemer. Make a left on to Bessemer. At the next light, make a right on to E. Lindsay Street, left on to Sullivan St. and right on to Benbow. Corbett Sports Center is on the right.

FROM MARTINSVILLE (220 S)

Follow Highway 220 South into Greensboro. Once in Greensboro, 220 South turns into Battleground Avenue. Continue on Battleground until reaching the Wendover Avenue East exit. Take the Wendover East exit and drive approximately four miles. Turn right on to East Lindsay Street, left on to Sullivan St. and right on to Benbow. Corbett Sports Center is on the right.

DISTANCES TO GREENSBORO

| CITY | MILES |
|------------------------|-------|
| Raleigh, NC | 81 |
| Durham, NC..... | 54 |
| Winston-Salem, NC..... | 28 |
| Fayetteville, NC | 95 |
| Charlotte, NC..... | 92 |
| Washington, DC | 292 |
| Hampton, VA..... | 277 |
| Norfolk, VA..... | 236 |
| Orangeburg, SC | 227 |
| Daytona Beach, FL..... | 563 |
| Baltimore, MD..... | 369 |
| Tallahassee, FL | 597 |





NC A&T STATE UNIVERSITY

NORTH CAROLINA
AGRICULTURAL AND TECHNICAL
STATE UNIVERSITY

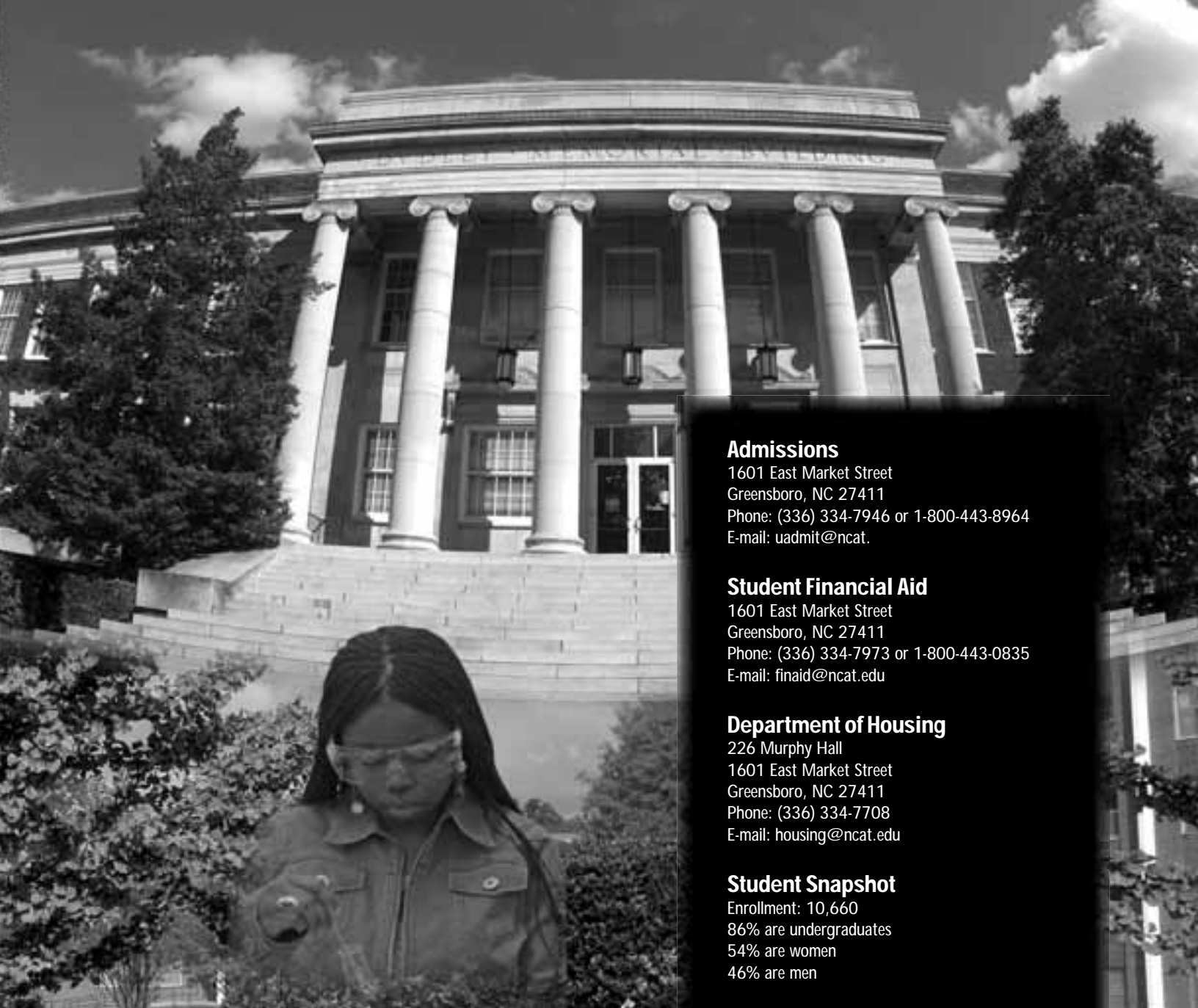
Throughout the years North Carolina A&T State University's elite academic programs have led to pioneers in the areas of politics, media, business, engineering, sports and the Armed Services. Become an Aggie and watch your goals realized. Whether it is running for president, being an executive for a pro franchise or hosting a popular television show, N.C. A&T offers tremendous opportunities for its student population. N.C. A&T has a lot to offer beyond the typical classroom setting. The large variety of student organizations, intramural sports and leadership opportunities foster excellence and make for an unforgettable and rewarding college experience.

Lasting friendships are created through participation in athletics, Greek life, the A&T student newspaper (A&T Register), WNAA 90.1 FM, Blue & Gold Marching Machine, ROTC and much, much more. Unlike other campuses, where students are randomly assigned to residence halls, at N.C. A&T you can choose from 13 different halls including traditional rooms, suites, and two or four bedroom apartments. Currently, more than 4,000 students take advantage of the convenience and community of campus life.

INNOVATIVE, CREATIVE AND DEDICATED

- N.C. A&T is the nation's No. 1 producer of minorities with degrees in science, mathematics, engineering and technology.
- Aggieland is the third largest producer of African-American engineers with master's degrees and it is a leading producer of African-American engineers with doctorate degrees.
- Females comprise approximately 30 percent of the students in the College of Engineering, thus ranking the college sixth in the country in the percentage of degrees awarded to women.
- N.C. A&T is one of only two schools in North Carolina with an accredited mass communication and journalism program.
- N.C. A&T had the first nationally accredited accounting program in the country among HBCUs.
- N.C. A&T is ranked among the top three HBCUs in the nation for science and engineering research.
- More than 95 percent of N.C. A&T's full-time tenured faculty members have doctorates.
- N.C. A&T is one of the top producers of certified public accountants among HBCUs.
- N.C. A&T is the only HBCU in the nation with a landscape architecture program, and the only university in North Carolina with an undergraduate landscape architecture program.
- N.C. A&T is also a leading producer of minority landscape architects and veterinarians.
- N.C. A&T's motorsports program races internationally.
- The School of Business and Economics holds the distinction of being the nation's only HBCU with its own Wall Street trading room.





Admissions

1601 East Market Street
Greensboro, NC 27411
Phone: (336) 334-7946 or 1-800-443-8964
E-mail: uadmit@ncat.

Student Financial Aid

1601 East Market Street
Greensboro, NC 27411
Phone: (336) 334-7973 or 1-800-443-0835
E-mail: finaid@ncat.edu

Department of Housing

226 Murphy Hall
1601 East Market Street
Greensboro, NC 27411
Phone: (336) 334-7708
E-mail: housing@ncat.edu

Student Snapshot

Enrollment: 10,660
86% are undergraduates
54% are women
46% are men

Percentage were last updated on December 12, 2007

NORTH CAROLINA
AGRICULTURAL AND TECHNICAL
STATE UNIVERSITY





SCHOOL OF EDUCATION

BUSINESS AND ECONOMICS



CLASSROOMS

SCHOOL OF ENGINEERING

www.ncataggies.com



North Carolina Agricultural and Technical State University aspires to be the premier interdisciplinary-centered university in America that builds on its comparative advantages in engineering, education, technology, and business. A strong civil rights legacy and status as an 1890 land-grant institution, allows N.C. A&T to prepare its students to meet the complex needs of a global society and it necessitates exemplary and relevant educational experiences that keep N.C. A&T students in the forefront of an ever-changing world requiring innovated solutions.

In order to accomplish these goals, accreditation by a recognized accrediting body or agency is necessary. N.C. A&T is accredited by the Southern Association of Colleges and Schools (SACS) and classified as a research university with high research activity by the Carnegie Classification of Institutions of Higher Education. With a student population of more than 10,000, N.C. A&T is the largest HBCU in North Carolina. It is comprised of six schools and two colleges, which includes the School of Agriculture and Environmental Sciences, the School of Business and Economics, the School of Education, the School of Technology, the School of Nursing, the School of Graduate Studies, the College of Arts and Sciences and the College of Engineering.

ENGINEERING

For many years, the College of Engineering has been the nation's leading producer of African American engineers and also the leading producer of African-American women engineers at the bachelor's level. It is currently the third largest producer of African-American Masters level engineers, after Georgia Tech and Johns Hopkins and the leading producer of African-American doctorates in engineering.

ARTS AND SCIENCES

The College of Arts and Sciences is the largest academic unit at N.C. A&T. It encompasses 14 departments and programs spanning eight different buildings on N.C. A&T's campus. Students earning degrees in biology, chemistry, mathematics and physics are among the best-prepared

and most successful scientist in the country. Late NASA astronaut Ron McNair started his education with a physics degree from the College of Arts and Sciences. The Department of Journalism and Mass Communications has an advanced television studio that allows students to produce newscasts, sports shows and public service announcements.

SCHOOL OF EDUCATION

The School of Education features four departments. The Human Performance and Leisure Studies department includes a sports science curriculum comprised of three options – business administration, leisure studies and pre-physical therapy. The graduate program offers both Master of Science in Physical Education (M.S.) and Master of Arts in Teaching Physical Education (M.A.T). The programs are designed to prepare candidates for careers in clinical, corporate commercial and/or community physical fitness, leisure/recreation and education settings.

AGRICULTURAL AND ENVIRONMENTAL SCIENCES/TECHNOLOGY

The School of Agriculture and Environmental Sciences provide opportunities for individuals to achieve excellence through intellectual and technological advancements in the food, agriculture, environmental and life sciences. N.C. A&T has been selected as the leading university for National Science Experiment which focuses on water quality and climate change. While Agricultural is the "A" in A&T, technology is the "T." Technology students shape the future. Graduates of the School of Technology

excel in many different arenas, including Corporate America, non-profit, agencies, governmental positions and educational institutions.

NURSING

The School of Nursing has provided nursing education continuously for over 50 years. Students gain knowledge from the liberal arts, biological and physical sciences, social sciences and nursing as a foundation for generalist nursing practice. The graduate of the School of Nursing will be positioned to contribute to the advancement of the nursing profession by use of research and management skills.

BUSINESS AND ECONOMICS

The School occupies a new facility with technological enhancements in a learner-centered environment that provides students with many opportunities. The undergraduate business and accounting programs are accredited by AACSB International - The Association to Advance Collegiate Schools of Business - the premier accrediting agency for academic programs in management education. As a result, a firm commitment exists for continuous program assessment and improvements to meet global expectations for competitive graduates.

DEGREE PROGRAMS
SCIENCE



On Feb. 1, 1960 four black freshmen at North Carolina A&T State University, Franklin McCain, Joseph McNeil, Ezell Blair, Jr. (Jibreel Khazan), and David Richmond took seats at the segregated lunch counter of F. W. Woolworth's in Greensboro, N.C.


They were refused service and sat peacefully until the store closed. They returned the next day, along with about 25 other students, and their requests were again denied. The Greensboro Four inspired similar sit-ins across the state and by the end of February, such protests were taking place across the South.

Finally in July, Woolworth's integrated all of its stores. The original Woolworth's counter and stools now sit in the Smithsonian Museum, but a Sit-In Museum is being planned for the old Woolworth's building where the event actually occurred.

The four have become icons of the civil rights movement. A statue of the four sits prominently in front of the Dudley Building on the West Campus.



North Carolina A&T's Homecoming celebration is one of Greensboro's largest tourist attractions. Thousands of Aggies participate in the elaborate parade, football game and activities totaling millions of dollars in revenue for the city. More than 40 events are normally planned throughout the week. Considered The Greatest Homecoming on Earth, the event lives up to its reputation consistently. Each year the gameday crowd ranks among the most highly attended games nationally in the Division I Football Championship Series. The Aggies annual Homecoming comedy show and concert attracts some of the most popular names in entertainment.



HOMECOMING

www.ncataggies.com

North Carolina A&T athletes continued to strive toward excellence in the classroom. The North Carolina A&T athletics department honored 80 student-athletes as scholar athletes for finishing the 2009-10 school year with a 3.0 grade point average or higher. Equipped with an experienced staff and caring coaches, Aggie athletes have the resources to make the best of their academic experience at N.C. A&T. Student-athletes can rely on computer use and tutorial sessions that assist in study and organizational skills.

2009-2010 NORTH CAROLINA A&T SCHOLAR ATHLETES

BASEBALL

Carvell Copeland
Kelvin Freeman
James Howard
Dario Little
Mark Nales
Esterlin Paulino
Nicholas Rogers
Reginald Washington

MEN'S BASKETBALL

Marc Hill
Jared Williams

WOMEN'S BASKETBALL

Tyronnica Alford
Ta'Wuana Cook
Nakia DeBlanc
Crystal Murdaugh
Tierra Thomas

BOWLING

Amber Brown
Sarah Taylor
April Terry

CHEERLEADING

Leanna Almarines
Kristen Bagley
Amber Boyd
Felicia Dew
McNair Dixon
Rayven Dulin
Brittany Hicks
Latoya Lee
Jennifer McClendon
Tia Mills
Laura Ndelo
Jamiëse Rushing
Jasmine Silas
Courtney Shade

FOOTBALL

Julian Alford
Jamel Fitzgerald
Mathew Hamler
Justin Kearney
Giorgio Lowrance

SOFTBALL

Bianca Alsobrook
Lillian Bullock
Megan Cater
Hope Fletcher
Jessie Larson
Jennifer Luper
Lashawn Nevins
Danielle Nguyen
Brittany Reddick
Chantelle Statham
Antoinette Torres

MEN'S TRACK

Jared Baldwin
Danzeto Cephas
Akinwole Jordan
Alex Sanders
Dominique Smith
Isaiah Thompson

WOMEN'S TRACK

Janessa Benn
Arianna Betts
Amanda Breenden
Shakia Forbes
Katherine Foster
Ruth-Cassandra Hunt
Kayla Jackson
Samira Johnson
Chantal Luedeke
Kristin Rush
Juanita Weaver

VOLLEYBALL

Andrea Evans
Amber Inman
Bridget McCaskill

SWIMMING

Jasmine Gurley
Keisha McDonald
Signe Waldbauger
Czamille Wright

TENNIS

Cayla Cross
Nina Henry
Chloe McSwain
Winnie Quick



2009-10 MEAC COMMISSIONER'S ALL-ACADEMIC TEAM

Julian Alford
Electrical Engineering

Jamel Fitzgerald
Electrical Engineering

Mathew Hamler
Marketing

Justin Kearny
Transportation

Giorgio Lowrance
Sports Science

Jamal Wardlaw
Sports Science

Academic Achievement



Student-Athlete Advisory Committee (SAAC) fosters a unified forum to provide equal representation from MEAC student-athletes relating to NCAA and Conference legislation, as well as other issues that affect their welfare. The committee is dedicated to maintaining a positive commitment to support and value equity among ALL student athletes. Even if a student-athlete is not a member of SAAC but still wants to voice a concern, please inform a SAAC representative. SAAC meets every other Thursday.

STUDENT ATHLETE ADVISORY COMMITTEE (SAAC)

A student-athlete advisory committee (SAAC) is a committee made up of student-athletes assembled to provide insight on the student-athlete experience. The SAAC also offers input on the rules, regulations and policies that affect student-athletes' lives on NCAA member institution campuses.

Advisor: LaWanda M. Wallace, Assistant Athletics Director for Student Services

Assistant Advisor: Arlene Mitchell, Assistant Volleyball Coach

President Elect: Jonathan Smith & Bianca Alsobrook (Both 5th Year Students)

Vice President: Enoch Cohen (Football)

Secretary: Lauren Bowling (Swimming)

Treasurer: Carvell Copeland (Baseball)

Parliamentarian: Robert Boulware (Men's Track & Field)

Committee Chair: Alex Sanders (Men's Track & Field)

Student-Athlete Advisory Committee



FAMOUS AGGIE ALUMNI



Rev. Jesse Jackson, Sr., is an American politician, civil rights activist, and Baptist minister. He was a candidate for the Democratic presidential nomination in 1984 and 1988. Jackson played football while he was a student at N.C. A&T. In 2005, he was named as one of the NCAA's most influential athletes over the past 100 years.



Dr. Ronald McNair is the late astronaut who perished in the Challenger Tragedy in 1986. The University honored him with the dedication of the Ronald E. McNair Hall, which houses the College of Engineering.



Major General Hawthorne Proctor (Retired) received his commission in 1968 as a distinguished military graduate from N.C. A&T.



Lillie Robbins retired in 2002 from the U.S. Department of Education Office of Civil Rights after 34 years of award-winning service. Robbins has been actively involved in A&T's Alumni Association.



Jackson's son **Jesse Jackson Jr.**, is a U.S. Congressman from Illinois. Representative Jackson currently sits on the House Appropriations Committee, serving as the 5th ranking Democrat on the Subcommittee on Labor, Health and Human Services, and Education as well as the 2nd ranking Democrat on the Subcommittee on Foreign Operations, Export Financing, and Related Programs.



Joe Dudley is the founder of the multi-million dollar company called Dudley Products. Dudley started selling his hair products door-to-door. Today, Dudley Products has annual revenues of \$30 million.



Al Attles is a former Aggie great on the basketball court and is the vice president of the NBA's Golden State Warriors.



Edolphus Towns is a U.S. Congressman from New York. Towns is an American politician and a member of the U.S. House of Representatives, representing the 10th District of New York based in Brooklyn, and including such communities such as Fort Greene, Bedford Stuyvesant, East New York, and Canarsie. He has served in the House since 1983.



Terrence Jenkins is known to the world as Terrence J, the co-host of Black Entertainment Television's music video countdown show 106 & Park. The program is the highest rated show on BET. During his undergraduate days at N.C. A&T, Jenkins worked at the campus radio station WNAA 90.1 FM, and he was Student Government Association president.



Brig. Gen. Clara L. Adams-Ender (retired) is the first black Army Nurse Corps officer to graduate from the U.S. Army War College, first woman to earn a masters from U.S. Army Command & General Staff College.



Henry Frye, a former North Carolina Supreme Court Justice, graduated from N.C. A&T in 1953. In 1983, he became the first black justice to serve on the N.C. Supreme Court.



Elvin Bethea was a gridiron great on the football field for the Aggies, and was inducted into the NFL Hall of Fame in 2003.

NORTH CAROLINA AGRICULTURE
AND TECHNICAL STATE

STRENGTH & CONDITIONING

The strength and conditioning department at North Carolina A&T is the foundation of the Aggies athletics department. In order for the Aggies to compete at the highest levels, they must continue to develop through a thorough year-long workout routine, proper nutrition and proper rest. All 15 of the Aggies varsity sports benefit from the Aggies strength and conditioning philosophy of committed and disciplined weight training that enhances physical capabilities and reduces risk of injury.

Under the leadership of certified strength and conditioning coach Cedric Walthaw, becoming a fine-tuned athlete has become a 12-month commitment and the results can be seen through Walthaw's photography collection that shows physique development and loss of body fat on Aggie athletes. Walthaw is assisted by former football standout Montray Jackson.

Both men focus on increasing the muscular strength and power, enhancing movement mechanics and increasing energy on the field to improve physical ability and manage the stress of physical competition. The goal is to improve the success rate of each varsity sport. In the highly competitive Mid-Eastern Athletic Conference, the Aggies off-the-playing surface preparation is crucial. The N.C. A&T athletics department offers athletes a top-of-the line, spacious strength and conditioning center inside the Bryant Fitness & Wellness Center.

Built in 2001, the strength and condition facility includes six Olympic platforms complete with bumpers plates and bars, free weights, multi-squat racks, hammer machines and 12 bench press stations. The center also includes two treadmills and stationary bikes for agility and warm-up workouts. The 4,500 square foot facility makes the center a model facility for not only historically black college and universities, but also for Division I Football Championship Subdivision football programs.



SPORTS MEDICINE

North Carolina A&T sports medicine department recently underwent personnel upgrades to better support the medical needs of more than 300 North Carolina A&T student-athletes. The training room facility is located inside the Joseph & Kathleen Bryan Fitness and Wellness Center. A Satellite athletic training room is located in Corbett Sports Center, the facility the men's and women's basketball, volleyball and swimming teams compete in their home events. Both facilities feature state-of-the-art equipment for the treatment and rehabilitation of injuries. The sports medicine staff incorporates the latest sports medicine technology to assure the physical health of Aggie student-athletes thanks to numerous treatment stations. Three certified athletic trainers from the department are assigned to various varsity sports to prevent and rehab injuries.

TRAINING ROOM FACILITY:

- 2,200-square foot training room
- Offices
- Two hot tubs
- Modalities
 - Heat
 - Cold
 - Compression
 - Electrical stimulation
 - Ultrasound
 - LASER and cervical/lumbar traction table



Corbett Sports Center

One of the loudest and traditionally toughest places to play in the Mid-Eastern-Athletic Conference and even Division I is the Ellis F. Corbett Center.

Over the years, Corbett Sports Center has been a place to celebrate many North Carolina A&T men's basketball victories, a place of frustration for opponents and a place to have a fun time for the millions of students, fans, alumni and faculty who have walked through the doors since the building opened in 1978.

In a poll on espn.com, fans ranked the Aggies as the 14th best atmosphere in the nation. North Carolina A&T was the only HBCU school in the poll and in 2007 they had three games nationally-televised on ESPNU. A remodeled Corbett Sports Center looks to make the atmosphere inside even better. Among the changes made at Corbett over the last few years, includes a new floor, the addition of luxury stadium seating, a new sound system and more concessions for the crowd's convenience.

The renovations have enhanced the look and atmosphere inside of Corbett, but one theme will remain constant -- winning. The men's basketball team is 233-103, a .693 winning percentage, since opening the facility on Dec. 3, 1978 with a win over UNC Asheville, 80-69. The Aggies earned the program's 200th Corbett Sports Center win in 2005 when they defeated Maryland-Eastern Shore.

Many more impressive feats have occurred inside of Corbett Sports Center, including the Aggies 37-game winning streak they held from January 18, 1986 until November 30, 1988 under legendary men's basketball coach Don Corbett. Corbett Sports Center serves many other functions for the University.

Corbett houses many of the Human Performance and Leisure study courses at N.C. A&T and it is the home of the women's basketball, volleyball and swimming teams. The building is named for Ellis F. Corbett, who served N.C. A&T for nearly 50 years. While his official title was Sports Information Director, he performed many other roles on campus including Dorm Counselor and he was a member of the Board in Control of Intercollegiate Athletics.





CORBETT SPORTS CENTER QUICK FACTS

| | |
|--|----------------------------------|
| Year Opened | 1978 |
| Previous Facility | Moore Gymnasium |
| First Opponent | UNC Asheville |
| Aggies' Record@ Corbett Sports Ctr. | 233-103 |
| First Aggie Victory | Dec 3, 1978 vs. UNC Asheville |



Athletics Compliance



Please be aware...

- Once an individual becomes a representative of the institution's athletics interest, he or she retains that identity forever.
- It is easy to meet athletic representative criterion, thus each institution has thousands of athletics representatives.
- Under NCAA rules, N.C. A&T as an institution is responsible for all actions of its athletic representatives.

It is always the goal of North Carolina A&T department of athletics to operate all 15 of our varsity sports with the upmost character and reverence to the NCAA rules and regulations. Our administrators, coaches, student-athletes and supporters are to be committed to adhering to the guidelines set forth by the NCAA and the Mid-Eastern Athletic Conference.

Our mission is to be assured our administrators, coaches, student-athletes and supporters are armed with the information needed to make the right choices when it comes to complying with rules. It is our position that both you as a fan and us as department follow to the letter NCAA legislation.

Please contact the A&T compliance office if you would like an explanation or have any questions regarding NCAA rules.

KEY WORDS

Under NCAA rules, a "representative of the institution's athletics interest, is any individual that has ever:

- A) contributed to the athletics department or its booster club."
- B) joined the institution's booster club."
- C) assisted in recruiting prospective student-athletes."
- D) provided benefits (e.g. summer job) to enrolled student-athletes."
- E) promoted the institution's athletics program."

WHAT IS A PROSPECTIVE STUDENT-ATHLETE?

A prospective student-athlete ("prospect") is a person who has started classes for the ninth grade. A student-athlete who has not started classes for the ninth grade becomes a prospective student-athlete if the individual receives any benefits from an institution or representative of an institution's athletics interest. Actions taken by athletic staff members, that cause a student-athlete to become a prospective student-athlete, include:

- a) Providing a prospect an expense paid visit to a collegiate institution.
- b) Having an arranged in-person encounter with the student-athlete.
- c) Initiating or arranging telephone contact with a prospect or family member.

CONTACT

A contact is any face-to-face encounter between a prospect or the prospect's parents, relatives or legal guardian(s) and an institutional staff member or athletics representative during which any dialogue occurs in excess of an exchange of a greeting. Any such face-to-face encounter that is prearranged or that takes place on the grounds of the prospect's educational institution or at the site of organized competition or practice involving the prospect or the prospect's high school, preparatory school, two-year college or all-star team shall be considered a contact, regardless of the conversation that occurs.

IMPERMISSIBLE EXTRA BENEFITS:

- Discounts on services, like dry cleaning or car repair
- Discounts on purchases, such as clothing or airline tickets
- The use of an automobile
- The use of a cell phone or phone card
- Receipt of services from businesses
- Giving a loan or helping to secure a loan

PERMISSIBLE BENEFITS THE INSTITUTION CAN PROVIDE:

- Travel expenses for competition
- Medical treatment
- Athletics scholarships
- Appropriate equipment for practice and competition
- Awards to recognize their participation and achievement
- Academic support services
- Complimentary admissions to their contests for family and friends

DEFINITION OF EXTRA BENEFITS

An extra benefit is any special arrangement from the institution, its staff or its boosters to provide a benefit to student-athletes or their friends or family unless that benefit is provided to the institution's students generally or specifically permitted by NCAA rules.



NORTH CAROLINA A&T Athletics



THE BLUE & GOLD MARCHING MACHINE



NORTH CAROLINA
STATE UNIVERSITY





Aggie Tennis Complex

Facilities are a key component in making an athletics department attractive to recruits. Over the last years, North Carolina A&T has enhanced its appeal to some of the best athletes in the country with renovations and new construction. The centerpiece to the Aggies new construction was the completion of the **Joseph & Kathleen Bryan Fitness and Wellness Center**.



Bryan Fitness and Wellness Center

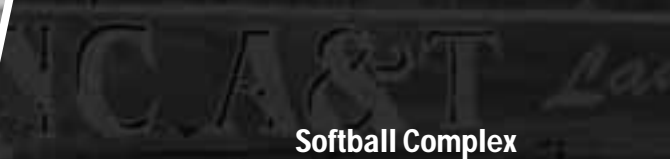
The Bryan Fitness and Wellness Center, adjacent to Aggie Stadium, was a \$3 million construction. The facility is 25,000 square feet. It houses two spacious locker rooms, offices, a multipurpose room and large areas for sports medicine, equipment and a weight room.

The center is surrounded by a state-of-the-art track and field facility, **Aggie Stadium** and **The Lady Aggies Softball Complex**.



Aggie Stadium

The five-year old **softball complex**, located at the corner of Benbow and Sullivan Streets is a welcome addition to the Aggie athletics department. Prior to the construction of this facility the Lady Aggies played their home games at a local park. The complex is NCAA compliant regulation. The outfield is made up of tif sport Bermuda grass while the infield is a skinned clay turf mixture.



Softball Complex



Irwin Belk Track

The dimensions are 210 down the line and 220 centerfield with fences that are 6-feet high. It has two bull pens and two batting cages, both located on the 1st and 3rd base sides. The dugouts are above ground and it has a digital scoreboard, however at this time it is not equipped to host night games.

The location of the field offers fans the ability to bring the whole family out to picnic on the hill while enjoying the game. The benefits of having a park on campus are starting to show through recruiting. The Aggies are 81-55-1 at their new park.

Irwin Belk Track continues to capture acclaim from observers all over the country. In 2010, the Aggies hosted the NCAA Preliminary Round. Every Division I school east of the Mississippi River competed at Irwin Belk. The Aggies have also played host the National Scholastic Sports Foundation's annual national track and field for the past five years. The event was sponsored by New Balance in 2010, and drew more than 2,000 of the best high school athletes in the nation to N.C. A&T.

The Mondo Super X Performance track features eight 48-inch lanes and wide turns. There are two jumping pits, a shot put pit and a water pit for the steeplechase race inside the stadium. The hammer and discus throwers compete just outside the stadium. The other high profile events hosted by N.C. A&T include the International Friendship & Freedom Games, the MEAC Outdoor Track and Field Championships, the North Carolina High School Athletic Association 1A, 2A, 3A and 4A Track and Field Championships and the Junior Olympics.

Aggie Stadium opened in 1981 and is considered one of the finest facilities in the Triad. It is also the second largest on-campus football facility in the Triad. It serves as the home of the North Carolina A&T football team and fans have watched the team win more than 65 percent of its games there. From the first game that featured a 21-14 win over Triad rival Winston-Salem State in front of 23,000 fans until today, Aggie Stadium has served as a place to witness outstanding football, musical entertainment from the Blue and Gold Marching Machine and one of the best college environments in college football.

It was designed by N.C. A&T alumnus W. Edward Jenkins, AIA, and constructed at a cost of more than \$2.5 million and occupies 125,755 square feet of space. With additional seating in 2003 Jenkins' design evolved into a stadium that held a record crowd of 27,769. North Carolina A&T is 78-63-1 since the stadium opened. During its first 14 years, Aggie Stadium comfortably seated 16,500. In 1995, 5,000 seats were installed to complete an attractive horseshoe shape.

In recent years the stadium has undergone more improvements. Ford Motor Company donated a generous amount in 1999 toward the construction of lights and an electronic marquee, which is located in front of the Lindsay Street gate entrance. Elon University was the first opponent to face the Aggies under their new lighted stadium in front of 17,284 fans in 2000. Adjacent to Aggie Stadium is the Joseph & Kathleen Bryan Fitness and Wellness Center. The facility is 25,000 square feet. It houses two spacious locker rooms, offices, a multipurpose room and large areas for sports medicine, equipment and a weight room.

The **Aggie Tennis Complex** also snugly fits in between residence halls and academic buildings on campus. The complex houses the women's North Carolina A&T tennis team. Built in 2003, the complex showcases eight synthetic surface courts where the Aggies play five to six tennis matches per year. The courts face East Market Street, the main road that leads to North Carolina A&T State University.

There are bleachers located near center court to give fans a good view of singles and doubles competitions. The complex has been an enormous benefit to Aggie tennis players, faculty and students since its opening. It helps the tennis athletes prepare for competition, while giving students and faculty an additional place to cheer on the Aggies.

World War Memorial Stadium

There is one off-campus facility in Aggies Athletics. The Aggies baseball team plays its games at the historic **World War Memorial Stadium**, or as it is most commonly known, War Memorial Stadium.

It is one of the oldest active baseball parks in the nation. The building was designed in 1926 and it opened for the first time in 1928. Although it was designed for football, it is an excellent place to watch and play a baseball game.

It is conveniently located across the street from campus on the corner of Lindsay Street and Yanceyville Avenue. The park's location is not only an asset for the program, but its former minor league ballpark status gives the Aggies an outstanding home field. There is a clubhouse for the players with each player issued a locker. On the field, War Memorial's classic ballpark landscape and short porch in right field makes it a hitter's delight. The Aggies often are among the nation's best teams in slugging percentage and home runs. But there is room for pitching. The Aggies have had two 10-game winners in the last three years, and they have reigning MEAC Pitcher of the Year. The park's capacity is 7,500. It is 327-feet down the left field line, 401-feet to deep center field and 327-feet down the right field line.

Facilities

East Coast Premier Track & Field Facility

NOTABLE A&T TRACK MEETS

NCHSAA Outdoor Track and Field Championships

2006 NCAA East Regionals

Nike Outdoor Nationals

State Games

2009 NCAA East Regionals

2009 Junior Olympics

International Friendship and Freedom Games

MEAC Outdoor Track and Field Championships

2010 NCAA East Preliminary Round

New Balance Outdoor Nationals



International Friendship
And Freedom Games



NC A&T

www.ncataggies.com

A&T Athletics

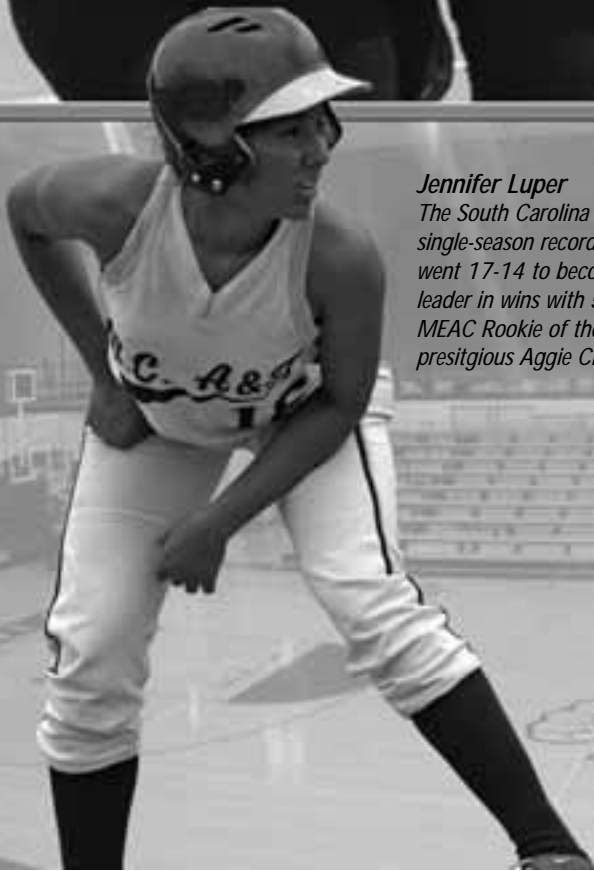
Softball Seniors

The softball team's 2010 senior class won more games than any other class in school history with 112 victories over four years. They also had a combined 2.96 grade point average.



Jennifer Luper

The South Carolina native owns the single-season record for wins. In 2010, she went 17-14 to become the Aggies all-time leader in wins with 53. She was the 2008 MEAC Rookie of the Year and received the prestigious Aggie Club award.



Mike Mayhew

The Charlotte native rushed for 471 yards on 111 carries and scored six touchdowns during his rookie season. He was rewarded by becoming the first Aggie to earn MEAC Rookie of the Year honors.

A&T Athletics

Kelvin Freeman

Freeman was named MEAC Rookie of the Year after hitting .379 with six homers and 44 RBIs. Freeman also earned Louisville Slugger Freshman All-American honors along with being named to the MEAC Baseball All-Tournament team.

Esterlin Paulino

Esterlin Paulino was named MEAC Pitcher of the Year after going 9-2 while posting a 3.38 ERA, which led the conference. Paulino was also named All-State.

Women's Tennis

The North Carolina A&T women's tennis team routinely has the highest team grade point average in the athletics department.

Nick Rogers

Nick Rogers made first-team All-MEAC as an infielder. He made second-team All-MEAC as a pitcher. He was also a finalist for the nationally-recognized John Olerud Two-Way Player of the Year award.

Break It

Avignon Williams (blocks), Arlene Mitchell (kills, service aces), Brenden Chatman and Lauren Walker (digs) have all set new school records in the last three seasons.

A&T Athletics

4x1 Relay Team

The 4x1 Relay Team of (left to right) Earl House, Calesio Newman, Darryl Williams and Akinwale Jordan qualified for the NCAA Nationals in Eugene, Ore., while competing in the NCAA East Preliminary Round at N.C. A&T's Irwin Belk Track. They were the first 400 meter relay team from N.C. A&T to qualify for nationals in 10 years.

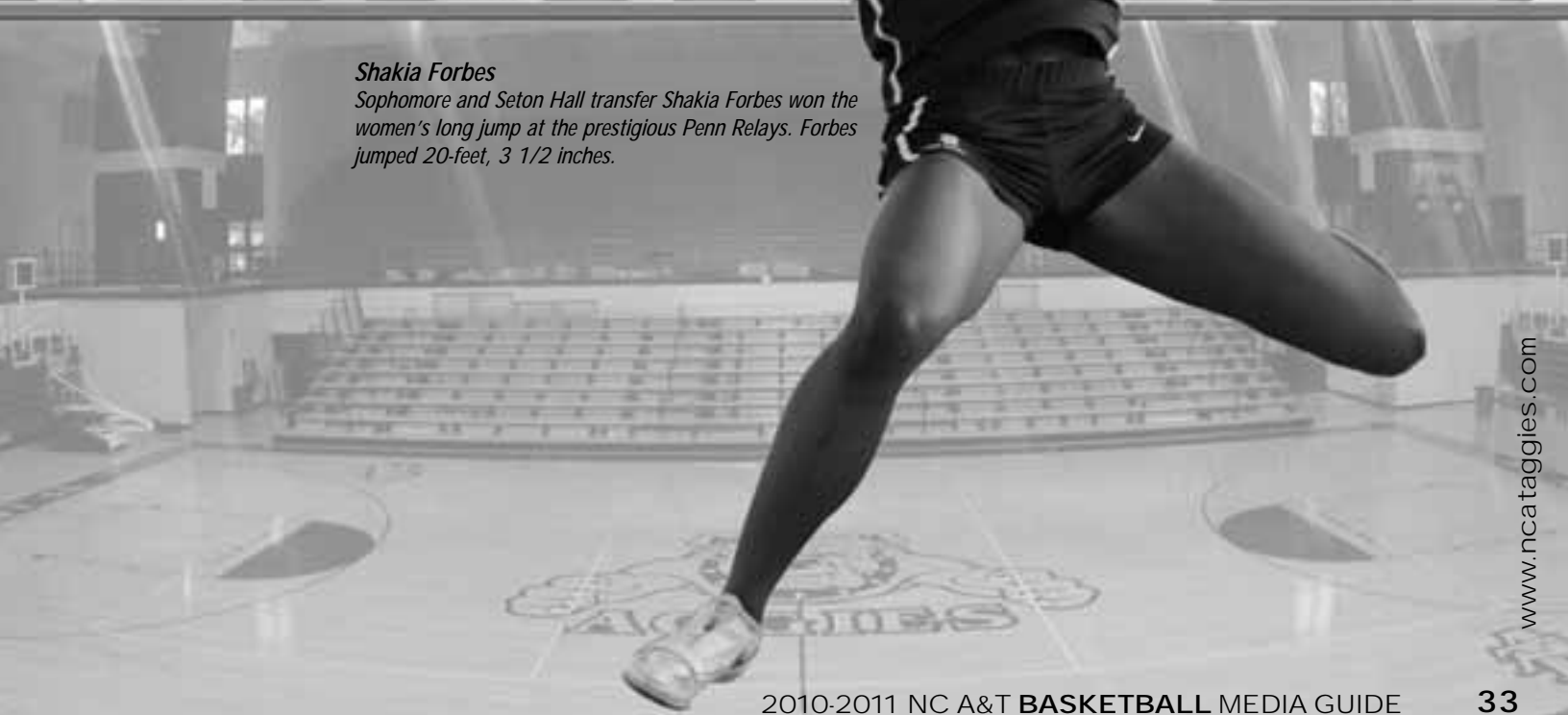
David McFadgen

David McFadgen won the triple during the MEAC Indoor Track and Field Championships and during the MEAC Outdoor Track and Field Championships. He also qualified for the U.S. Nationals in the triple jump two years in a row.



Shakia Forbes

Sophomore and Seton Hall transfer Shakia Forbes won the women's long jump at the prestigious Penn Relays. Forbes jumped 20-feet, 3 1/2 inches.



A&T Athletics

Thomas Coleman broke the school's single-season blocked shots record during the 2008-09 season. He followed that up by breaking the school's career blocked shots record during the 2009-10 season.

Postseason History

The North Carolina A&T women's basketball team became the first historically black college or university to win two consecutive games in an NCAA postseason sanctioned tournament. The Aggies defeated Wake Forest and Charlotte in the WNIT to earn the feat. They lost to Miami -- the WNIT runner-up -- in the third round.

Top Lady

In addition to being a matrix of sorts for the Aggie swimming program during her tenure, Gia Wright was also named A&T Senior Female Athlete of the Year in 2008.


Sarah Taylor is one of the best bowlers in the MEAC.

Steven Rush broke the single-season record for 3-pointers made during the 2006-07 season and became the first first-team All-MEAC performer in five seasons.

Ta'Wuana "Tweet" Cook

Ta'Wuana "Tweet" Cook has put together one of the most storied careers in the history of North Carolina A&T women's basketball. Cook finished her career with 1,723 points, which ranks her second all-time on the Aggies scoring list. Her 393 assists rank first all-time in Aggies history.

2010-11 SEASON OUTLOOK



THE SOLUTION...

What ailed the North Carolina A&T men's basketball team during the 2009-10 season is easy to diagnose.

The Aggies suffered through one of the worst shooting seasons in the history of the program. The Aggies shot just 40.1 percent from floor and 30.7 percent from 3-point range.

N.C. A&T's woeful shooting led to frustrating scoring droughts throughout the season. On January 25, the Aggies lost a five-point lead late to arch-rival Winston-Salem State. A month later, the Aggies went more than eight minutes without a field goal and lost a 15-point lead to the same team. In back-to-back games against Morgan State and Norfolk State, the Aggies had 13 and 20-point leads respectively and lost both games.

What will be the Aggies solution for the 2010-11 season?

Season Outlook

"I really thought about it quite a bit," said N.C. A&T head coach Jerry Eaves. "I really don't know how to fix it other than to say I hope Thomas Coleman will become a little more aggressive in the paint. So we will have more opportunities around the basket."


Eaves plans not only to add more shooters, but he also went in search of more mental and physical toughness. Even with the additions, whether the Aggies can rebound from an 11-22 season that included a 6-10 conference season, will rest on the 6-9

shoulders of lone senior Thomas Coleman. Coleman has shown flashes of being a dominant force offensively and defensively in the MEAC, but has never reached that level on a consistent basis.

One thing is for certain about Coleman, however. He is the best shot blocker in the MEAC. He has led the conference in blocked shots over the past two seasons. A year ago, he was third in the MEAC in rebounding (8.6). Eaves would love to see his big man become more active on the offensive end. Coleman shot 54.3 percent, but shot just 6 ½ times per game.

"I think he wants the responsibility of having to lead a team," said Eaves about Coleman. "He's got the ability. He is a humble young man. He is going to graduate on time. And he has an opportunity to play after this. I think he has every reason in the world to step out and be a leader this year."

Coleman will have two other veterans joining him. Junior guards Nic Simpson (6-3, 190, Ft. Thomas, Ky.) and Marc Hill (5-8, 160,



THOMAS COLEMAN



MARC HILL

Season Outlook

Bowie, Md.) are established shooters who when effective can ignite the Aggies offense. Simpson earned all-tournament honors last season during the MEAC Tournament. Hill, who has been the backup point guard for the Aggies over the past two seasons, could step into the starting role this season.

"Marc Hill is going to have to run the show," said Eaves. "He is going to have to handle pressure defenses from other teams. He will be out there with young players, so he is going to have to get them in position. He's one of the biggest keys to what type of team we have this year."

Coleman, Hill and Simpson will have to step up to replace guards Tavarus Alston and Dwane Joshua and forward Robert Johnson. Alston, Joshua and Johnson were the Aggies top scorers last season.

"Filling in those shoes will be hard to do," said Eaves. "But we have brought in a lot of young people. Our young people will have a chance to fill the void of players of their stature."

Three other juniors don't have the experience of Hill and Simpson, but they could contribute. Guard Jared Williams (6-3, 180, Orangeburg, S.C.) has struggled with injuries since arriving at N.C. A&T. When healthy, he provides the Aggies another perimeter threat. The hope for forward Brock Moorman (6-5, 205, Owensboro, Ky.) is that he can become a strong contributor on the glass. Meanwhile, walk-on forward John Gordon (6-4, 190, Pontiac, Mich.) will look to work his way into the lineup after playing on the scout team last season.

A year ago, Eaves decided to bring five freshmen along slowly. This season will go a long way in determining if Eaves' strategy paid off. Forwards DaMetrius Upchurch (6-7, 210, Raleigh, N.C.) and Austin Witter (6-8, 195, Princeton, N.J.) received the most experience from last season. Witter started the Aggies last 15 games of the season. In his first career start, he dished out seven assists in a win over S.C. State. Witter's height and guard skills make him a matchup problem if he becomes aggressive offensively.

Upchurch's strength is on the defensive end. He is tough to shoot over because of his long frame. Upchurch also provides the Aggies another rebounder, and if he added the toughness Eaves is looking for during the off-season, he could take some of the pressure off of Coleman in the post.

"I expect Austin Witter and DaMetrius Upchurch to have huge years," said Eaves. "I expect Adrian Powell and Brock Moorman to give me more than they did last year. Henry can help them around the basket. He has a good touch."

Forward Lawrence Smith (6-5, 195, Bowie, Md.) is a tremendous athlete. He started eight games for the Aggies in 2009-10. He is not an offensive threat yet, but he can defend and finish on the break.

The same can be said of guard Roger "R.J." Buck (6-3, 192, Lusby, Md.). Buck possesses tremendous hops. Before his career is over, he should provide Aggie fans with plenty of highlight moments. Swingman Adrian Powell (6-6, 188, Conover, N.C.) adds versatility to the Aggies. He can play point guard, shooting guard and small forward.

On the toughness front, the Aggies also added Cristian Henry. He is a 6-8 center out of Lewis & Clark Community College. The Margate, Fla., native could develop into the bruiser in the paint Eaves has been looking for. The Aggies also turned to redshirt freshman John Johnson (6-7, 240, Greensboro, N.C.) for more toughness. Johnson is the young brother of Robert Johnson, who was the Aggies third-leading scorer last season.

The Aggies added three freshmen to the mix. Chicago native Ray Lester (F, 6-6, 230) comes in with the most hype. His presence led espn.com to rank N.C. A&T with the highest rated recruiting class in the MEAC. Lester can rebound and face the basket.

"Ray Lester is very aggressive around the basket," said Eaves. "Hopefully, that will help us get to the free throw line more."

The Aggies also added two new shooters in guards Jeremy Underwood (6-0, 190, Washington, D.C.) and Thomas Cooper (6-4, 185, Chattanooga, Tenn.). ■



NIC SIMPSON

MEET THE COACHES



Jerry Eaves, Head Coach

Jerry Eaves enters his eighth season as the head men's basketball coach at North Carolina A&T. He is the third longest tenured coach in Aggies history behind legendary coaches Cal Irvin and Don Corbett. Eaves also has the third highest tenure among MEAC coaches behind Coppin State's Ron "Fang" Mitchell and Delaware State's Greg Jackson.

While he has yet to bring the Aggies to conference championship glory like the aforementioned names, he has led the men's basketball program to some of the most significant victories in school history.

Eaves has consistently defeated teams from conferences who have a higher RPI ranking than the Mid-Eastern Athletic Conference. The biggest win perhaps was a 96-93 win over DePaul of the Big East in 2007. The Big East is one of the six power conferences in the country along with the SEC, ACC, Big 12, Pac 10 and Big 10. The Aggies win marked just the second time in school history the Aggies beat a team from a Power 6 Conference.

A year earlier, Eaves led the Aggies to an 80-76 win over Southern Methodist University of Conference USA. Eaves' mid-major victories include wins over Coastal Carolina, Texas Pan-American, High Point and just last season the Aggies put together their biggest home win (in terms of RPI ranking) in school history when they defeated Middle Tennessee State.

Over his first seven seasons, Eaves won 72 games. It is the third highest win total in school history behind Irvin and Corbett. His home record has been impressive. The Aggies are 34-14 at home over the last four seasons.

Eaves took over a one-win program with just four returning players and two scholarship players and turned it into a team that consistently contends among the top teams in the MEAC. The Aggies are 34-32 over the last four years in the MEAC, including a stretch where they finished above .500 in the MEAC three straight seasons. It was a feat the Aggies program had not accomplished since the early 90's.

The Aggies constantly improved under Eaves. He won 15 games over the first three years of his tenure at N.C. A&T. In the last four seasons, the Aggies have won 57 games, become one of the most prolific 3-point shooting teams in the nation and have finished top four in the conference three out of the last four seasons.

Eaves' 15-win total in 2006-2007 was the program's best season in 10 years. He repeated the feat in 2007-08. Two years ago, the Aggies reached the 16-win plateau. It was the most wins the Aggies have had since the 1993-94 team that won 16 games. Eaves has also established the Aggies return to respectability by having a player lead the league in scoring in Sean Booker, another player became one of the best 3-point shooters in the nation in Steven Rush and one of the best shot blockers in the nation in Thomas Coleman.

Eaves' hard work in turning around the Aggies program earned him the 2008-09 National Association of Basketball Coaches District 15 Coach of the Year. Eaves led the Aggies to a 16-16 mark overall and the Aggies 9-7 record earned them third place in the MEAC after being picked eighth in the preseason. Eaves also led the Aggies to their longest winning streak in 18 seasons when the Aggies went 8-0 in the month of February.

Eaves not only excels in bringing great talent to N.C. A&T, but he also has made it a habit to recruit outstanding student-athletes.

Recent recruits such as Thomas Coleman, Steven Rush, Marc Hill and Austin Ewing have excelled in the classroom as well as the court. He has one of the highest Academic Progress Rates in all of black college athletics.

When he arrived on N.C. A&T's campus, he brought with him a wealth of experience after numerous stints on both the collegiate and professional levels as an assistant. Eaves came to Greensboro after one season on John Lucas' Cleveland Cavaliers staff. Before he came to Cleveland, Eaves spent three seasons in Charlotte, N.C., where he was an assistant for the then-Charlotte Hornets. He worked under Paul Silas, the organization's all-time leader in wins.

Both Eaves and Silas were on the New Jersey Nets staff during the 1994-95 season when they were assistants under then-head coach Butch Beard. It was the first of two campaigns that Eaves would spend working for Beard before returning to his alma mater, the University of Louisville, as an assistant to Hall of Fame coach Denny Crum.

Eaves spent three seasons (1996-99) at Louisville, helping lead the Cardinals to a combined 57-40 record and two NCAA Tournament appearances. Prior to his stints with New Jersey and Louisville, he was an associate head coach at Howard University for four years under Beard (1990-94), supervising recruiting, scheduling travel and practices.

He helped the Bison win the school's only MEAC Championship in 1992 and a berth in the NCAA Tournament. As an NBA professional, Eaves played in the league for four seasons. The Utah Jazz selected Eaves in the third round (55th overall pick) of the 1982 NBA Draft. Eaves appeared in 162 games in two complete seasons for Utah and also played for the Atlanta Hawks (1984-85) and Sacramento Kings (1985-86).

He averaged 6.7 points and 2.5 assists in 168 career NBA games. For the 1989-90 season, Eaves served as a scout for the Utah Jazz before he began pursuing his passion of coaching on the collegiate and professional levels.

At Louisville, Eaves was the starting point guard on the 1980 NCAA championship team that defeated UCLA in the final game in Indianapolis.

It was Eaves who made the decisive defensive stop on UCLA standout forward and former Denver Nuggets general manager Kiki Vandeweghe to help the Cardinals win the game. In four seasons with the Cardinals, Eaves averaged 9.7 points, on 50.5-percent shooting from the floor, 2.6 assists and 1.8 rebounds in 129 career games. He was named All-Metro Conference for the 1980-81 season.

Eaves ranked 30th on the school's all-time scoring list with 1,250 points. He was inducted into the University of Louisville Athletic Hall of Fame. Prior to Jerry Eaves' arrival at the University of Louisville, he was a star at Ballard High School as a three-year starter. He earned a selection as a McDonald's All-American following his senior season (1978). He led Ballard to a state championship during that same season.

A native of Louisville, Ky., Eaves earned a degree in business and sports management from the University of Louisville in 1986.

Eaves has four children: Lee Anne, Ashley, Frankie and Anthony. He lives with his wife Shelia in Greensboro. ■



Phillip Stitt, Assistant Coach

1ST SEASON



Phillip Stitt enters his first season as an assistant basketball coach with the North Carolina A&T men's basketball program. Stitt brings with him a wealth of experience on the collegiate level, including head coaching experience.

Stitt will be Jerry Eaves' No. 1 assistant, and will handle scouting, recruiting and game planning. He will also provide Eaves with quality input on strategy and philosophy. Stitt comes to Aggieland after a one-season stint as an assistant coach with the Fayetteville State Broncos, where he worked under head coach Alphonza Kee, a former No. 1 assistant coach under Eaves at N.C. A&T. Prior to joining Kee at Fayetteville State, he was the associate head coach at Grambling University under head coach Rick Duckett.

In 2006, he was hired as the head coach of Florida Community College in Jacksonville, Fla. During his two-season stay, Stitt won 21 games and had three players sign Division I National Letters of Intent. Among those players was former Aggies guard Dwane Joshua, who scored 580 points and hit 97 3-pointers for N.C. A&T during a two-year career.

The highest profile position of Stitt's career was his position as the head men's basketball coach at Winston-Salem State University. Stitt took over the Rams program in 2001, and compiled a 94-51 record over five seasons. He led the Rams to two NCAA Division II playoff appearances. The Rams never posted a losing record under Stitt.

During the 2004-05 season, he led the Rams to a 22-8 record, a CIAA Western Division regular-season title, a CIAA Tournament semifinal appearance and an NCAA Division II Championship Tournament berth. For his efforts, he was named CIAA Coach of the Year.

Stitt came to WSSU as an assistant under Duckett in 1998. Before he left the Rams program in 2006, he was a part of five 20-win seasons, two CIAA Championships, five NCAA Tournament berths, two NCAA Division II Sweet 16 appearances and a .711 winning percentage.

The coaching career of Stitt began in 1991 as an assistant at Florida Community College. After spending three seasons with the Stars, he moved on to Division I Jacksonville University, where he was an assistant until 1997. At the start of the 1997-98 season, he started his first stint as an assistant under Duckett as the two paired together at Fayetteville State. In his one season in Fayetteville, Stitt helped the Broncos post a 17-10.

A Jacksonville, Fla., native, Stitt earned his B.A., in health, physical education and recreation in 1991 from Brewton-Parker College. ■

Stitt

Scott Bollwage, Assistant Coach

Scott Bollwage enters his fifth season as an assistant coach for the North Carolina A&T men's basketball team.

He plays a vital role in recruiting some of the outstanding and promising young talent within the Aggies men's basketball program. Bollwage's other responsibilities include scouting and coaching the Aggies post players.

Bollwage played two seasons of varsity baseball and one season of varsity basketball at Division II Barton College in Wilson, N.C. He was instrumental in helping Barton win the Carolina-Virginia Athletic Conference Championship in baseball and as a point guard on the basketball team he helped Barton reach the NCAA Regional Tournament.

Bollwage completed his academic requirements at Barton, earning a B.S., degree in sports management with a minor in business administration in 1998. He is now working on his master's degree in secondary education from the University of Phoenix.

After leaving Barton, he became an assistant under legendary college basketball coach Bob Burke at Division III Chowan College. Bollwage's other coaching stops include assistant coaching jobs at Greensboro College and Spartanburg Methodist College.

Under Bob Burke at Chowan he earned valuable experience as an assistant. Burke is fourth all-time in wins among North Carolina college basketball history.

Bollwage had an array of responsibilities while there, which taught him the various facets of running a college basketball team. In addition to coaching players in practice, Bollwage also created and implemented individual workouts and weight training routines.

He also helped Chowan continue its winning ways by assisting in the coordination of Chowan's recruiting efforts through creating recruiting questionnaires. He also established a database about recruits through research and scouting.

After leaving Chowan, Bollwage moved to New Jersey and was an assistant coach at Nottingham High School for two years. He then joined the Greensboro College staff under Lynn Ramage in 2003. Bollwage's additional responsibilities included supervising the Pride's study halls and he was the director of the intramural programs.

Bollwage moved on to Spartanburg Methodist College (S.C.) in 2004, where he was named associate head coach under Bob Burke's son, Rob. Bollwage held the same responsibilities he held at Greensboro College. ■

5TH SEASON



Scott Bollwage
Barton '98

Bollwage

Walter Booth, Assistant Coach

3RD SEASON



Walter Booth
N.C. A&T '07

Walter Booth Jr., begins his third season as an assistant men's basketball coach under head coach Jerry Eaves after playing small forward for Eaves from 2003-2007. Booth will be responsible for scouting upcoming opponents, recruiting and breaking down game film of opponents.

Booth has already established himself as a tireless recruiter who can bring in top-flight talent from the best high school programs in the nation.

Booth comes to N.C. A&T after spending eight months as a sales representative for the Washington Wizards. Also during his time with the Wizards, Booth worked as an assistant basketball coach with Bullis High School.

During his career with N.C. A&T, Booth was one of Eaves' steadiest players. Eaves gives him partial credit for taking the Aggies from a 3-win team his first season to a 15-win team by his fourth season. Booth led the Aggies in assists as a junior and senior as Eaves often relied on him to tear apart defenses with his excellent court vision and savvy.

Booth scored in double figures 10 times in his career, and he led the Aggies in assists 17 times in 105 games played as an Aggie. Booth scored 413 points, dished out 155 assists, grabbed 282 rebounds and averaged 18.8 minutes during career. Before the 2006-07 season, Booth was named an Aggies co-captain.

Booth was also an excellent student. He made the MEAC Commissioner's All-Academic Team as a junior, and attended N.C. A&T on an academic scholarship. In 2007, Booth graduated from N.C. A&T with a 3.0 GPA in business management. ■

Bryant Paylor, Video Coordinator

8TH SEASON



Bryant Paylor
N.C. A&T '02

Bryant Paylor is in his eighth season on the A&T men's basketball staff. This season, Paylor will serve as the Aggies video coordinator. Paylor also oversees equipment orders.

The former Aggie basketball player was a senior walk-on during the 2002-2003 basketball season. Against nationally-ranked Duke, he scored a career-high seven points in a nationally televised game. In June 2003, he joined the N.C. A&T staff as graduate assistant coach for the Aggies.

Before working with the men's basketball team, Paylor served as the Director of Student-Athlete Academic Progress at N.C. A&T. He assisted with team travel, oversaw equipment ordering and distribution and organized and assisted in the youth basketball summer camps. In 2004-05, Paylor also took on many directors of operations duties.

In addition to his on the court coaching during the season, Paylor takes his knowledge and expertise to various summer basketball camps including NBA camps. The summer camps give him an opportunity to share his knowledge and expertise to boys and girls ranging from age 7-17. This is also an opportunity for Paylor to gain knowledge from various coaches/players from the ACC, Pac-10, and NBA. ■

Paylor

Harlan Frye, Director of Basketball Operations

Harlan Frye, a man with deep roots within the Aggie Family, enters his fifth season as the North Carolina A&T's volunteer director of basketball operations

Frye has spent the last 15 years working in Raleigh. Frye will be responsible for handling the Aggies basketball operations, which includes coordinating travel and putting together practice and travel schedules. Before living in Raleigh, Frye spent three years as the human resources representative at Perdue Farms in Accomac, Va.

He coordinated personnel policies and activities, while working in an advisory role. In the business world, Frye has also worked as an assistant personnel manager at Burlington Industries in Mooresville, N.C., where he was responsible for all personnel matters, including employee relations, labor turnover, benefits, employee safety and affirmative action practices.

In 1984, he was a business analyst for TRW Space and Technology Group in Redondo Beach, Calif. Frye also has a significant basketball background. He starred at Grimsley High School in Greensboro from 1977-79. Frye, who played point guard, led the Whirlies to the Class 4A state championship game in 1978, where they lost to Rocky Mount High led by future NBA player Buck Williams.

During his senior season in 1979, the Whirlies went 27-2, losing to Page in the state playoffs. Frye also led Grimsley to two Little Four Championships and two conference championships. For his efforts at Grimsley, Frye earned an athletic scholarship to Howard University.

Frye spent one season at Howard before transferring to N.C. A&T in 1981, where he played under legendary N.C. A&T men's basketball coach Don Corbett. Frye was a part of three of the Aggies record-setting eight straight MEAC Tournament Championships. In two of those seasons, the Aggies played in the NCAA Tournament.

After leaving N.C. A&T, Frye became the eighth-grade head basketball coach at Greensboro Day School in 1984. Frye also worked as assistant coach at Dudley, where he helped the Panthers win the Little Four Championship. Frye left Greensboro to take an assistant basketball coaching position at West Los Angeles Junior College.

While in California, Frye also worked as the director of the basketball program at the Gardena, California YMCA. He coached all-star teams, refereed city league games in the Los Angeles area and helped his six-foot-and-under basketball team to a third place finish in the Los Angeles County basketball tournament in 1986. Frye returned to North Carolina in 1988, where he worked at the Bryan Adrian Basketball Camps, the Mooresville City youth coach and the Statesville, N.C., men's basketball league.

In 1990, he became an assistant basketball coach at Pocomoke City High. Pocomoke was the Class 1A state runner-up in Maryland in 1992 and a state semifinalist in 1993. Recently, Frye has refereed and coached in the city of Raleigh Adult and Youth Basketball Leagues. From 2004-06 he worked as an assistant basketball coach at Enloe High School in Raleigh. During the same span he was the head coach of an AAU program in Raleigh, where his team qualified for the AAU National Championship three consecutive years.

Frye is a 1984 graduate of North Carolina A&T State University with a B.S., degree in business administration. His mother, Shirley Frye, used to be the special assistant to the Chancellor at N.C. A&T. Frye's father, Henry Frye holds the distinction of being the first black justice to serve on the North Carolina Supreme Court. ■

5TH SEASON



Harlan Frye
N.C. A&T '84

Meet the Staff



DR. RAY MCKINNIE
Faculty Athletic Representative



MERLENE AITKEN
*Associate Athletics Director/
Senior Woman Administrator*



BILLY EDRINGTON
*Associate Athletics Director
for Facilities/Gameday Operations*



ANGELA PETERSON
*Auxiliary Services Director/
Athletics Business Manager*



PHILLIP MCALPIN
*Director of Development
for Athletics*



PATSY FRAZELLE
Ticket Sales Manager



THERON THOMAS
*Assistant Athletics
Director for Equipment*



CEDRIC WALTHAW
*Strength and Conditioning
Coach*



BRIAN HOLLOWAY
*Assistant Athletics Director
Sports Media Relations*



DARLENE MITCHELL
*Sports Media Relations
Assistant*



LAWANDA WALLACE
*Assistant Athletics Director
for Student Services*



WANDA THOMAS
Budget Manager



MONTRAY JACKSON
*Assistant Strength and
Conditioning Coordinator*



JERALDINE BAILEY
*Administrative Associate
for Football*



DELORIS BOOKER
*Administrative Associate
for Basketball*



SHERRY DELBRIDGE
*Executive Assistant to
the Athletics Director*

Not pictured, Tiffany Harris, Administrative Support Associate for Athletics and Wanda Gillespie, Receptionist

NC A&T Head Coaches



PATRICIA BIBBS
Women's Basketball



JERRY EAVES
Men's Basketball



GEORGE RAGSDALE
Interim Football



KEITH SHUMATE
Baseball



TONI CONWAY
Volleyball



JAMES DUNWOODY
Women's Tennis



MAMIE JONES
Softball



ADJOA BOTWE-RANKIN
Cheerleading



SHAWN HENDRIX
Swimming



JAMES WILLIAMS
Bowling

Athletics Department Directory

ADMINISTRATION

Earl Hilton, *Interim Director of Athletics*..... 256-0285
 Merlene Aitken, *Associate Athletics Director/
 Senior Woman Administrator*..... 256-2164
 Billy Edrington, *Associate Athletics Director for
 Facilities and Gameday Operations*..... 256-0535

DEVELOPMENT

Phillip McAlpin, *Director of Athletics Development*..... 334-7600

BUSINESS OFFICE

Angela Peterson, *Director of Auxiliary Services,
 Liason to Athletics*..... 334-7876
 Wanda Thomas, *Budget Director*..... 334-7686
 Patsy Frazelle, *Ticket Manager*..... 334-7749

STUDENT SERVICES

LaWanda Wallace, *Assistant Athletics Director for
 Student Services*..... 334-7404
 Juanita Painter, *Coordinator for Academic
 Monitoring for Athletics*..... 334-7838, ext. 5239
 William Gill, *Academic Advisor and Coordinator of
 Study Hall for Student-Athletes*..... 334-7838

TRAINING AND EQUIPMENT

Roland Lovelace, *Head Athletics Trainer*..... 256-0533
 Cedric Walthaw, *Strength and Conditioning
 Coordinator*..... 256-0534
 Theron Thomas, *Assistant Athletics
 Director for Equipment*..... 334-7987
 Danyel Williams, *Assistant Equipment and
 Facilities Associate*..... 256-0535
 Janah Fletcher, *Assistant Trainer*..... 256-0533
 Mallori Crockett, *Assistant Trainer*..... 256-0533
 Montray Jackson, *Assistant Strength
 and Conditioning Coordinator*..... 256-0534

ADMINISTRATIVE STAFF

Sherry Delbridge, *Executive Associate to the
 Athletics Director*..... 256-0285
 Jeraldine Bailey, *Administrative Support
 Associate for Football*..... 285-4260
 Tiffany Harris, *Administrative Support
 Associate for Athletics*..... 334-7686
 Deloris Booker, *Administrative Support
 Associate for Basketball*..... 334-7983 / 256-2173
 Wanda Gillespie, *Receptionist*..... 334-7686

FOOTBALL

Interim Head Coach, George Ragsdale 285-4267
 Chenniss Berry 285-4269
 Maurice Johnson 285-4265
 Tayrone Odums 285-4266
 Travis Oliver 285-4262
 Mike Morand 285-4263
 Marshal Glenn 285-4268
 Graduate Assistant LaQuaid Manago..... 285-4270
 Graduate Assistant Dexter Stroman 285-4264

MEN'S BASKETBALL

Jerry Eaves, *Head Coach*..... 256-2658
 Scott Bollwage, *Assistant Coach*..... 334-7689
 Walter Booth, *Assistant Coach*..... 334-7689

WOMEN'S BASKETBALL

Patricia Cage-Bibbs, *Head Coach*..... 256-2173
 Freddie McLean, *Assistant Coach*..... 334-7891
 Erica Cousar, *Assistant Coach*..... 334-7891

OLYMPIC SPORTS

Baseball..... 285-4272
*Head Coach, Keith Shumate, Assistant Coach, Austin Love,
 Volunteer Assistant Coach, Tim Wilson*
 Bowling..... N/A
Head Coach, James Williams
 Women's Tennis..... N/A
Head Coach, James Dunwoody
 Softball 285-4264
Head Coach, Mamie Jones, Assistant Coach, Christina Brock
 Swimming 334-7918
Head Coach, Shawn Hendrix
 Track Programs
Director of Track Programs, TBA..... 285-4276
Assistant, Katrina Allen..... 285-4277
 Volleyball 334-7373
Head Coach, Toni Conway
Assistant Coach, Arlene Mitchell

CHEERLEADING

Adjoa Botwe-Rankin, *Co-Head Cheerleading Coach,*
 Wenalyn Bell,
Co-Head Cheerleading Coach..... aggiecheerleading@yahoo.com

FAX NUMBERS

Main Athletics Line..... 334-7272
 Football..... 334-7372
 Men's Basketball 334-7566
 Women's Basketball 334-7272
 Baseball, Softball and Track..... 334-7496
 Swimming..... 256-2320
 Equipment 256-2196
 Development 224-7094
 Media Relations..... 334-7181

North Carolina A&T Athletics Department Mailing Address: 1601 E. Market Street, Moore Gymnasium, Greensboro, NC 27411
 Official Athletic Web Site:

www.ncataggies.com

MEET THE PLAYERS



2010-11 NC A&T Men's Basketball Alphabetical Roster

| No. | Name | Pos. | Ht. | Wt. | Cl. | Hometown/Previous School |
|-----|--------------------|------|-----|-----|-------|---|
| 0 | Lawrence Smith | F | 6-5 | 200 | So. | Bowie, Md./Bishop McNamara |
| 1 | Adrian Powell | F | 6-6 | 190 | So. | Conover, N.C./Massanutten Military Acd. |
| 2 | Jared Williams | G | 6-3 | 180 | Jr. | Orangeburg, S.C./Orangeburg-Wilkerson |
| 3 | Jeremy Underwood | G | 6-0 | 185 | Fr. | Washington, D.C./Calvin Coolidge |
| 5 | Thomas Cooper | G | 6-4 | 180 | Fr. | Chattanooga, Tenn./Tyner Academy |
| 10 | Marc Hill | G | 5-8 | 160 | Jr. | Bowie, Md./Bishop McNamara |
| 11 | Ray Lester | F | 6-7 | 230 | Fr. | Chicago, Ill./Crete-Monee |
| 12 | Nic Simpson | G | 6-3 | 205 | Jr. | Ft. Thomas, Ky./Highlands |
| 15 | Brock Moorman | F | 6-6 | 212 | Jr. | Owensboro, Ky./Owensboro |
| 21 | R.J. Buck | G | 6-3 | 192 | So. | Lusby, Md./St. Mary's Ryken |
| 23 | Thomas Coleman | C | 6-9 | 240 | Sr. | Louisville, Ky./Jeffersontown |
| 31 | Austin Witter | F/G | 6-8 | 195 | So. | Princeton Junction, N.J./West Windsor South |
| 33 | DaMetrius Upchurch | F | 6-7 | 210 | So. | Raleigh, N.C./Garner |
| 34 | Cristian Henry | C | 6-8 | 210 | So. | Margrate, Fla./Lewis & Clark |
| 43 | John Johnson | C | 6-7 | 240 | r-Fr. | Greensboro, N.C./Wesleyan |

2010-11 NC A&T Men's Basketball Numerical Roster

| No. | Name | Pos. | Ht. | Wt. | Cl. | Hometown/Previous School |
|-----|--------------------|------|-----|-----|-------|---|
| 21 | R.J. Buck | G | 6-3 | 192 | So. | Lusby, Md./St. Mary's Ryken |
| 23 | Thomas Coleman | C | 6-9 | 240 | Sr. | Louisville, Ky./Jeffersontown |
| 5 | Thomas Cooper | G | 6-4 | 180 | Fr. | Chattanooga, Tenn./Tyner Academy |
| 34 | Cristian Henry | C | 6-8 | 210 | So. | Margrate, Fla./Lewis & Clark |
| 10 | Marc Hill | G | 5-8 | 160 | Jr. | Bowie, Md./Bishop McNamara |
| 43 | John Johnson | C | 6-7 | 240 | r-Fr. | Greensboro, N.C./Wesleyan |
| 11 | Ray Lester | F | 6-7 | 230 | Fr. | Chicago, Ill./Crete-Monee |
| 15 | Brock Moorman | F | 6-6 | 212 | Jr. | Owensboro, Ky./Owensboro |
| 1 | Adrian Powell | F | 6-6 | 190 | So. | Conover, N.C./Massanutten Military Acd. |
| 12 | Nic Simpson | G | 6-3 | 205 | Jr. | Ft. Thomas, Ky./Highlands |
| 0 | Lawrence Smith | F | 6-5 | 200 | So. | Bowie, Md./Bishop McNamara |
| 3 | Jeremy Underwood | G | 6-0 | 185 | Fr. | Washington, D.C./Calvin Coolidge |
| 33 | DaMetrius Upchurch | F | 6-7 | 210 | So. | Raleigh, N.C./Garner |
| 2 | Jared Williams | G | 6-3 | 180 | Jr. | Orangeburg, S.C./Orangeburg-Wilkerson |
| 31 | Austin Witter | F/G | 6-8 | 195 | So. | Princeton Junction, N.J./West Windsor South |

HEAD COACH: Jerry Eaves (Louisville '86) – eighth season

ASSISTANT COACH: Phillip Stitt (Brewton-Parker '91) – first season

ASSISTANT COACH: Scott Bollwage (Barton '98) – sixth season


ASSISTANT COACH: Walter Booth (N.C. A&T '07) – third season

VIDEO COORDINATOR: Bryant Paylor (N.C. A&T '02) – eighth season

DIRECTOR OF BASKETBALL OPERATIONS: Harlan Frye (N.C. A&T '84) – fifth season



0 LAWRENCE SMITH
6-5 Sophomore
Bowie, MD



1 ADRIAN POWELL
6-6 Sophomore
Conover, NC



2 JARED WILLIAMS
6-3 Junior
Orangeburg, SC



3 JEREMY UNDERWOOD
6-0 Freshman
Washington, DC




5 THOMAS COOPER
6-4 Freshman
Chattanooga, TN



10 MARC HILL
5-8 Junior
Bowie, MD




11 RAY LESTER
6-7 Freshman
Chicago, IL



12 NIC SIMPSON
6-3 Junior
Ft. Thomas, KY




15 BROCK MOORMAN
6-6 Junior
Owensboro, KY



21 R.J. BUCK
6-3 Sophomore
Lusby, MD



23 THOMAS COLEMAN
6-9 Senior
Louisville, KY



31 AUSTIN WITTER
6-8 Sophomore
Princeton Junction, NJ




33 DAMETRIUS UPCHURCH
6-7 Sophomore
Raleigh, NC



34 CRISTIAN HENRY
6-8 Sophomore
Margrate, FL



43 JOHN JOHNSON
6-7 r-Freshman
Greensboro, NC



0 Lawrence Smith

FORWARD

6-5, 200, SOPHOMORE

DOB: 3/19/91

HIGH SCHOOL: BISHOP MCNAMARA

MAJOR: BUSINESS MANAGEMENT

Earned valuable experience during his freshman season...Smith is one of a handful of freshmen who can say he started during the Jerry Eaves era...Smith is a high-flying athletic player who won the dunking contest at the 2009 Aggie Madness...Comes from the same high school that produced junior Aggies guard Marc Hill...Eaves likes his athleticism and his willingness to play tough defense.

2009-10 SEASON : Played in 19 games with eight starts...Averaged 0.3 points, 0.9 rebounds and 0.3 assists in 7.2 minutes of action per game...Made his first career start on Nov. 13 in the Aggies season opener against Brevard College...Played eight minutes and grabbed two rebounds in his debut...Had a career-high four rebounds against Hampton on Jan. 18.

HIGH SCHOOL CAREER: Averaged 7.7 points, 5.0 rebounds and 1.1 assists per game for nationally-ranked Bishop McNamara...Named Washington Catholic Athletic Conference honorable mention...Helped McNamara win 22 games as a senior, the most in school history... Played in the prestigious Capital Classic

PERSONAL: Full name is Lawrence Alexander Smith...He is the son of Leonard and Denise Smith...Has one sibling, Leonard Smith III...Smith is a business management major...His nicknames include L-Boogie and Smitty...Also considered University of Maryland-Baltimore County, New Hampshire and Longwood during the recruiting process...Chose N.C. A&T to receive the HBCU experience while playing a competitive schedule.

SMITH'S CAREER HIGHS


Points: 2 at Ohio, 11/17/09; **Rebounds:** 4 vs. Hampton, 1/18/10; **FG Made:** 1 at Ohio, 11/17/09; **FG Attempts:** 3 vs. Brevard, 11/13/09; **3FG Made:** N/A; **3FG Attempts:** 2 vs. Brevard, 11/13/09; **FT Made:** 1 at S.C. State, 1/19/10; **FT Attempts:** 2 at S.C. State, 1/19/10; 2 vs. Morgan State, 3/10/10; **Off. Rebounds:** 1 vs. Brevard, 11/13/09; 1 vs. Hampton, 1/18/10; **Def. Rebounds:** 3 vs. Hampton, 1/18/10; **Assists:** 2 vs. Carson-Newman, 1/5/10; **Steals:** 1 vs. Brevard, 11/13/09; at Ohio 11/17/09; **Blocks:** N/A; **Minutes:** 19 vs. Carson-Newman, 1/5/10

OVERALL STATISTICS

| SEASON | GP-GS | MIN | TOTAL | | 3-POINTERS | | FT-FTA | PCT. | REBOUNDS | | PF-FO | A | TO | BLK | ST | PTS-AVG. |
|--------|-------|-----|--------|------|------------|------|--------|------|------------------|------|-------|----|----|-----|-------|----------|
| | | | FG-FGA | PCT. | FG-FGA | PCT. | | | OFF-DEF-TOT-AVG. | | | | | | | |
| 09-10 | 18-8 | 137 | 2-14 | .143 | 0-4 | .000 | 1-4 | .250 | 6-12-18-0.9 | 27-1 | 5 | 11 | 1 | 2 | 5-0.3 | |

MEAC STATISTICS

| SEASON | GP-GS | MIN | TOTAL | | 3-POINTERS | | FT-FTA | PCT. | REBOUNDS | | PF-FO | A | TO | BLK | ST | PTS-AVG. |
|--------|-------|-----|--------|------|------------|------|--------|------|------------------|------|-------|---|----|-----|-------|----------|
| | | | FG-FGA | PCT. | FG-FGA | PCT. | | | OFF-DEF-TOT-AVG. | | | | | | | |
| 09-10 | 12-4 | 80 | 1-4 | .250 | 1-4 | .250 | 1-2 | .500 | 5-10-15-1.4 | 15-0 | 2 | 5 | 1 | 0 | 3-0.3 | |



1 Adrian Powell

FORWARD

6-6, 190, SOPHOMORE

DOB: 5/24/90

HIGH SCHOOL: MASSANUTTEN MILITARY ACADEMY

MAJOR: SPORTS SCIENCE AND FITNESS MANAGEMENT

Versatile player who could see his playing time increase this season... Fits into head coach Jerry Eaves' ideal of a player who can contribute in multiple ways on the floor... Possesses tremendous athleticism and will give the Aggies an excellent passer in the post... The left-hander sees the floor extremely well.

2009-10 SEASON: Powell played in 14 games with no starts... Averaged 0.4 points, 0.8 rebounds and 0.1 assists in 5.1 minutes per game... Played a season-high 10 minutes against S.C. State on Feb. 17... In his first game as an Aggie on Nov. 15, scored two points, had two rebounds and a steal in the Aggies 92-63 win over Brevard College.

HIGH SCHOOL CAREER: Played four seasons at Massanutten Military Academy... Named conference player of the year as a senior... As a senior, he was also named to the all-tournament and all-conference teams... Earned all-tournament and all-conference honors as a junior, and as a sophomore he was named to the all-tournament team.

PERSONAL: Full name is Adrian Raenard Powell... He is the son of Calvin Baker and Cathy Powell... He has two siblings, Kevin and Tamiko... His nicknames include A.P. and "A"... He is a sports science and fitness management major... Also considered Alabama State and Alcorn State during the recruiting process... Chose N.C. A&T because of its proximity to his home, which allows his family the opportunity to come see him play... His best experience at N.C. A&T has been attending homecoming.

POWELL'S CAREER HIGHS

Points: 3 at Tennessee, 12/23/09; **Rebounds:** 2 on several occasions; **FG Made:** 1 vs. Brevard, 11/13/09; at Tennessee, 12/23/09; **FG Attempts:** 4 at Tennessee, 12/23/09; **3FG Made:** 1 at Tennessee, 12/23/09; **3FG Attempts:** 4 at Tennessee, 12/23/09; **FT Made:** N/A; **FT Attempts:** N/A; **Off. Rebounds:** 2 at Tennessee, 12/23/09; 2 at Morgan State, 3/1/10; **Def. Rebounds:** 2 vs. Brevard, 11/13/09; **Assists:** N/A; **Steals:** 1 vs. Brevard, 11/13/09; at Northwestern, 12/13/09; **Blocks:** N/A; **Minutes:** 10 vs. S.C. State, 2/17/10

OVERALL STATISTICS

| SEASON | GP-GS | MIN | TOTAL | | 3-POINTERS | | FT-FTA | PCT. | REBOUNDS | | | PF-FO | A | TO | BLK | ST | PTS-AVG. |
|--------|-------|-----|--------|------|------------|------|--------|------|------------------|-----|---|-------|---|----|-------|----|----------|
| | | | FG-FGA | PCT. | FG-FGA | PCT. | | | OFF-DEF-TOT-AVG. | | | | | | | | |
| 09-10 | 14-0 | 72 | 2-13 | .154 | 1-11 | .091 | 0-3 | .000 | 6-5-11-0.8 | 9-0 | 1 | 11 | 1 | 7 | 5-0.4 | | |

MEAC STATISTICS

| SEASON | GP-GS | MIN | TOTAL | | 3-POINTERS | | FT-FTA | PCT. | REBOUNDS | | | PF-FO | A | TO | BLK | ST | PTS-AVG. |
|--------|-------|-----|--------|------|------------|------|--------|------|------------------|-----|---|-------|---|----|-------|----|----------|
| | | | FG-FGA | PCT. | FG-FGA | PCT. | | | OFF-DEF-TOT-AVG. | | | | | | | | |
| 09-10 | 5-0 | 28 | 0-1 | .000 | 0-0 | .000 | 0-2 | .000 | 4-2-6-1.0 | 4-0 | 1 | 7 | 1 | 1 | 0-0.0 | | |



2 Jared Williams

GUARD

6-2, 180, JUNIOR

DOB: 2/21/90

HIGH SCHOOL: ORANGEBURG-WILKINSON

MAJOR: COMPUTER SCIENCE

His season was marred by injuries last season... Seems to have recovered nicely from the injury-plagued season and looks to play more of a role in 2010-11... Has the potential to be a 3-point assassin for the Aggies off the bench... Brings a strong academic presence to the program... He is the son of a basketball coach and has outstanding fundamentals... Among his goals this season is being one of the top shooters on the team.

2009-10 SEASON: Played in 10 games with two starts last season... An injured turf toe kept him sidelined for most of the season... Averaged 1.2 points, 0.6 rebounds and 8.0 minutes per game... Both of his starts came in the 2010 MEAC Tournament... Played seven minutes in the Aggies 65-55 win over Howard on March 9... Started the next night against Morgan State, and played 15 minutes... Scored three points and grabbed one rebound in the game... Played a career-high 21 minutes at Northwestern on Dec. 13... Scored four points and grabbed three rebounds.

2008-2009 SEASON: Played in seven games without a start... Played 17 minutes during the season and averaged 4.0 points per game... Played a season-high nine minutes against Tennessee Wesleyan on Jan. 6.

ORANGEBURG-WILKERSON HIGH SCHOOL CAREER: Played three varsity seasons under head coach Alex Barron... As a senior, he earned All-Region honors and was named the team's MVP... Averaged 16.0 points and 5.0 assists per game after breaking his wrist... During his junior season, he was named the team's most promising player... He was also named an All-T&D regional player... Williams graduated ninth in his class and was named News 19 Player of the Week during his career


PERSONAL: Full name is Jared Christian Williams... He is the son of John and Millicent Williams... He has two siblings, Jordan and Jaiden... He was born on Feb. 21, 1990, and he is a computer science major... His nicknames include J.R., Jay, J-Red and Big J... His first basketball memory was scoring his first points in a city-league game... Williams' favorite basketball moment was getting his first slam dunk in a high school game... If he could be on a television show it would be SportsCenter because it would be interesting to host the show... If he owned a corporation it would be a company similar to Microsoft and the first hire would be Bill Gates... Wants to work for a company's information technology department... Williams is also a talented barber and he is inspired by the smiles he gets from his family when he does well.

OVERALL STATISTICS

| SEASON | GP-GS | MIN | TOTAL | | 3-POINTERS | | | FT-FTA | PCT. | REBOUNDS | | | PF-FO | A | TO | BLK | ST | PTS-AVG. |
|---------------|-------------|-----------|-------------|-------------|-------------|-------------|------------------|-------------|------------------|------------|----------|----------|----------|----------|----------|---------------|-------|----------|
| | | | FG-FGA | PCT. | FG-FGA | PCT. | OFF-DEF-TOT-AVG. | | | | | | | | | | | |
| 08-09 | 7-0 | 17 | 1-2 | .500 | 0-0 | .000 | 2-3 | .667 | 0-1-1-0.1 | 2-0 | 0 | 0 | 0 | 0 | 0 | 0 | 4-0.6 | |
| 09-10 | 10-2 | 80 | 2-19 | .105 | 2-12 | .167 | 6-8 | .750 | 3-3-6-0.6 | 3-0 | 1 | 1 | 0 | 2 | 2 | 12-1.2 | | |
| Totals | 17-2 | 97 | 3-21 | .143 | 2-12 | .167 | 8-11 | .727 | 3-4-7-0.4 | 5-0 | 1 | 1 | 0 | 2 | 2 | 16-0.9 | | |

MEAC STATISTICS

| SEASON | GP-GS | MIN | TOTAL | | 3-POINTERS | | | FT-FTA | PCT. | REBOUNDS | | | PF-FO | A | TO | BLK | ST | PTS-AVG. |
|---------------|------------|----------|------------|-------------|------------|-------------|------------------|-------------|------------------|------------|----------|----------|----------|----------|----------|--------------|-------|----------|
| | | | FG-FGA | PCT. | FG-FGA | PCT. | OFF-DEF-TOT-AVG. | | | | | | | | | | | |
| 08-09 | 2-0 | 3 | 0-0 | .000 | 0-0 | .000 | 0-0 | .000 | 0-0-0-0.0 | 1-0 | 0 | 0 | 0 | 0 | 0 | 0 | 0-0.0 | |
| 09-10 | 1-0 | 6 | 1-2 | .500 | 1-2 | .500 | 0-0 | .000 | 1-0-1-1.0 | 0-0 | 0 | 0 | 0 | 0 | 0 | 3-3.0 | | |
| Totals | 3-0 | 9 | 1-2 | .500 | 1-2 | .500 | 0-0 | .000 | 1-0-1-0.3 | 1-0 | 0 | 0 | 0 | 0 | 0 | 3-1.0 | | |



3 Jeremy Underwood

GUARD

6-0, 185, FRESHMAN

DOB: 10/23/92


HIGH SCHOOL: CALVIN COOLIDGE

MAJOR: BUSINESS MANAGEMENT (MANAGEMENT INFORMATION SYSTEM)

Could very well be the future at point guard for North Carolina A&T...Has tremendous speed and excellent court vision...Once he adjust to being a Division I point guard, has the potential to be one of the top assists men in the MEAC...Head coach Jerry Eaves calls Underwood a tremendous shooter who has a lot of range...He has potential to make big plays for the Aggies with the ball in his hand.

HIGH SCHOOL CAREER: Played varsity basketball at Calvin Coolidge... Earned the distinction of being the only DCIAA player to receive a Division I scholarship...Was a three-time All-DCIAA performer...Made the Washington, D.C. All-Extra Team all four years of high school...Made All-Metro honorable mention as a senior...Ranked among the top 50 scorers in the Washington, D.C.-Maryland-Virginia areas...Led Coolidge in scoring as a junior with 14.0 points per game...Was the second-leading scorer as a senior with 16.0 points per game...Underwood was a McDonald's All-American Nominee.

PERSONAL: Full name is Jeremy Antonio Underwood...He is the son of Lisa Gilbert and Anthony Underwood...Has one sibling, Anthony, Jr... He was born on Oct. 23, 1992...He majors in business management (management information systems)...His first basketball memory is making the basketball team at Jefferson Junior High School...His favorite basketball memory is hitting the game-winning shot at Jefferson, and watching the crowd rush the floor...Never leaves home without money... Would like to help the homeless one day...If he could own a business, it would be the Metro Transportation System in Washington, D.C...Also considered Cornell, Mount St. Mary's and Vermont during the recruiting process...Chose N.C. A&T because he like the family atmosphere within the program, and he liked head coach Jerry Eaves' style of play...His nickname is "Jerm."



5 Thomas Cooper

GUARD

6-4, 180, FRESHMAN

DOB: 2/24/92


HIGH SCHOOL: TYNER ACADEMY

MAJOR: UNDECLARED

Cooper fits right in with head coach Jerry Eaves' system...He is a big guard who likes to shoot the ball from the outside...Likes to score the basketball, and has no issues with taking big shots...What Eaves likes the most is that he can shoot the three off the dribble...Can hit the runner going both ways, and he is an above average ball handler.

HIGH SCHOOL CAREER: Played varsity basketball at Tyner Academy (Chattanooga, Tenn.) and Mallard Creek in Charlotte, N.C...Played two seasons at Mallard Creek before transferring to Tyner Academy... Missed a season after sustaining a broken leg and ankle...Earned all-conference honors twice...Was also a two-time team MVP...Won the conference scoring title as a senior...Also led his team to the conference championship.

PERSONAL: Full name is Thomas DeVante Cooper...He is the son of Thomas and Kathie Cooper...He has two siblings, Brittany and Jamila...He was born on Feb. 24, 1992...His nicknames include TC, T Coop, Coop and Touche'...His favorite basketball memory is hitting a game-winning shot in Bobcats Arena during an AAU Tournament game... Never leaves home without his music...His proudest moment is recovering from a broken leg and ankle injury his senior season...If he could own his own business, he would train young athletes...Also considered attending Hampton, High Point University, UNC Wilmington, Drake, Chattanooga and Western Carolina...Chose N.C. A&T because it fits his style of play.



10 Marc Hill

GUARD

5-8, 160, JUNIOR

DOB: 4/6/90

HIGH SCHOOL: BISHOP MCNAMARA

MAJOR: GRAPHICS COMMUNICATIONS

Should step into the starting role at point guard this season after backing up Tavarus Alston the previous two years...Possesses tremendous speed even with the ball in his hands...Has always played fearless when going in the paint despite his 5-foot-8 frame...Provides the Aggies with a scorer from the point guard position...Has tremendous hops, and can easily dunk with two hands...Head coach Jerry Eaves calls him a one-man fastbreak...Hill is also an outstanding shooter... Has played in 65 games for his career with an average 4.3 points, 1.3 rebounds and 1.9 assists...He is a career .325 shooter from the field, .270 from the 3-point arc and .750 from the free throw line.

2009-2010 SEASON: Played in 33 games without a start... Scored in double figures four times during the season... Shot .348 from the floor, .281 from 3-point range and .725 from the free throw line... Went 4-for-4 and scored nine points off the bench to help the Aggies defeat Coppin State 67-62 on Jan. 31... Had 10 points, six assists and four rebounds at UTEP on Nov. 25... Had a career-high 18 points and was 6-for-9 from the floor in the Aggies 87-69 win over S.C. State on Feb. 17.

2008-2009 SEASON: Played 32 games without a start... Averaged 3.2 points, 1.6 assists, 1.3 rebounds and 14.8 minutes per game... Shot .293 from the field, .255 from 3-point range and .769 from the free throw line... Had only eight games where he failed to register an assist... Scored his first career point against the U.S. Merchant Marine Academy on Nov. 14 when hit a free throw at the 3:12 mark of the first half... Scored his first career field goal in the same game on a lay up with 1:40 remaining in the game... Had a season-high 11 points, dished out a season-high six assists and played a season-high 26 minutes in a loss to Norfolk State on March 5... His other double-figure scoring game came against Texas-Pan American when he scored 10 points on 4-for-7 shooting... Dished out four assists in 16 minutes in a 73-63 win over Florida A&M on Feb. 7.

BISHOP MCNAMARA HIGH SCHOOL CAREER: Played three varsity seasons at powerhouse program Bishop McNamara... Named to the All-County team as a junior and senior... Was a McDonald's All-American nominee... Named MVP at the Hoop Group High School Shootout... As a junior, he averaged 11.5 points, 5.0 assists and 2.1 rebounds... Averaged 12.1 points and 5.0 assists as a senior... Played in the 35th Capital Classic High School All-Star Game... Finished his career as the all-time assists leader at Bishop McNamara... Ranks second on the single-season assists list... Maintained a 3.0 or higher throughout his high school career, and he made the honor roll every year.

PERSONAL: Full name is Marc Lynn Hill... He is the son of Marcia and Broderick Hill... Has one sibling, B.L... His nicknames include M-Dubb, The Package, The Blender and M.H... He was born on April 6, 1990... Hill majors in graphic communications... His first basketball memory is losing in the championship game in a pee-wee league game when he was 6... His favorite basketball memory is hitting a half-court shot his senior year to beat a conference rival at the buzzer... If he could be on a television it would be Making The Band because he wants to see how the music industry works... Hill never leaves home without his iPod... If he could own his own business it would be a record label, and he would hire Jay-Z... He enjoys songwriting, rapping and audio engineering.

HILL'S CAREER HIGHS


Points: 18 vs. S.C. State, 2/17/10; **Rebounds:** 4 on several occasions; **FG Made:** 6 vs. S.C. State; **FG Attempts:** 11 at New Mexico State, 11/26/09; **3FG Made:** 2 on several occasions; **3FG Attempts:** 8 at New Mexico State, 11/26/09; **FT Made:** 4 vs. U.S. Merchant Marine, 11/14/08; 4 at Howard, 2/13/10; **FT Attempts:** 6 vs. Davis & Elkins, 11/20/09; **Off. Rebounds:** 1 on several occasions; **Def. Rebounds:** 4 on several occasions; **Assists:** 7 vs. Middle Tennessee St., 11/23/09; **Steals:** 3 vs. U.S. Merchant Marine, 11/14/08; **Blocks:** N/A; **Minutes:** 26 at Norfolk State, 3/5/09

OVERALL STATISTICS

| SEASON | GP-GS | MIN | TOTAL | | 3-POINTERS | | FT-FTA | PCT. | REBOUNDS | | | PF-FO | A | TO | BLK | ST | PTS-AVG. |
|---------------|-------------|-------------|---------------|-------------|---------------|-------------|--------------|-------------|--------------------|-------------|------------|-----------|----------|-----------|----------------|----|----------|
| | | | FG-FGA | PCT. | FG-FGA | PCT. | | | OFF-DEF-TOT-AVG. | | | | | | | | |
| 08-09 | 32-0 | 473 | 34-116 | .293 | 14-55 | .255 | 20-26 | .769 | 3-40-43-1.3 | 23-0 | 51 | 38 | 0 | 22 | 102-3.2 | | |
| 09-10 | 33-0 | 597 | 57-164 | .348 | 25-89 | .281 | 37-51 | .725 | 3-37-40-1.2 | 26-0 | 70 | 53 | 0 | 14 | 176-5.3 | | |
| TOTALS | 65-0 | 1070 | 91-280 | .325 | 39-144 | .270 | 57-76 | .750 | 6-77-83-1.3 | 51-0 | 121 | 91 | 0 | 36 | 278-4.3 | | |

MEAC STATISTICS

| SEASON | GP-GS | MIN | TOTAL | | 3-POINTERS | | FT-FTA | PCT. | REBOUNDS | | | PF-FO | A | TO | BLK | ST | PTS-AVG. |
|---------------|-------------|------------|---------------|-------------|--------------|-------------|--------------|-------------|--------------------|-------------|-----------|-----------|----------|-----------|----------------|----|----------|
| | | | FG-FGA | PCT. | FG-FGA | PCT. | | | OFF-DEF-TOT-AVG. | | | | | | | | |
| 08-09 | 16-0 | 238 | 19-64 | .297 | 8-34 | .235 | 12-16 | .750 | 0-15-15-0.9 | 11-0 | 27 | 23 | 0 | 10 | 58-3.6 | | |
| 09-10 | 18-0 | 302 | 37-82 | .451 | 13-40 | .325 | 24-29 | .827 | 0-17-17-0.9 | 12-0 | 27 | 26 | 0 | 9 | 111-6.1 | | |
| TOTALS | 34-0 | 540 | 56-146 | .383 | 21-74 | .283 | 36-45 | .800 | 0-32-32-0.9 | 23-0 | 54 | 49 | 0 | 19 | 169-4.9 | | |



11 Ray Lester

FORWARD

6-7, 230, FRESHMAN

DOB:11/9/91


HIGH SCHOOL: CRETE-MONEE

MAJOR: INFORMATION TECHNOLOGY

Lester adds an important need to the Aggies lineup for the 2010-11 season – physicality...He loves to bang in the paint, but as an added bonus, he can also face the basket...Has approximately 10-15 foot jump shot range...He has a huge body, which should help the Aggies compete against some of the more physical teams in the conference such as Morgan State, Bethune-Cookman and Hampton.

HIGH SCHOOL CAREER: Played at Crete-Monee where he was an All-Area performer in the Chicago area...Earned honorable mention all-conference honors as a junior and all-conference honors as a senior... Was named ESPN Chicago Player of the Week as well as Pepsi Cola Player of the Week during his high school career...Named to the Big Dipper All-Tournament Team two consecutive years...Named Andrew High School Thanksgiving Tournament MVP one season, and then named Oak Forrest Thanksgiving All-Tournament Team in another... Made the honor roll all four years.

PERSONAL: Full name is Raymond Ryan Lester...He is the son of Colleen Ryan and Raymond Lester...He has three siblings, Alex, Meckah and Malik...He was born on Nov. 9, 1991...Lester majors in information technology...His first basketball memory is playing basketball at Dyett Park at age 7...His favorite basketball memory is scoring 37 points in the semifinals of the Big Dipper Tournament as a senior in high school...He would improve his community by opening more YMCA's that stay open late so children have somewhere to play and stay off the streets...Also considered Tennessee Tech, Tennessee Martin, Western Illinois and the University of Illinois at Chicago during the recruiting process...Chose N.C. A&T because it gave him a chance to play as a freshman.



12 Nic Simpson

GUARD

6-3, 205, JUNIOR

DOB: 6/7/90

HIGH SCHOOL: HIGHLANDS

MAJOR: FITNESS MANAGEMENT

Has the potential to be one of the top scorers in the conference...Can shoot the 3-point shot, but also has the ability to put the ball on the floor and get to the basket...Hopes last season's strong finish will propel him to All-MEAC honors in 2010-11...His ability to get in the paint and draw fouls is key for North Carolina A&T because he is an excellent free throw shooter.

2009-2010 SEASON: Played in 33 games with 20 starts...Started the Aggies first 20 games of the season before he started coming off of the bench...Averaged 9.5 points, 2.2 rebounds and 1.2 assists...Shot .370 from the floor, .343 from 3-point range and .813 from the free throw line...Ranked 23rd in the conference in scoring...Reached double figures 16 times and led the Aggies in scoring three times...Made the MEAC All-Tournament Team at season's end...Scored 38 points on 13-for-14 shooting from the free throw line during the tournament...Opened the 2009-10 season with a 21-point performance against Brevard College as he hit five 3-pointers in the game...Scored a career-best 22 points on 7-for-15 shooting in a loss at Ohio University on Nov. 17...Scored 17 points on 4-for-4 shooting from 3-point range in the Aggies 93-84 overtime win over Norfolk State on Dec. 5...Connected on five 3-pointers and scored 15 points as the Aggies lost to Howard 82-77 at home on Jan. 16.

2008-2009 SEASON: Played in 22 games with one start...Made his first career start at UNLV on Nov. 22 in place of an injured Robert Johnson...Averaged 1.5 points and 0.8 rebounds per game...Scored his first career point on Nov. 14 on a free throw against the U.S. Merchant Marine

Academy...Made his first career field goal at the University of California when he hit a 3-pointer at the 3:33 mark of the second half on Nov. 24...Had his first career double-figure scoring game by scoring 10 points on 5-for-9 shooting in an 84-47 win over Tennessee Wesleyan on Jan. 5

PERSONAL: Full name is Nicolas James Simpson...He is the son of Amy Simpson...He was born on June 7, 1990...Simpson majors in fitness management...His first basketball memory is playing at the Boys & Girls Club of America...If he could be on a television show it would be Lost because he would get found...Says he never leaves home without Clorox wipes...If he could own a business it would be a basketball franchise and he would hire Phil Jackson...He is inspired by his mother and God...Simpson also enjoys reading, writing and composing music.

SIMPSON'S CAREER HIGHS


Points: 22 at Ohio, 11/17/09; **Rebounds:** 6 vs. Davis & Elkins, 11/20/09; **FG Made:** 7 at Ohio, 11/17/09; **FG Attempts:** 15 at Ohio, 11/17/09; **3FG Made:** 5 vs. Brevard, 11/13/09; 5 vs. Howard, 1/16/10; **3FG Attempts:** 11 at Ohio, 11/17/09; **FT Made:** 4 on several occasions; **FT Attempts:** 6 vs. Norfolk State, 12/6/08; **Off. Rebounds:** 2 at UNLV, 11/22/08; 2 vs. Davis & Elkins, 11/20/09; **Def. Rebounds:** 4 vs. Davis & Elkins, 11/20/09; **Assists:** 3 on several occasions; **Steals:** 2 on several occasions; **Blocks:** 1 at UNLV, 11/22/08; 1 at Ohio, 11/17/09; **Minutes:** 33 at Norfolk State, 12/5/09

OVERALL STATISTICS

| SEASON | GP-GS | MIN | TOTAL | | 3-POINTERS | | FT-FTA | PCT. | OFF-DEF-TOT-AVG. | PF-FO | A | TO | BLK | ST | PTS-AVG. |
|---------------|--------------|------------|----------------|-------------|---------------|-------------|---------------|-------------|---------------------|-------------|-----------|-----------|----------|-----------|----------------|
| | | | FG-FGA | PCT. | FG-FGA | PCT. | | | | | | | | | |
| 08-09 | 22-1 | 149 | 9-44 | .205 | 2-20 | .100 | 14-24 | .583 | 8-9-17-0.8 | 14-0 | 10 | 19 | 1 | 4 | 34-1.5 |
| 09-10 | 33-20 | 782 | 94-254 | .370 | 61-178 | .343 | 65-80 | .813 | 16-57-73-2.2 | 58-0 | 40 | 52 | 3 | 29 | 314-9.5 |
| TOTALS | 55-21 | 931 | 109-298 | .365 | 63-198 | .318 | 79-104 | .759 | 24-66-90-1.6 | 72-0 | 50 | 71 | 4 | 33 | 348-6.3 |

MEAC STATISTICS

| SEASON | GP-GS | MIN | TOTAL | | 3-POINTERS | | FT-FTA | PCT. | OFF-DEF-TOT-AVG. | PF-FO | A | TO | BLK | ST | PTS-AVG. |
|---------------|-------------|------------|---------------|-------------|--------------|-------------|--------------|-------------|---------------------|-------------|-----------|-----------|----------|-----------|----------------|
| | | | FG-FGA | PCT. | FG-FGA | PCT. | | | | | | | | | |
| 08-09 | 9-0 | 43 | 3-13 | .231 | 1-6 | .167 | 4-10 | .400 | 2-5-7-0.8 | 2-0 | 2 | 4 | 0 | 1 | 11-1.2 |
| 09-10 | 18-6 | 390 | 45-115 | .391 | 32-82 | .390 | 45-55 | .818 | 11-25-36-2.0 | 29-0 | 18 | 27 | 2 | 15 | 167-9.2 |
| TOTALS | 27-6 | 433 | 48-128 | .375 | 33-88 | .375 | 49-65 | .753 | 13-30-43-1.6 | 31-0 | 20 | 31 | 2 | 16 | 178-6.5 |



15 Brock Moorman

FORWARD

6-6, 212, JUNIOR

DOB: 4/24/90

HIGH SCHOOL: OWENSBORO

MAJOR: CRIMINAL JUSTICE

Looks to come into this season and make an impact...He can provide the Aggies an extra physical presence in the post...Has worked on his offensive skills during the off-season...He can step out and hit the short jumper although his biggest asset is his ability to crash the offensive boards.

2008-2009: Played in 17 games without a start...Moorman was 6-for-10 from the floor during his limited action...Scored his first career field goal against Talladega College on Nov. 19.

OWENSBORO HIGH SCHOOL CAREER: Played three varsity seasons at Owensboro...Played one season under Jimmy Voight and two seasons under Wayne Breeden...As a senior, averaged 12.0 points, 8.0 rebounds and 2.0 blocks per game...Was named first-team All-9th District and third-team All-Region...Was also named honorable mention All-State and made the *Lexington Herald* and *Louisville Courier Journal* all-area teams...As a junior, averaged 11.0 points and 7.0 rebounds per game...Was named third-team All-Region and All-9th district honorable mention...As a sophomore, he averaged 8.0 points per game...Moorman also played in the Kentucky-Ohio and Kentucky-Indiana All-Star Games.

PERSONAL: Full name is Broxston Nicolas Moorman...He is the son of Miyosha Moorman and Norris Rodgers...He has two siblings, Donovan and Norris...He was born on April 24, 1990, and majors in criminal justice...His favorite basketball moment was dunking on an opponent to the point where the crowd went wild...Chose the No. 15 because of Carmelo Anthony...If he could be on a television it would 106 & Park because he loves music...The desire to accomplish his goals inspires him every day...He enjoys freestyle rapping and drawing...Enjoys the family and brotherhood atmosphere being on a team provides.

MOORMAN'S CAREER HIGHS


Points: 3 vs. Norfolk State, 12/6/08; **FG Made:** 1 on several occasions; **FG Attempts:** 3 vs. Norfolk State, 12/6/08; **3FG Made:** N/A; **3FG Attempts:** N/A; **FT Made:** 1 vs. Norfolk State, 12/6/08; **FT Attempts:** 2 vs. Norfolk State, 12/6/08; **Rebounds:** 3 at S.C. State, 1/26/09; **Off. Rebounds:** 3 at S.C. State, 1/26/09; **Def. Rebounds:** 1 on several occasions; **Assists:** N/A; **Steals:** N/A; **Blocks:** N/A

OVERALL STATISTICS

| SEASON | GP-GS | MIN | TOTAL | | 3-POINTERS | | | REBOUNDS | | | PF-FO | A | TO | BLK | ST | PTS-AVG. |
|---------------|-------------|-----------|-------------|-------------|------------|--------------|------------|-------------|-------------------|------------|----------|----------|----------|----------|----------|---------------|
| | | | FG-FGA | PCT. | FG-FGA | PCT. | FT-FTA | PCT. | OFF-DEF-TOT-AVG. | | | | | | | |
| 08-09 | 17-0 | 84 | 6-10 | .600 | 1-1 | 1.000 | 1-2 | .500 | 6-4-10-0.6 | 3-0 | 0 | 4 | 0 | 0 | 0 | 14-0.8 |
| Totals | 17-0 | 84 | 6-10 | .600 | 1-1 | 1.000 | 1-2 | .500 | 6-4-10-0.6 | 3-0 | 0 | 4 | 0 | 0 | 0 | 14-0.8 |

MEAC STATISTICS

| SEASON | GP-GS | MIN | TOTAL | | 3-POINTERS | | | REBOUNDS | | | PF-FO | A | TO | BLK | ST | PTS-AVG. |
|---------------|------------|-----------|------------|-------------|------------|-------------|------------|-------------|------------------|------------|----------|----------|----------|----------|----------|--------------|
| | | | FG-FGA | PCT. | FG-FGA | PCT. | FT-FTA | PCT. | OFF-DEF-TOT-AVG. | | | | | | | |
| 08-09 | 7-0 | 39 | 2-5 | .400 | 0-0 | .000 | 1-2 | .500 | 5-1-6-0.9 | 0-0 | 0 | 2 | 0 | 0 | 0 | 5-0.7 |
| Totals | 7-0 | 39 | 2-5 | .400 | 0-0 | .000 | 1-2 | .500 | 5-1-6-0.9 | 0-0 | 0 | 2 | 0 | 0 | 0 | 5-0.7 |



21
R.J.
Buck

GUARD

6-3, 192, SOPHOMORE

DOB: 11/4/91

HIGH SCHOOL: ST. MARY'S RYKEN

MAJOR: CRIMINAL JUSTICE

Buck is a versatile guard who could see action at point guard this season...He is tremendously athletic with the ability to awe crowds with his dunking ability...Another asset that Buck possesses is his tremendous wingspan...Along with his leaping ability, his wingspan makes him an excellent defensive player...Played sparingly as a freshman, but his playing time should increase this season.

2009-10 SEASON: Played in 12 games without a start...Averaged 0.8 points, 0.8 rebounds and 5.0 minutes per game...Played a season-high 11 minutes against Howard on Jan. 16...Scored his first collegiate points on Nov. 13 when he scored on a layup with 13:48 remaining in the game against Brevard.

HIGH SCHOOL CAREER: Averaged 11.0 points, 8.0 rebounds and 4.0 steals per game at St. Mary's Ryken...Named WCAC honorable mention...As a junior, the 6-foot-3 guard led his team in rebounds

PERSONAL: Full name is Roger Buck, Jr...He is the son of Helen and Roger Buck, Sr...He has three siblings, Jermaine, Lamar and Reyonna...Buck majors in criminal justice and was born on Nov. 4,

1991...His nicknames include, R.J., "Q" and Buck...His first basketball memory is his first dunk at age 13...His favorite basketball memory is winning an AAU Championship with the D.C. Blue Devils...If he could be on a television show it would be the Fresh Prince of Bel Air...He never leaves home without basketball shorts under his jeans...He plans to be a basketball coach in the next 10 years.

R.J. BUCK'S CAREER HIGHS


Points: 2 on several occasions; **Rebounds:** 2 at Tennessee, 12/23/09; **FG Made:** 1 on several occasions **FG Attempts:** 1 on several occasions; **3FG Made:** N/A; **3FG Attempts:** N/A; **FT Made:** 2 vs. Morgan State, 3/10/10; **FT Attempts:** 4 vs. Morgan State, 3/10/10; **Off. Rebounds:** 2 at Tennessee, 12/23/09; **Def. Rebounds:** N/A; **Assists:** 2 vs. Morgan State, 3/10/10; **Steals:** 1 vs. Carson-Newman, 1/5/10; **Blocks:** N/A; **Minutes:** 11 vs. Howard, 1/16/10

OVERALL STATISTICS

| SEASON | GP-GS | MIN | TOTAL | | 3-POINTERS | | FT-FTA | PCT. | REBOUNDS | | | PF-FO | A | TO | BLK | ST | PTS-AVG. |
|--------|-------|-----|--------|------|------------|------|--------|------|------------------|-----|---|-------|---|----|--------|----|----------|
| | | | FG-FGA | PCT. | FG-FGA | PCT. | | | OFF-DEF-TOT-AVG. | | | | | | | | |
| 09-10 | 12-0 | 60 | 4-6 | .667 | 0-1 | .000 | 2-7 | .286 | 5-4-9-0.8 | 5-0 | 5 | 3 | 1 | 2 | 10-0.8 | | |

MEAC STATISTICS

| SEASON | GP-GS | MIN | TOTAL | | 3-POINTERS | | FT-FTA | PCT. | REBOUNDS | | | PF-FO | A | TO | BLK | ST | PTS-AVG. |
|--------|-------|-----|--------|------|------------|------|--------|------|------------------|-----|---|-------|---|----|-------|----|----------|
| | | | FG-FGA | PCT. | FG-FGA | PCT. | | | OFF-DEF-TOT-AVG. | | | | | | | | |
| 09-10 | 5-0 | 35 | 2-4 | .500 | 0-1 | .000 | 0-3 | .000 | 0-3-3-0.6 | 4-0 | 3 | 2 | 1 | 1 | 4-0.8 | | |



23 Thomas Coleman

FORWARD/CENTER

6-9, 240, SENIOR

DOB: 3/20/89

HIGH SCHOOL: JEFFERSONTOWN

MAJOR: PSYCHOLOGY

Has established himself as the best shot blocker in the MEAC... Those accolades earned him preseason second-team All-MEAC honors... Broke the school record for blocked shots on Dec. 13, 2009 at Northwestern when he blocked John Shurna... Coleman bulked up during the off-season, and looks to add more physicality to his play... Coleman has led the MEAC in blocked shots the past two seasons... Coleman can play with his back to the basket, and over the years he has developed the ability to face the basket... Head coach Jerry Eaves calls Coleman's play in 2010-11 key to whether the Aggies can be successful... Coleman is excellent at running the floor, rebounding and controlling the paint defensively... Needs just 242 points to reach the 1,000-point plateau... If he reaches the milestone, he will be the 26th player in school history to do so... Over his career, he has grabbed 634 rebounds, which is eighth all-time in school history... He is No. 1 on the blocked shots list with 213... Coleman is also a .593 shooter from the field... If his shooting percentage remains above .580, he will become the best field goal shooter in school history... Over his career, he has also recorded 13 double-doubles... Has led the Aggies in rebounding 44 times, in blocked shots 72 times and in scoring 11 times over his career... Had an excellent freshman campaign in which he earned a spot on the MEAC's All-Rookie team... Coleman signed with N.C. A&T on May 8, 2007... He comes from the same hometown as Eaves - Louisville, Ky.

2009-2010 SEASON: Played in 32 games with 26 starts... Averaged 9.3 points, 8.6 rebounds, 2.2 blocks and 27.1 minutes per game... Shot .543 from the field and .534 from the free throw line... Ranked 31st in the nation in blocked shots, and was No. 1 in the MEAC... Ranked third in the MEAC in rebounding and field goal percentage... Posted a career-best 10 double-doubles on the season... Scored in double figures 17 times, and led the Aggies in scoring four times... Led the Aggies in rebounding 19 times... Led the Aggies in blocked shots 24 times... Scored 16 points,

grabbed 10 rebounds and blocked three shots at Northwestern on Dec. 13... His third blocked shot made him the Aggies all-time leading shot blocker as he broke Jimmy Humphries' record... Posted 11 points, a career-high 14 rebounds and five blocked shots in a win over Brevard College on Nov. 13... Had 19 points, 11 rebounds and three blocks on 8-for-10 shooting at Florida A&M on Jan. 9... Scored 16 points and secured 10 rebounds on 7-for-11 shooting against Hampton on Jan. 18... Scored 12 points and grabbed 13 rebounds, including a career-high eight offensive rebounds at Coppin State on Feb. 27... Grabbed 14 rebounds and had nine points in an MEAC Tournament win over Howard on March 9.

2008-2009: Played in 32 games with 30 starts... Averaged 7.7 points, 6.3 rebounds, 2.7 blocks and 26.4 minutes per game... Shot .606 from the field and .552 from the free throw line... Led the conference in blocked shots and was 14th in the nation in the same category... Shared the league lead in field goal shooting... Ranked eighth in the conference in rebounding, eighth in defensive rebounding (4.0) and 10th in offensive rebounding (2.3) ... Led the Aggies in blocked shots 25 times, in rebounding 15 times, in assists six times and in scoring four times... Scored a career-high 17 points and had nine rebounds on 7-for-8 shooting in a 73-63 win over Florida A&M... Had eight points, 10 rebounds and a season-high eight blocks in a 67-60 win over Texas-Pan American on Nov. 28... Scored 14 points, had eight rebounds and was 4-for-4 from the free throw line in 33 minutes in a close loss at St. Louis on Jan. 2... Played a career-high 36 minutes, shot 6-for-10 from the field, scored 12 points and had eight rebounds in a 74-73 overtime win at Delaware State on Feb. 16... Was a perfect 6-for-6 from the floor and scored 13 points in a 92-83 win over S.C. State on Feb. 23... Registered his second career double-double with 11 points and matched a career-high 11 rebounds in a loss to Hampton on March 2.



2007-2008: Played in 31 games with two starts...Averaged 6.9 points, 5.1 rebounds and 1.84 blocks per game...Ranked second in the MEAC and 57th in the nation in blocked shots...Scored in double figures nine times and registered one double-double on the season...Named to the MEAC All-Rookie team...Shot .664 from the floor and .533 from the free throw line...Did not make enough field goals per game to rank in the conference or the nation in field goal percentage...Ranked 19th in the MEAC in rebounding and 15th in the conference in defensive rebounding (3.39)...Made an impact for the Aggies early by scoring a career-high 15 points, grabbing eight rebounds and blocking three shots in a win over Houston Baptist on Nov. 11...In his first career conference game, he scored 12 points, grabbed nine rebounds and blocked two shots against Norfolk State on Dec. 1...Had a superb game against Coppin State on Jan. 14...He blocked a single-game school-record nine shots and grabbed a season-high 11 rebounds in just 21 minutes of action in the Aggies win...Recorded his first career double-double with 10 points and 10 rebounds against Hampton on Feb. 4...Recorded 10 points on 4-for-4 shooting against Delaware State in the quarterfinals of the MEAC Tournament.

HIGH SCHOOL CAREER: Played four years of varsity basketball at Jeffersontown High School under Jeff Marrow...Was a two-time All-State performer in Kentucky as a junior and senior...Was also a three-time all-conference performer...Led Jeffersontown to its best record in school history with a 32-3 record as a senior...Also led Jeffersontown to a state championship in 2006...In the championship game, he was named game MVP...Averaged 13.2 points and 10.6 rebounds as a senior. He was a second-team All-State selection by The Courier-Journal...Was selected to play in the Anthem Kentucky/Indiana All-Star Game.

PERSONAL: Full name is Thomas Marcellous Coleman...He is the son of Jackie Armstrong and Thomas White...Has five siblings, Teshawn, Thomisha, Jauantez, Jaquan and Jacob...His nickname is T.J...Coleman's major is psychology and he was born on March 20, 1989...His first basketball memory is playing basketball in the backyard with his cousin Jeremy...His favorite basketball memory is winning a state championship...If he could be on a television show it would be the game show Deal or No Deal because he is all about the money...He does not leave the home without Jordans on his feet...If he could own a business it would be a Jordan store.

COLEMAN'S CAREER HIGHS

Points: 19 at Florida A&M, 1/9/10; **Rebounds:** 14 vs. Brevard, 11/13/09; 14 at Morgan St., 3/1/10; **FG Made:** 8 at Florida A&M, 1/9/10; **FG Attempts:** 11 vs. Davis & Elkins, 11/20/09; 11 vs. Hampton, 1/18/1; **3FG Made:** N/A; **3FG Attempts:** 1 at Tennessee, 12/23/09; **FT Made:** 6 at Norfolk State, 12/1/07; 6 at Tennessee, 12/23/09; **FT Attempts:** 9 on several occasions; **Off. Rebounds:** 7 at Hampton, 2/15/10; **Def. Rebounds:** 10 vs. Texas-Pan American, 11/28/08; 10 vs. Brevard, 11/13/09; **Assists:** 3 on several occasions; **Steals:** 3 vs. Howard, 2/2/08; **Blocks:** 9 vs. Coppin State, 1/14/08*; **Minutes:** 36 at Delaware State, 2/16/09


*--School record

OVERALL STATISTICS

| SEASON | GP-GS | MIN | TOTAL | | 3-POINTERS | | | FT-FTA | PCT. | REBOUNDS | | | PF-FO | A | TO | BLK | ST | PTS-AVG. |
|---------------|--------------|-------------|----------------|-------------|------------|-------------|------------------|-------------|------------------------|--------------|------------|------------|------------|-----------|----------------|-----|----|----------|
| | | | FG-FGA | PCT. | FG-FGA | PCT. | OFF-DEF-TOT-AVG. | | | | | | | | | | | |
| 07-08 | 31-2 | 650 | 79-119 | .664 | 0-0 | .000 | 57-107 | .533 | 54-105-159-5.1 | 68-1 | 20 | 39 | 57 | 17 | 215-6.3 | | | |
| 08-09 | 32-30 | 844 | 97-160 | .606 | 0-1 | .000 | 53-96 | .552 | 73-128-201-6.3 | 89-5 | 42 | 77 | 85 | 21 | 247-7.7 | | | |
| 09-10 | 32-26 | 868 | 113-205 | .543 | 0-2 | .000 | 70-131 | .534 | 99-175-274-8.6 | 80-1 | 43 | 54 | 71 | 25 | 296-9.3 | | | |
| TOTALS | 95-58 | 2362 | 289-487 | .593 | 0-3 | .000 | 180-334 | .538 | 226-411-634-6.7 | 237-7 | 105 | 170 | 213 | 63 | 758-7.9 | | | |

MEAC STATISTICS

| SEASON | GP-GS | MIN | TOTAL | | 3-POINTERS | | | FT-FTA | PCT. | REBOUNDS | | | PF-FO | A | TO | BLK | ST | PTS-AVG. |
|---------------|--------------|-------------|----------------|-------------|------------|-------------|------------------|-------------|------------------------|--------------|-----------|-----------|------------|-----------|----------------|-----|----|----------|
| | | | FG-FGA | PCT. | FG-FGA | PCT. | OFF-DEF-TOT-AVG. | | | | | | | | | | | |
| 07-08 | 16-1 | 362 | 42-64 | .656 | 0-0 | .000 | 33-63 | .524 | 22-58-80-5.0 | 35-0 | 13 | 22 | 34 | 10 | 117-7.3 | | | |
| 08-09 | 16-14 | 422 | 46-80 | .575 | 0-0 | .000 | 27-56 | .482 | 39-62-101-6.3 | 52-5 | 18 | 36 | 41 | 10 | 119-7.4 | | | |
| 09-10 | 18-13 | 494 | 65-125 | .520 | 0-1 | .000 | 33-71 | .464 | 66-98-164-9.1 | 43-0 | 25 | 33 | 40 | 15 | 174-9.6 | | | |
| TOTALS | 50-28 | 1278 | 153-269 | .568 | 0-1 | .000 | 93-190 | .489 | 127-218-345-6.9 | 130-5 | 56 | 91 | 115 | 35 | 410-1.7 | | | |



31 Austin Witter

FORWARD/GUARD

6-8, 195, SOPHOMORE

DOB: 5/23/91

HIGH SCHOOL: WEST-WINDSOR SOUTH

MAJOR: TECHNOLOGY/GRAPHIC DESIGN

Had a freshman season where he worked his way into the starting lineup, and provided the Aggies with some versatility... This season, the Aggies are looking for him to be more aggressive on the offensive end, while providing them with someone who is a nightmare for shooting guards and small forwards to score on... Has improved his outside game, but he is also more confident about putting the ball on the floor and taking it to the basket... Can play at the shooting guard, small forward and power forward positions... Gets off the floor quickly, which helps him get put back dunks.

2009-10 SEASON: Played in 33 games with 15 starts... Averaged 2.5 points, 2.0 rebounds and 0.7 assists... Shot .313 from the field, .307 from 3-point range and .500 from the free throw line... Made his first career start on Jan. 23 against S.C. State... Played 30 minutes and dished out seven assists in the Aggies 67-58 win... Started every game (14) of the season after that point... Reached double figures for the first time his career on Nov. 23 when he scored 11 points in 11 minutes in the Aggies 65-56 win over Middle Tennessee State.

HIGH SCHOOL CAREER: Played four seasons at West-Windsor South... Named the Colonial Valley Conference Player of the Year by the The Trentonian... Led West-Windsor to a school-record 24 wins (24-4) and the Sectional State Championship... Averaged 14.9 points, 11.6 rebounds, 6.6 blocks and 3.8 assists per game while shooting 47 percent from the field... Recorded nine triple-doubles as prep standout.

PERSONAL: Full name is Austin Hadyn Witter... He is the son of Hope Witter-Grant and Haydn Witter... His stepfather's name is Greg Grant... Witter majors in technology/graphic design and was born on May 23, 1991... His first basketball memory is winning the league championship in the second grade... His family and friends who support him inspires him because he doesn't want to let them down... Has excellent technology skills, he loves to fix things and play video games... His nicknames include Big Witt and Wit.

WITTER'S CAREER HIGHS


Points: 11 vs. Middle Tennessee State, 11/23/09; **Rebounds:** 2 at Marshall, 11/15/09; **FG Made:** 4 vs. Middle Tennessee State, 11/23/09; **FG Attempts:** 8 at S.C. State, 1/23/10; **3FG Made:** 3 vs. Middle Tennessee State, 11/23/09; **3FG Attempts:** 6 at S.C. State, 1/23/10; **FT Made:** 1 at Northwestern, 12/13/09; **FT Attempts:** 2 at Northwestern, 12/13/09; **Off. Rebounds:** 2 at B-CU, 1/11/10; **Def. Rebounds:** 2 on several occasions; **Assists:** 7 at S.C. State, 1/23/10; **Steals:** 2 on several occasions; **Blocks:** 4 vs. Brevard, 11/13/09; **Minutes:** 24 at FAMU, 1/9/10

OVERALL STATISTICS

| SEASON | GP-GS | MIN | TOTAL | | 3-POINTERS | | FT-FTA | PCT. | REBOUNDS | | PF-FO | A | TO | BLK | ST | PTS-AVG. |
|--------|-------|-----|--------|------|------------|------|--------|------|------------------|------|-------|----|----|-----|--------|----------|
| | | | FG-FGA | PCT. | FG-FGA | PCT. | | | OFF-DEF-TOT-AVG. | | | | | | | |
| 09-10 | 33-15 | 517 | 30-96 | .313 | 23-75 | .307 | 1-2 | .500 | 12-54-66-2.0 | 53-1 | 22 | 30 | 12 | 13 | 84-2.5 | |

MEAC STATISTICS

| SEASON | GP-GS | MIN | TOTAL | | 3-POINTERS | | FT-FTA | PCT. | REBOUNDS | | PF-FO | A | TO | BLK | ST | PTS-AVG. |
|--------|-------|-----|--------|------|------------|------|--------|------|------------------|------|-------|----|----|-----|--------|----------|
| | | | FG-FGA | PCT. | FG-FGA | PCT. | | | OFF-DEF-TOT-AVG. | | | | | | | |
| 09-10 | 18-12 | 318 | 19-63 | .290 | 15-48 | .312 | 0-0 | .000 | 10-35-45-2.6 | 28-0 | 12 | 13 | 5 | 6 | 53-3.0 | |



33 DaMetrius Upchurch

FORWARD

6-7, 210, SOPHOMORE

DOB: 6/18/91

HIGH SCHOOL: GARNER

MAJOR: FINANCE/BUSINESS MANAGEMENT

Has the potential to be a force for the Aggies underneath...He is a good rebounder, can score around the basket and will shoot a high percentage...Along with Thomas Coleman, they should form a menacing shot-blocking duo...Can shoot the 10-15 footer, and should score a lot of his points off of his own offensive rebounds...A line up of Upchurch, Coleman and Witter will make the Aggies very long and athletic.

2009-2010 SEASON: Played in 27 games with 10 starts...Averaged 2.6 points, 2.7 rebounds and 0.3 blocks per game...Shot .510 from the floor and .563 from the free throw line...Made his first career start on Nov. 20 against Davis & Elkins...Scored three points and grabbed six rebounds in 14 minutes of action as the Aggies defeated Davis & Elkins 67-53...Played a season-high 22 minutes, scored 11 points, went 5-of-5 from the free throw line and grabbed eight rebounds in a 92-83 loss to Ohio on Nov. 17...Scored seven points on 3-for-3 shooting at Tulane on Dec. 30.

HIGH SCHOOL CAREER: Averaged 19.1 points, 8.9 rebounds and 4.2 blocks per game as a senior at Garner High School...Named Greater Neuse River 4A Conference Player of the Year...He is a two-time All-Greater Neuse River Class 4A all-conference performer...Also earned second-team All-Triangle honors...Named to the prestigious North Carolina East/West All-Star Game...Led the Trojans to an 18-10 overall record, a 13-1 conference record and a second round game in the N.C. High School Athletic Association 4A state playoffs.

PERSONAL: Full name is DaMetrius Jerome Upchurch...He is the son of Lynda Clifton and Melvin Upchurch...Has one sibling, DaMarcus...He was born on June 18, 1991...Majors in finance/business management...His nickname is Meat...His first basketball memory is his first-ever dunk at age 5 on his Fisher Price basketball goal...Upchurch's favorite basketball moment was being named conference player of the year...Wears No. 33 because his best friend/brother wore the number...If he could be on a television show it would be the game show Deal or No Deal because he would love a chance at winning a lot of money...If he could own his own business it would be either a bank or a sports agency...Also considered Middle Tennessee State, North Florida and Elon...Chose N.C. A&T because of the school's style of play, fan support and Aggie Pride...His best experience at N.C. A&T was walking into Corbett Sports Center for the first time.

UPCHURCH'S CAREER HIGHS


Points: 11 at Ohio, 11/17/09; **Rebounds:** 8 at Ohio, 11/17/09; **FG Made:** 3 at Ohio, 11/17/09; 3 at Tulane, 12/30/09; **FG Attempts:** 4 at Ohio, 11/17/09; **3FG Made:** N/A; **3FG Attempts:** 1 at Marshall, 11/15/09; **FT Made:** 5 at Marshall, 11/15/09; 5 at Ohio, 11/17/09; **FT Attempts:** 6 at Ohio, 11/17/09; **Off. Rebounds:** 3 on several occasions; **Def. Rebounds:** 5 at Ohio, 11/17/09; **Assists:** 2 vs. Davis & Elkins, 11/20/09; **Steals:** 1 at Ohio, 11/17/09; **Blocks:** 2 at Ohio, 11/17/09; **Minutes:** 22 at Ohio, 11/17/09

OVERALL STATISTICS

| SEASON | GP-GS | MIN | TOTAL | | 3-POINTERS | | FT-FTA | PCT. | REBOUNDS | | | PF-FO | A | TO | BLK | ST | PTS-AVG. |
|--------|-------|-----|--------|------|------------|------|--------|------|------------------|------|---|-------|---|----|-----|--------|----------|
| | | | FG-FGA | PCT. | FG-FGA | PCT. | | | OFF-DEF-TOT-AVG. | | | | | | | | |
| 09-10 | 27-10 | 268 | 25-49 | .510 | 1-4 | .250 | 18-32 | .563 | 31-43-74-2.7 | 32-0 | 7 | 24 | 7 | 5 | | 69-2.6 | |

MEAC STATISTICS

| SEASON | GP-GS | MIN | TOTAL | | 3-POINTERS | | FT-FTA | PCT. | REBOUNDS | | | PF-FO | A | TO | BLK | ST | PTS-AVG. |
|--------|-------|-----|--------|------|------------|------|--------|------|------------------|------|---|-------|---|----|-----|--------|----------|
| | | | FG-FGA | PCT. | FG-FGA | PCT. | | | OFF-DEF-TOT-AVG. | | | | | | | | |
| 09-10 | 13-1 | 103 | 10-22 | .454 | 0-2 | .000 | 3-6 | .500 | 9-10-19-1.4 | 10-0 | 4 | 7 | 7 | 1 | | 21-1.6 | |



34 Cristian Henry

CENTER

6-8, 210, SOPHOMORE

DOB: 12/10/91


HIGH SCHOOL: N/A

MAJOR: PRE-LAW

Henry provides the Aggies with some muscle underneath...He is a strong rebounder, he is comfortable with his back to the basket and he is not afraid to get physical in the post...He also brings the Aggies a strong academic presence.

HIGH SCHOOL CAREER: Earned a National Achievement Scholarship.

PERSONAL: Full name is Cristian Jerome Henry...He is the son of Cindi and Karl Dixon...Has two siblings, Tatianna and Karl Dixon, Jr...Henry is a pre-law major who was born on Dec. 10, 1991...His first basketball memory was playing on his club team in California where his mother was the coach...His favorite basketball memory was playing nationals with his junior college teammates and coaches...Never leaves home without his meditation beads...If he could own a business it would be a car wash/restaurant, and he would hire an amazing chef to run the kitchen...He loves to cook and sing.



43 John Johnson

CENTER

6-7, 240, REDSHIRT RESHMAN

DOB: 6/13/90


HIGH SCHOOL: WESLEYAN


MAJOR: SPORTS SCIENCE/FITNESS MANAGEMENT

Johnson comes to North Carolina A&T with tremendous potential...His older brother Robert Johnson recently ended his career at N.C. A&T as a two-year starter...Johnson possesses a lot of the same attributes as his brother, including his jump shot form...Johnson should provide the Aggies with additional muscle underneath and as he develops on the Division I level, he could be a solid contributor as his career matures.

HIGH SCHOOL CAREER: Won two state championships at nearby Dudley High School...Finished his high school career at Wesleyan.

PERSONAL: Full name is Jonathan Scott Johnson...He is the son of Robert and Teresa Johnson...Has two siblings, Chris and Robert...Majors in sports science and fitness management, and he was born on June 13, 1990...His first basketball memory was playing basketball at the old Central YMCA in Greensboro...His favorite basketball memory was dunking the ball with two hands as a junior high student...If he owned a business it would be a marketing company...Only considered N.C. A&T during the recruiting process.





MEET THE OPPONENTS

OHIO STATE

November 12, 2010 - Value City Arena



Thad Matta
Head Coach



David Lighty

GENERAL INFORMATION

Location: Columbus, Ohio
Founded: 1870
Enrollment: 53,715
Nickname: Buckeyes
Colors: Scarlet and Gray
President: Gordon Gee
Arena (Capacity): Value City Arena (19,049)
Conference: Big 10

N.C. A&T VS. OHIO STATE

The Series: 0-0
In Greensboro: 0-0
In Columbus: 0-0
At Neutral Sites: 0-0
Matta vs. A&T: 0-0
Longest A&T win streak: N/A
Longest Columbus Streak: N/A
Last 10 Meetings: N/A
Last Game: N/A

COACHING STAFF

Head Coach: Thad Matta
Alma Mater: Butler, '90
Record at School: 156-54 (6yrs)
Overall Record: 258-85 (10yrs)
Assistant Coaches: Brandon Miller, Jeff Boals, Dave Dickerson

RETURNING STATISTICAL LEADERS

| Scoring | Avg. | Tot. |
|----------------|------|------|
| William Buford | 14.4 | 532 |
| Rebounds | Avg. | Tot. |
| William Buford | 5.6 | 209 |
| Assists | Avg. | Tot. |
| William Buford | 3.1 | 116 |

TEAM INFORMATION

2009-2010 Record: 29-8
2009-2010 Conference: 14-4 T-1st
Letterwinners R/L: 6/6
Starters/Returning/Lost: 4/1

MEDIA RELATIONS

Basketball Media Contact: Dan Wallenberg
Media Relations: (614) 292-4095
Cell Phone: N/A
SID Fax: (614) 292-8547
Email: Wallenberg.1@osu.edu
Mailing Address: 610 Fawcett Center, 2400 Olentangy River Rd, Columbus Ohio
Website: www.ohiostatebuckeyes.com

2009-10 RESULTS

| DATE | OPPONENT | RESULTS |
|---------|----------------------|-----------|
| Nov. 4 | vs. Walsh (Exh.) | W, 86-48 |
| Nov. 9 | vs. vs. Alcorn State | W, 100-60 |
| Nov. 12 | vs. James Madison | W, 72-44 |
| Nov. 19 | vs. North Carolina | L, 73-77 |
| Nov. 20 | vs. California | W, 76-70 |
| Nov. 24 | vs. Limpcomb | W, 84-64 |
| Nov. 28 | vs. St. Francis | W, 110-47 |
| Dec. 2 | vs. Florida State | W, 77-64 |
| Dec. 5 | vs. Eastern Michigan | W, 111-60 |
| Dec. 12 | at Butler | L, 66-74 |
| Dec. 16 | vs. Presbyterian | W, 78-48 |
| Dec. 19 | vs. Delaware State | W, 60-44 |
| Dec. 22 | vs. Cleveland State | W, 72-59 |
| Dec. 31 | at Wisconsin | L, 43-65 |
| Jan. 3 | at Michigan | L, 64-73 |
| Jan. 6 | vs. Indiana | W, 79-54 |
| Jan. 9 | at Minnesota | L, 62-73 |
| Jan. 12 | at Purdue | W, 70-66 |
| Jan. 16 | vs. Wisconsin | W, 60-51 |
| Jan. 19 | vs. Northwestern | W, 76-56 |
| Jan. 23 | at West Virginia | L, 65-71 |
| Jan. 27 | at Iowa | W, 65-57 |
| Jan. 31 | vs. Minnesota | W, 85-63 |
| Feb. 3 | vs. Penn State | W, 75-62 |
| Feb. 7 | vs. Iowa | W, 68-58 |
| Feb. 10 | at Indiana | W, 69-52 |
| Feb. 14 | at Illinois | W, 72-53 |
| Feb. 17 | vs. Purdue | L, 57-60 |
| Feb. 21 | at Michigan State | W, 74-67 |
| Feb. 24 | at Penn State | W, 75-67 |
| Feb. 27 | vs. Michigan | W, 66-55 |
| Mar. 2 | vs. Illinois | W, 73-57 |
| Mar. 12 | vs. Michigan | W, 69-68 |

MOREHEAD STATE

November 14, 2010 - Ellis T. Johnson Arena



Donnie Tyndall
Head Coach



Kenneth Faried

GENERAL INFORMATION

Location: Morehead, Ky.
Founded: 1887
Enrollment: 9,046
Nickname: Eagles
Colors: Blue and Gold
President: Dr. Wayne D. Andrews
Arena (Capacity): Ellis T. Johnson Arena (6,500)
Conference: Ohio Valley Conference

N.C. A&T VS. MOREHEAD STATE

The Series: Morehead leads, 1-0
In Greensboro: 0-0
In Morehead: 0-0
At Neutral Sites: Morehead S. leads, 1-0
Tyndall vs. A&T: 0-0
Longest A&T win streak: N/A
Longest Morehead Streak: N/A
Last 10 Meetings: N/A
Last Game: Morehead S.70, NCAT 69, 1984

COACHING STAFF

Head Coach: Donnie Tyndall
Alma Mater: (Morehead State, '93)
Record at School: 71-59 (4yrs)
Overall Record: 101-64 (5yrs)
Assistant Coaches: Wade O'Connor, Joseph Price, Maze Stallworth

RETURNING STATISTICAL LEADERS

| Scoring | Avg. | Tot. |
|----------------|------|------|
| Kenneth Faried | 16.9 | 590 |
| Rebounds | Avg. | Tot. |
| Kenneth Faried | 13.0 | 456 |
| Assists | Avg. | Tot. |
| Demonte Harper | 3.2 | 109 |

TEAM INFORMATION

2009-2010 Record: 24-11
2009-2010 Conference: 15-3 (2nd)
Letter winners R/L: 5-4
Starters/Returning/Lost: 3-2

MEDIA RELATIONS

Basketball Media Contact: Drew Dickerson
Media Relations Phone: (606) 783-2557
Cell Phone: N/A
SID Fax: (606) 783-2550
Email: a.dickerson@moreheadstate.edu
Mailing Address: 195 Academic Athletic Ctr., Morehead, Ky. 40351
Website: www.msueagles.com

2009-10 RESULTS

| DATE | OPPONENT | RESULTS |
|---------|--------------------------------|------------|
| Nov. 4 | vs. Cedarville | W, 90-58 |
| Nov. 9 | vs. Ashbury | W, 91-57 |
| Nov. 13 | at Kentucky | L, 59-75 |
| Nov. 16 | vs. Brescia | W, 86-51 |
| Nov. 21 | vs. Louisiana-Monroe | L, 73-74 |
| Nov. 29 | vs. Kent State | L, 57-63 |
| Dec. 3 | at UT Martin | W, 74-66 |
| Dec. 5 | at Murray State | L, 56-86 |
| Dec. 15 | vs. St. Catharine | W, 81-53 |
| Dec. 18 | vs. East Tennessee State U. | W, 83-74 |
| Dec. 21 | vs. Logan, Utah | L, 72-79 |
| Dec. 22 | vs. Weber State | L, 64-66 |
| Dec. 23 | vs. Cal State-Fullerton | W, 69-62 |
| Dec. 28 | at South Dakota | W, 66-64 |
| Jan. 2 | vs. Austin Peay | Wot, 68-65 |
| Jan. 4 | vs. Tennessee State | W, 72-66 |
| Jan. 7 | at Tennessee Tech | W, 77-64 |
| Jan. 9 | at Jacksonville State | W, 78-71 |
| Jan. 14 | vs. Southeast Missouri State | W, 80-40 |
| Jan. 16 | vs. Eastern Illinois | W, 73-51 |
| Jan. 19 | vs. SIU Edwardsville | W, 66-46 |
| Jan. 23 | at Eastern Kentucky | W, 69-53 |
| Jan. 28 | at Tennessee State | W, 65-50 |
| Jan. 31 | at Austin Peay State U. | L, 55-56 |
| Feb. 4 | vs. Jacksonville State U. | W, 94-75 |
| Feb. 6 | vs. Tennessee Tech U. | W, 84-75 |
| Feb. 11 | at Eastern Illinois University | L, 75-76 |
| Feb. 13 | at Southeast Missouri State U. | W, 73-54 |
| Feb. 17 | vs. Eastern Kentucky U. | W, 73-54 |
| Feb. 20 | at Illinois State University | W, 77-64 |
| Feb. 25 | at Murray State University | W, 75-70 |
| Feb. 27 | vs. U. of Tennessee at Martin | W, 73-63 |
| Mar. 2 | vs. #7 Jacksonville State U. | W, 87-54 |
| Mar. 5 | vs. #6 Tennessee Tech U. | W, 76-47 |
| Mar. 6 | vs. #1 Murray State | L, 51-62 |
| Mar. 17 | vs. Colorado State University | W, 74-60 |
| Mar. 22 | at Boston University | Lot, 89-91 |

NORTH CAROLINA WESLEYAN

November 16, 2010 - Corbett Sports Center



John Thompson
Head Coach



Alex Murray

GENERAL INFORMATION

Location: Rocky Mount, N.C.
Founded: 1956
Enrollment: 1, 350
Nickname: Battling Bishops
Colors: Blue & Gold
President: James A. Gray, III
Arena (Capacity): Everett Gymnasium (1,200)

COACHING STAFF

Head Coach: John Thompson
Alma Mater: UNC Greensboro, '84
Record at School: 218-180 (15yrs)
Overall Record: Same
Assistant Coaches: N/A

TEAM INFORMATION

2009-2010 Record: 16-10
2009-2010 Conference: 11-1/1st
Letterwinners R/L: 8/0
Starters/Returning/Lost: 2-3

N.C. A&T VS. NC WESLEYAN

The Series: 0-0
In Greensboro: 0-0
In Rocky Mount: 0-0
At Neutral Sites: 0-0
Thompson vs. A&T: 0-0
Longest A&T win streak: N/A
Longest Wesleyan Streak: N/A
Last 10 Meetings: N/A
Last Game: N/A

RETURNING STATISTICAL LEADERS

| Scoring | Avg. | Tot. |
|-----------------|------|------|
| Domarius Thomas | 9.4 | 225 |
| Rebounds | Avg. | Tot. |
| Alex Murray | 7.0 | 181 |
| Assists | Avg. | Tot. |
| Devin Nichols | 1.6 | 44 |

MEDIA RELATIONS

Basketball Media Contact: Rikki C. Rich
Media Relations Phone: (252) 985-5271
Cell Phone: N/A
SID Fax: (252) 985-5252
Email: rcrich@ncwc.edu
Mailing Address: 3400 N Wesleyan Blvd., Rocky Mount, NC 2704
Website: www.ncwcsports.com

UNIVERSITY OF FLORIDA

November 18, 2010 - Stephen C. O'Connell Center



Billy Donovan
Head Coach



Kenny Boynton

GENERAL INFORMATION

Location: Gainesville, Fla.
Founded: 1853
Enrollment: 52,112
Nickname: Gators
Colors: Orange and Blue
President: Dr. Bernie Machen
Arena (Capacity): Stephen C. O'Connell Center (12,000)
Conference: Southeastern (East Division)

COACHING STAFF

Head Coach: Billy Donovan
Alma Mater: Providence College, '87
Record at School: 310-126 (13yrs)
Overall Record: 345-146 (15yrs)
Assistant Coaches: Larry Shyatt, Rob Lanier, Richard Pitino

TEAM INFORMATION

2009-2010 Record: 21-13
2009-2010 Conference: 9-7/4th
Letterwinners R/L: 8/5
Starters/Returning/Lost: 5/0

N.C. A&T VS. FLORIDA

The Series: N/A
In Greensboro: N/A
In Gainesville: N/A
At Neutral Sites: N/A
Donovan vs. A&T: N/A
Longest A&T win streak: N/A
Longest Florida Streak: N/A
Last 10 Meetings: N/A
Last Game: N/A

RETURNING STATISTICAL LEADERS

| Scoring | Avg. | Tot. |
|---------------|------|------|
| Kenny Boynton | 14.0 | 476 |
| Rebounds | Avg. | Tot. |
| Alex Tyus | 6.9 | 234 |
| Assists | Avg. | Tot. |
| Erving Walker | 5.0 | 166 |

MEDIA RELATIONS

Basketball Media Contact: Fred Demarest
Media Relations Phone: (352) 375-4683
Cell Phone: N/A
SID Fax: (352) 375-4809
Email: fredd@gators.ufl.edu
Mailing Address: P.O. Box 14485, Gainesville, FL, 32604
Website: www.gatorzone.com

2009-10 RESULTS

| DATE | OPPONENT | RESULTS |
|---------|---------------------------|------------|
| Nov. 15 | at Wesley | L, 73-90 |
| Nov. 18 | at North Carolina Central | L, 70-85 |
| Nov. 20 | vs. Maryland Bible | Wot, 91-99 |
| Nov. 21 | vs. VA Wesleyan | L, 78-68 |
| Nov. 24 | at UNC Pembroke | Lot, 75-79 |
| Nov. 28 | at Hampton-Sydney | L, 79-90 |
| Nov. 29 | vs. Mary Washington | W, 71-77 |
| Dec. 2 | at Guilford | L, 83-66 |
| Dec. 13 | vs. Wooster | L, 69-87 |
| Dec. 14 | vs. Alvernia | W, 81-87 |
| Jan. 4 | at LaGrange College | W, 75-69 |
| Jan. 5 | at Piedmont College | L, 79-88 |
| Jan. 9 | vs. Shenandoah Hornets | W, 79-97 |
| Jan. 13 | at Christopher Newport | L, 79-89 |
| Jan. 16 | at Greensboro College | W, 74-70 |
| Jan. 18 | vs. Methodist | W, 71-84 |
| Jan. 23 | vs. Averett | W, 69-82 |
| Jan. 27 | at Ferrum | W, 100-90 |
| Feb. 2 | at Shenandoah Hornets | W, 79-71 |
| Feb. 6 | vs. Christopher Newport | W, 80-90 |
| Feb. 10 | vs. Greensboro | W, 78-79 |
| Feb. 13 | at Methodist | W, 93-63 |
| Feb. 16 | at Averett | W, 90-80 |
| Feb. 20 | vs. Ferrum | W, 77-92 |
| Feb. 26 | vs. Averett University | W, 70-90 |
| Feb. 27 | at Christopher Newport | L, 67-63 |

2009-10 RESULTS

| DATE | OPPONENT | RESULTS |
|---------|-------------------------|------------|
| Nov. 15 | at Stetson | W, 74-46 |
| Nov. 18 | at Georgia Southern | W, 69-49 |
| Nov. 20 | at Troy | W, 80-58 |
| Nov. 24 | at Florida State | W, 68-52 |
| Nov. 27 | vs. Michigan State | W, 77-74 |
| Nov. 28 | vs. Rutgers | W, 73-58 |
| Dec. 1 | at Florida A&M | W, 80-59 |
| Dec. 4 | at Jacksonville | W, 85-67 |
| Dec. 10 | vs. Syracuse | L, 73-85 |
| Dec. 19 | vs. Richmond | L, 53-56 |
| Dec. 22 | at South Alabama | L, 66-67 |
| Dec. 28 | at American | W, 76-60 |
| Dec. 30 | at Presbyterian | W, 79-38 |
| Jan. 3 | at North Carolina State | Wot, 62-61 |
| Jan. 9 | at Vanderbilt | L, 87-95 |
| Jan. 12 | vs. Kentucky | L, 77-89 |
| Jan. 16 | vs. LSU | W, 72-58 |
| Jan. 21 | at Arkansas | W, 71-66 |
| Jan. 23 | vs. South Carolina | W, 58-56 |
| Jan. 27 | vs. Georgia | W, 87-71 |
| Jan. 31 | at Tennessee | L, 60-61 |
| Feb. 4 | at Alabama | W, 66-65 |
| Feb. 6 | vs. Mississippi State | W, 69-62 |
| Feb. 10 | at South Carolina | L, 71-77 |
| Feb. 13 | vs. Xavier | L, 64-76 |
| Feb. 18 | vs. Auburn | W, 78-70 |
| Feb. 20 | at Ole Miss | W, 64-61 |
| Feb. 23 | vs. Tennessee | W, 75-62 |
| Feb. 27 | at Georgia | L, 76-78 |
| Mar. 2 | vs. Vanderbilt | L, 60-64 |
| Mar. 7 | at Kentucky | L, 66-74 |
| Mar. 11 | vs. Auburn | W, 78-69 |

UNC WILMINGTON

November 23, 2010 - Corbett Sports Center



Buzz Peterson
Head Coach



Chad Tomko

GENERAL INFORMATION

Location: Wilmington, N.C.
Founded: 1947
Enrollment: 12,000
Nickname: Seahawks
Colors: Teal, Gold and Navy Blue
President: Dr. Rosemary DePaolo
Arena (Capacity): Trask Coliseum (6,100)
Conference: Colonial Athletic Association

N.C. A&T VS. UNC WILMINGTON

The Series: A&T leads 11-9
In Greensboro: A&T leads, 9-2
In Wilmington: UNCW leads, 7-2
At Neutral Sites: N/A
Peterson vs. A&T: 0-0
Longest A&T win streak: 3 games
Longest UNC Wilmington Streak: 3 games
Last 10 Meetings: A&T leads, 6-4
Last Game: UNCW, 92 N.C. A&T 88, 1991

COACHING STAFF

Head Coach: Buzz Peterson
Alma Mater: UNC Chapel Hill, '86
Record at School: 0-0 (1st)
Overall Record: 225-147 (12 yrs)
Assistant Coaches: Jamie Kachmarik (Bowling Green, '97), Matt McMahon (Appalachian State, '00), Kevin Norris, (Miami, '08)

RETURNING STATISTICAL LEADERS

| Scoring | Avg. | Tot. |
|-----------------|------|------|
| Chad Tomko | 12.8 | 372 |
| Rebounds | Avg. | Tot. |
| Keith Rendleman | 6.1 | 188 |
| Assists | Avg. | Tot. |
| Darryl Felder | 1.0 | 28 |

MEDIA RELATIONS

Basketball Media Contact: Joe Browning
Media Relations Phone: (910) 962-3236
Cell Phone: (910) 297-4793
SID Fax: (910) 962-3686
Email: browningj@uncw.edu
Mailing Address: UNCW Sports Information, 601 South College Road, Wilmington, NC 28403
Website: www.uncwsports.com

TEAM INFORMATION

2009-2010 Record: 9-22
2009-2010 Conference: 5-14
Letterwinners R/L: 8/5
Starters/Returning/Lost: 3/2

2009-10 RESULTS

| DATE | OPPONENT | RESULTS |
|---------|-----------------------|-----------|
| Nov. 13 | at Boone, N.C. | L, 79-68 |
| Nov. 15 | vs. George Washington | L, 76-71 |
| Nov. 19 | at Charleston, S.C. | W, 80-69 |
| Nov. 20 | vs. Miami | L, 67-60 |
| Nov. 22 | vs. South Florida | L, 74-66 |
| Nov. 24 | vs. Virginia Military | W, 115-95 |
| Nov. 29 | at Elon | W, 86-56 |
| Dec. 5 | vs. George Mason | L, 57-52 |
| Dec. 14 | vs. Campbell | W, 79-59 |
| Dec. 16 | vs. Wake Forest | L, 80-69 |
| Dec. 28 | vs. Richmond | L, 66-64 |
| Jan. 2 | at VCU | L, 91-57 |
| Jan. 4 | vs. William and Mary | W, 62-61 |
| Jan. 6 | vs. Georgia State | W, 57-50 |
| Jan. 9 | at George Mason | L, 59-46 |
| Jan. 13 | vs. Old Dominion | L, 70-52 |
| Jan. 16 | at Northeastern | L, 79-56 |
| Jan. 18 | at Virginia | L, 69-67 |
| Jan. 20 | at Georgia State | L, 79-74 |
| Jan. 23 | vs. James Madison | W, 67-64 |
| Jan. 27 | at Hofstra | L, 93-54 |
| Jan. 30 | vs. Towson | L, 58-53 |
| Feb. 3 | vs. VCU | L, 73-60 |
| Feb. 8 | at Delaware | L, 69-62 |
| Feb. 11 | vs. Towson | W, 80-72 |
| Feb. 13 | vs. Hofstra | L, 87-70 |
| Feb. 16 | vs. Northeastern | L, 65-56 |
| Feb. 20 | at Radford | L, 76-68 |
| Feb. 24 | at Drexel | W, 75-69 |
| Feb. 27 | vs. William and Mary | L, 62-51 |
| Mar. 5 | vs. Towson | L, 91-74 |

GREENSBORO COLLEGE

November 26, 2010 - Corbett Sports Center



Bryan Galuski
Head Coach



Lewis Owenby

GENERAL INFORMATION

Location: Greensboro, NC
Founded: 1838
Enrollment: 1, 301
Nickname: The Pride
Colors: Green, White, & Silver
President: Dr. Lawrence Czarda
Arena (Capacity): Bud Walton Arena
Conference: USA South

N.C. A&T VS. GREENSBORO COLLEGE

The Series: N/A
In Greensboro: N/A
In Greensboro: N/A
At Neutral Sites: N/A
Galuski vs. A&T: 0-0
Longest A&T win streak: N/A
Longest Greensboro College Streak: N/A
Last 10 Meetings: N/A
Last Game: N/A

COACHING STAFF

Head Coach: Bryan Galuski
Alma Mater: Eckerd '98
Record at School: 65-66 (5 yrs)
Overall Record: Same
Assistant Coaches: Ed McKee, Jim Cantamessa

RETURNING STATISTICAL LEADERS

| Scoring | Avg. | Tot. |
|---------------|------|------|
| Adam Powell | 13.3 | 341 |
| Rebounds | Avg. | Tot. |
| Lewis Owenby | 5.6 | 146 |
| Assists | Avg. | Tot. |
| Chakiris Moss | 4.3 | 2.0 |

TEAM INFORMATION


2009-2010 Record: 14-15
2009-2010 Conference: 4-8 T- (5 yrs)
Letterwinners R/L: 7/5
Starters/Returning/Lost: 3/2

MEDIA RELATIONS

Basketball Media Contact: Bob Lowe
Media Relations Phone: (336) 272-7102
Cell Phone: (336) 852-0817
SID Fax: (336) 217-7237
Email: blowe@greensborocollege.edu
Mailing Address: 815 West Market Street Greensboro, NC 27401
Website: www.greensborocollegesports.com

2009-10 RESULTS

| DATE | OPPONENT | RESULTS |
|---------|----------------------------|------------|
| Nov. 15 | at Washington and Lee | L, 55-67 |
| Nov. 18 | vs. Guilford College | L, 49-76 |
| Nov. 20 | vs. VA Wesleyan | L, 72-80 |
| Nov. 21 | vs. Maryland Bible | W, 86-79 |
| Nov. 28 | vs. Otterbein | W, 59-58 |
| Nov. 29 | vs. Piedmont | W, 61-59 |
| Dec. 2 | vs. Emory & Henry | W, 75-59 |
| Dec. 5 | at LaGrange College | W, 85-69 |
| Dec. 13 | vs. Mary Washington | L, 65-72 |
| Dec. 17 | at Emory University | L, 74-88 |
| Jan. 6 | at Maryville College Scots | L, 78-93 |
| Jan. 9 | at Averett University | W, 60-58 |
| Jan. 11 | vs. Concord University | W, 88-79 |
| Jan. 13 | vs. Ferrum College | Lot, 78-82 |
| Jan. 16 | vs. NC Wesleyan | L, 70-74 |
| Jan. 18 | at Randolph College | Wot, 70-62 |
| Jan. 23 | at Shenandoah Hornets | W, 79-73 |
| Jan. 24 | at Christopher Newport | L, 67-76 |
| Jan. 29 | at Methodist | L, 70-98 |
| Feb. 1 | vs. Averett | L, 63-69 |
| Feb. 8 | at Ferrum | L, 68-70 |
| Feb. 10 | at NC Wesleyan | L, 78-79 |
| Feb. 16 | vs. Methodist | L, 70-98 |
| Feb. 19 | vs. Christopher Newport | Lot, 68-70 |
| Feb. 20 | vs. Shenandoah Hornets | W, 56-54 |
| Feb. 23 | at Christopher Newport | L, 60-73 |



UNC GREENSBORO

November 29, 2010 - Greensboro Coliseum



Mike Dement
Head Coach



Brandon Evans

GENERAL INFORMATION

Location: Greensboro, NC
Founded: 1891
Enrollment: 18, 502
Nickname: Spartans
Colors: Gold, White, and Navy
President: Dr. Linda P. Brady
Arena (Capacity): Greensboro Coliseum (7,617/23,000)
Conference: Southern Conference

COACHING STAFF

Head Coach: Mike Dement
Alma Mater: East Carolina, '76
Record at School: 115-149 (9yrs)
Overall Record: 320-336 (23 yrs)
Assistant Coaches: Corey Gipson, Kevin Oleksiak, Wes Miller

TEAM INFORMATION

2009-2010 Record: 8-23
2009-2010 Conference: 6-12 (t-3rd)
Letterwinners R/L: 8/7
Starters/Returning/Lost: 1/4

N.C. A&T VS. UNC GREENSBORO

The Series: A&T leads, 7-5
In Greensboro (at A&T): 0-0
In Greensboro (at UNCG): 0-0
At Neutral Sites: A&T leads, 7-5
Dement vs. A&T: 3-3
Longest A&T win streak: 5 games
Longest UNC Greensboro Streak: 4 games
Last 10 Meetings: 5-5
Last Game: UNCG 85, A&T 67, 2002

RETURNING STATISTICAL LEADERS

| Scoring | Avg. | Tot. |
|----------------|------|------|
| Aloysius Henry | 11.9 | 83 |
| Rebounds | Avg. | Tot. |
| Aloysius Henry | 5.6 | 39 |
| Assists | Avg. | Tot. |
| Kyle Randall | 3.0 | 18 |

MEDIA RELATIONS

Basketball Media Contact: David Percivall
Media Relations Phone: (336) 334-5615
Cell Phone: (336) 420-7518
SID Fax: (336) 218-5343
Email: drperciv@uncg.edu
Mailing Address: P.O. Box 26168,
Greensboro, NC 27402
Website: www.uncgspartans.com

NORFOLK STATE

December 4, 2010/March 3, 2011 - Corbett Sports Center/Echols Hall



Anthony Evans
Head Coach



Kyle O'Quinn

GENERAL INFORMATION

Location: Norfolk, Va.
Founded: 1935
Enrollment: 7,000
Nickname: Spartans
Colors: Green & Gold
President: Dr. Kim Luckes
Arena (Capacity): Echols Hall (6,191)
Conference: MEAC

COACHING STAFF

Head Coach: Anthony Evans
Alma Mater: (St. Thomas Aquinas, '94)
Record at School: 40-52 (3yrs)
Overall Record: Same
Assistant Coaches: Robert Jones, Larry Vickers, Kelvin Hawkins

TEAM INFORMATION

2009-2010 Record: 11-19
2009-2010 Conference: 9-7/4th
Letterwinners R/L: 8/5
Starters/Returning/Lost: 4/1

N.C. A&T VS. NORFOLK STATE

The Series: A&T leads, 19-16
In Greensboro: A&T leads, 13-6
In Norfolk: Norfolk leads, 9-5
At Neutral Sites: Series is tied at 1
Evans vs. A&T: 3-3
Longest A&T win streak: 4 Games
Longest Norfolk Streak: 5 Games
Last 10 Meetings: 5-5
Last Game: Norfolk 67, N.C. A&T 66, March 4, 2010

RETURNING STATISTICAL LEADERS

| Scoring | Avg. | Tot. |
|---------------|------|------|
| Rob Hampton | 12.4 | 348 |
| Rebounds | Avg. | Tot. |
| Kyle O'Quinn | 8.7 | 261 |
| Assists | Avg. | Tot. |
| Aleek Pauline | 4.0 | 94 |

MEDIA RELATIONS

Basketball Media Contact: Matt Michalec
Media Relations Phone: (757) 823-2628
Cell Phone: (757) 592-1245
SID Fax: (757) 823-8218
Email: mmichalec@nsu.edu
Mailing Address: NSU Sports Information,
700 Park Ave., Norfolk, Va. 23504
Website: www.nsupartans.com

2009-10 RESULTS

| DATE | OPPONENT | RESULTS |
|---------|---------------------------|----------|
| Nov. 13 | at Duke | L, 96-62 |
| Nov. 17 | at Virginia Tech | L, 59-46 |
| Nov. 20 | vs. Clemson | L, 89-67 |
| Nov. 24 | at USC Upstate | W, 76-70 |
| Nov. 28 | vs. East Carolina | L, 82-61 |
| Dec. 5 | at Samford | W, 73-40 |
| Dec. 7 | vs. College of Charleston | L, 67-64 |
| Dec. 13 | vs. Princeton | L, 65-50 |
| Dec. 18 | at Akron | L, 83-59 |
| Dec. 22 | at Richmond | L, 89-63 |
| Dec. 28 | vs. Wake Forest | L, 75-60 |
| Dec. 31 | vs. NC State | L, 89-67 |
| Jan. 3 | vs. Maryland | L, 97-63 |
| Jan. 7 | vs. Wofford | L, 79-62 |
| Jan. 9 | vs. Furman | W, 88-78 |
| Jan. 11 | at Chattanooga | L, 58-45 |
| Jan. 14 | at Western Carolina | L, 79-69 |
| Jan. 16 | at Appalachian State | L, 72-64 |
| Jan. 21 | vs. Chattanooga | W, 62-49 |
| Jan. 23 | vs. Samford | L, 70-67 |
| Jan. 28 | vs. Elon | W, 62-55 |
| Feb. 4 | at Furman | L, 72-64 |
| Feb. 6 | at Wofford | L, 77-59 |
| Feb. 8 | vs. Appalachian State | L, 75-69 |
| Feb. 15 | vs. Western Carolina | L, 75-70 |
| Feb. 17 | at Elon | L, 70-65 |
| Feb. 20 | at The Citadel | W, 59-53 |
| Feb. 24 | at Davidson | L, 60-56 |
| Mar. 1 | vs. Georgia Southern | W, 81-79 |
| Mar. 5 | vs. Furman | W, 66-65 |
| Mar. 6 | vs. Wofford | L, 59-47 |

2009-10 RESULTS


| DATE | OPPONENT | RESULTS |
|---------|----------------------------|-------------|
| Nov. 13 | at Baylor | L, 58-86 |
| Nov. 16 | vs. Maine | W, 72-71 |
| Nov. 21 | at Iona | L, 68-80 |
| Nov. 27 | at Illinois State | L, 66-79 |
| Nov. 28 | vs. vs. St. Bonaventurure | L, 71-98 |
| Nov. 29 | vs. SE Missouri State | L, 54-75 |
| Dec. 2 | at James Madison | L, 64-72 |
| Dec. 5 | vs. North Carolina A&T | Lot, 84-93 |
| Dec. 15 | at Jacksonville State | L, 78-95 |
| Dec. 28 | at Utep | L, 56-93 |
| Dec. 29 | vs. Niagara | L, 69-80 |
| Jan. 4 | at Kent State | L, 66-84 |
| Jan. 9 | at Bethune Cookman | L, 54-88 |
| Jan. 11 | at Florida A&M | W, 78-65 |
| Jan. 16 | vs. Hampton | W, 66-50 |
| Jan. 18 | vs. Howard | L, 77-82 |
| Jan. 23 | at Winston-Salem State | L, 70-82 |
| Jan. 25 | at South Carolina State | L, 82-97 |
| Jan. 31 | vs. Morgan State | Lot, 94-100 |
| Feb. 1 | vs. Coppin State | W, 80-71 |
| Feb. 6 | vs. Maryland Eastern Shore | W, 64-62 |
| Feb. 8 | vs. Delaware State | L, 52-54 |
| Feb. 13 | at Hampton | W, 70-66 |
| Feb. 15 | at Howard | W, 72-52 |
| Feb. 20 | vs. Winston Salem State | W, 74-50 |
| Feb. 22 | vs. South Carolina State | W, 82-62 |
| Feb. 25 | at Morgan State | Lo2, 87-88 |
| Mar. 1 | at Coppin State | W, 67-57 |
| Mar. 04 | at North Carolina A&T | W, 67-66 |
| Mar. 11 | vs. Hampton | L, 70-73 |

MISSISSIPPI STATE

December 12, 2010 - Humphrey Coliseum



Rick Stansbury
Head Coach



Ravern Johnson

GENERAL INFORMATION

Location: Starkville, Mississippi
 Founded: 1785
 Enrollment: 19, 644
 Nickname: Bulldogs
 Colors: Maroon and White
 President: Dr. Mark E. Keenum
 Arena (Capacity): Humphrey Coliseum (10,500)
 Conference: SEC

N.C. A&T VS. MISSISSIPPI STATE

The Series: 0-0
 In Greensboro: 0-0
 In Mississippi: 0-0
 At Neutral Sites: 0-0
 Stansbury vs. A&T: 0-0
 Longest A&T win streak: N/A
 Longest Mississippi Streak: N/A
 Last 10 Meetings: N/A
 Last Game: N/A

COACHING STAFF

Head Coach: Rick Stansbury
 Alma Mater: Campbellsville, '82
 Record at School: 255-140 (12yrs)
 Overall Record: Same
 Assistant Coaches: Phil Cunningham, Marcus Grant, George Brooks

RETURNING STATISTICAL LEADERS

| Scoring | Avg. | Tot. |
|----------------|------|------|
| Ravern Johnson | 13.2 | 461 |
| Rebounds | Avg. | Tot. |
| Kodi Augustus | 5.4 | 185 |
| Assists | Avg. | Tot. |
| Dee Bost | 5.2 | 188 |

TEAM INFORMATION

2009-2010 Record: 24-12
 2009-2010 Conference: 9-7/1st
 Letter winners R/L: 12-2
 Starters/Returning/Lost: 3-2

MEDIA RELATIONS

Basketball Media Contact: Gregg Ellis
 Media Relations Phone: (662) 325-3595
 Cell Phone: N/A
 SID Fax: (662) 325-3654
 Email: gellis@athletics.msstate.edu
 Mailing Address: Media Relations, P.O. Box 5308, MSU, MS 39762
 Website: www.nmnathletics.com

STANFORD

December 15, 2010 - Maples Pavilion



Johnny Dawkins
Head Coach



Jeremy Green

GENERAL INFORMATION

Location: Stanford, Calif.
 Founded: 1891
 Enrollment: 15, 319
 Nickname: Cardinals
 Colors: Cardinal and White
 President: John Hennessy
 Arena (Capacity): Maples Pavilion
 Conference: Pac-10

N.C. A&T VS. STANFORD

The Series: 0-0
 In Greensboro: 0-0
 In Stanford: 0-0
 At Neutral Sites: 0-0
 Dawkins vs. A&T: 0-0
 Longest A&T win streak: N/A
 Longest Stanford: N/A
 Last 10 Meetings: N/A
 Last Game: N/A

COACHING STAFF

Head Coach: Johnny Dawkins
 Alma Mater: Duke '86
 Record at School: 34-32 (2yrs)
 Overall Record: Same
 Assistant Coaches: Dick Davey (Pacific, '64), Rodney Tenton (San Francisco, '88), Mike Schrage (Indiana, '98)

RETURNING STATISTICAL LEADERS

| Scoring | Avg. | Tot. |
|--------------|------|------|
| Jeremy Green | 6.6 | 532 |
| Rebounds | Avg. | Tot. |
| Jack Trotter | 4.5 | 145 |
| Assists | Avg. | Tot. |
| Jarrett Mann | 4.3 | 136 |

TEAM INFORMATION

2009-2010 Record: 14-18
 2009-2010 Conference: 7-11/6th
 Letterwinners R/L: 7-6
 Starters/Returning/Lost: 3-2

MEDIA RELATIONS

Basketball Media Contact: Brian Rizzo
 Media Relations Phone: (650) 736-9044
 SID Fax: (650) 725-2957
 Email: brisso@stanford.edu
 Mailing Address: Stanford Athletics Communications/Media Relations
 641 East Campus Drive, Arrillaga Family Sports Center, Stanford, Calif. 94305
 Website: www.gostanford.com

2009-10 RESULTS

| DATE | OPPONENT | RESULTS |
|---------|------------------------|------------|
| Nov. 13 | vs. Rider | L, 74-88 |
| Nov. 19 | vs. SE Louisiana | W, 82-67 |
| Nov. 21 | vs. Bethune-Cookman | W, 67-51 |
| Nov. 24 | vs. Texas-Pan | W, 75-50 |
| Nov. 27 | vs. Richmond | L, 62-63 |
| Nov. 28 | vs. Old Dominion | W, 69-55 |
| Dec. 5 | vs. St. Bonaventure | W, 105-53 |
| Dec. 10 | vs. Depaul | W, 76-45 |
| Dec. 12 | vs. UCLA | W, 72-54 |
| Dec. 16 | vs. Wright State | W, 80-69 |
| Dec. 19 | at Houston | W, 70-64 |
| Dec. 22 | vs. Centenary | W, 88-51 |
| Dec. 28 | vs. Miss. Valley State | W, 73-45 |
| Dec. 31 | at San Diego | W, 77-68 |
| Jan. 4 | at WKU | L, 52-55 |
| Jan. 9 | at Ole Miss | W, 80-75 |
| Jan. 14 | vs. Arkansas | W, 82-80 |
| Jan. 16 | vs. UGA | W, 72-69 |
| Jan. 23 | at Alabama | L, 75-68 |
| Jan. 28 | at Arkansas | L, 62-67 |
| Jan. 30 | vs. Louisiana State | W, 67-51 |
| Feb. 3 | at Vanderbilt | L, 72-75 |
| Feb. 6 | at Florida | L, 62-69 |
| Feb. 11 | vs. Ole Miss | W, 71-63 |
| Feb. 13 | vs. Auburn | Wot, 85-75 |
| Feb. 16 | vs. Kentucky | Lot, 75-81 |
| Feb. 20 | at LSU | W, 60-59 |
| Feb. 24 | vs. Alabama | W, 74-66 |
| Feb. 27 | at South Carolina | W, 76-63 |
| Mar. 3 | at Auburn | L, 80-89 |
| Mar. 6 | vs. Tennessee | L, 59-75 |
| Mar. 12 | vs. Florida | W, 75-69 |
| Mar. 13 | vs. Vanderbilt | W, 62-52 |
| Mar. 14 | vs. Kentucky | Lot, 74-75 |
| Mar. 16 | vs. Jackson State | W, 81-67 |
| Mar. 20 | vs. North Carolina | L, 74-76 |

2009-10 RESULTS

| DATE | OPPONENT | RESULTS |
|---------|-----------------------|------------|
| Nov. 13 | at San Diego | L, 64-77 |
| Nov. 15 | Cal Poly | W, 70-53 |
| Nov. 18 | Oral Roberts | L, 81-83 |
| Nov. 21 | Florida A&M | W, 99-69 |
| Nov. 24 | vs. Virginia | W, 57-52 |
| Nov. 25 | vs. No. 5/5 Kentucky | Lot, 65-73 |
| Nov. 29 | Portland State | W, 83-64 |
| Dec. 13 | UC Davis | W, 85-69 |
| Dec. 16 | Oklahoma State | L, 70-71 |
| Dec. 19 | at Northwestern | L, 62-70 |
| Dec. 22 | at No. 23/-Texas Tech | L, 87-100 |
| Dec. 29 | at James Madison | W, 80-76 |
| Jan. 2 | at California | L, 66-92 |
| Jan. 6 | USC | W, 54-53 |
| Jan. 9 | UCLA | L, 70-59 |
| Jan. 14 | at Washington | L, 61-94 |
| Jan. 16 | at Washington State | L, 73-77 |
| Jan. 21 | Oregon State | W, 59-35 |
| Jan. 23 | Oregon | W, 84-69 |
| Jan. 28 | at Arizona | L, 68-76 |
| Jan. 30 | at Arizona State | L, 70-88 |
| Feb. 4 | at UCLA | L, 73-77 |
| Feb. 6 | at USC | L, 49-54 |
| Feb. 11 | Washington State | W, 60-58 |
| Feb. 13 | Washington | L, 61-78 |
| Feb. 18 | at Oregon | W, 72-65 |
| Feb. 20 | at Oregon State | W, 65-55 |
| Feb. 25 | Arizona State | L, 60-68 |
| Feb. 27 | Arizona | L, 69-71 |
| Mar. 6 | California | L, 61-71 |
| Mar. 11 | vs. Arizona State | W, 70-61 |
| Mar. 12 | vs. Washington | L, 64-79 |

ARIZONA STATE UNIVERSITY

December 23, 2010 - Wells Fargo Arena



Herb Sendek
Head Coach



Ty Abbott

GENERAL INFORMATION

Location: Tempe, Ariz.
Founded: 1885
Enrollment: 68,064
Nickname: Sun Devils
Colors: Maroon and Gold
President: Michael Crow
Arena (Capacity): Wells Fargo Arena (13,947)
Conference: Pacific-10 Conference

COACHING STAFF

Head Coach: Herb Sendek
Alma Mater: Carnegie-Mellon, '85
Record at School: 76-56 (4 yrs)
Overall Record: 330-214 (17 yrs)
Assistant Coaches: Dedrique Taylor, Scott Pera, Lamont Smith

TEAM INFORMATION

2009-2010 Record: 22-11
2009-2010 Conference: 12-6
Letterwinners R/L: 5/6
Starters/Returning/Lost: 3/2

N.C. A&T VS. ARIZONA STATE

The Series: 0-1
In Greensboro: N/A
In Arizona: 0-1
At Neutral Sites: 0-0
Sendek vs. A&T: 1-0
Longest A&T win streak: 0
Longest Arizona State Streak: 1 game
Last 10 Meetings: N/A
Last Game: Arizona State 71, N.C. A&T 66, December 21, 2006

RETURNING STATISTICAL LEADERS

| Scoring | Avg. | Tot. |
|-----------------|------|------|
| Rihards Kaksiks | 12.1 | 398 |
| Rebounds | Avg. | Tot. |
| Ty Abbott | 4.4 | 140 |
| Assists | Avg. | Tot. |
| Rihards Kaksiks | 2.0 | 98 |

MEDIA RELATIONS

Basketball Media Contact: Doug Tammaro
Media Relations Phone: (480) 965-5799
Cell Phone: N/A
SID Fax:
Email: tammaro@asu.edu
Mailing Address: Carson Student-Athlete Center, Room 131, Tempe, AZ 85287
Website: www.thesundevils.com

ARKANSAS

December 29, 2010 - Bud Walton Arena



John Pelphey
Head Coach



Marshawn Powell

GENERAL INFORMATION

Location: Fayetteville, Ark.
Founded: 1871
Enrollment: 19, 849
Nickname: Razorbacks
Colors: Cardinal and White
President: Dr. G. David Gearheart
Arena (Capacity): Bud Walton Arena
Conference: Southeastern (Western Division)

COACHING STAFF

Head Coach: John Pelphey
Alma Mater: Kentucky, '92
Record at School: 51-46 (3 yrs)
Overall Record: Same
Assistant Coaches: Rob Evans, Tom Ostrom, Brett Nelson

TEAM INFORMATION

2009-2010 Record: 14-18
2009-2010 Conference: 7-9/3rd
Letterwinners R/L: 4/2
Starters/Returning/Lost: 3/2

N.C. A&T VS. ARKANSAS

The Series: 0-2
In Greensboro: 0-0
In Arkansas: 0-2
At Neutral Sites: 0-0
Pelphey vs. A&T: 0-0
Longest A&T win streak: 0
Longest Arkansas Streak: 0
Last 10 Meetings: 0-2
Last Game: Arkansas 103, NCAT 49, 1995

RETURNING STATISTICAL LEADERS

| Scoring | Avg. | Tot. |
|-----------------|------|------|
| Marshawn Powell | 15.1 | 469 |
| Rebounds | Avg. | Tot. |
| Marshawn Powell | 2.15 | 6.7 |
| Assists | Avg. | Tot. |
| Julysses Nobles | 7.4 | 2.6 |

MEDIA RELATIONS

Basketball Media Contact: Phil Pierce
Media Relations Phone: (479) 575-7430
SID Fax: (479) 575-7481
Email: ppierce@uark.edu
Mailing Address: Media Relations University of Arkansas 131 Barnhill Arena Fayetteville, AR 72701
Website: www.arkansasrazorbacks.com

2009-10 RESULTS

| DATE | OPPONENT | RESULTS |
|---------|----------------------|-----------|
| Nov. 13 | at Western Illinois | W, 87-35 |
| Nov. 16 | at Texas State | W, 84-62 |
| Nov. 17 | at Texas Christian | W, 52-49 |
| Nov. 20 | at USF | W, 104-65 |
| Nov. 25 | vs. Duke | L, 53-64 |
| Nov. 27 | vs. LSU | W, 71-52 |
| Nov. 30 | Ark-Pine Bluff | W, 74-57 |
| Dec. 3 | at Baylor | L, 61-64 |
| Dec. 8 | at BYU Cougars | L, 68-81 |
| Dec. 12 | vs. Delaware State | W, 76-34 |
| Dec. 19 | at San Diego State | W, 55-52 |
| Dec. 21 | vs. UCSB | W, 69-42 |
| Dec. 23 | USC Upstate | W, 61-52 |
| Dec. 31 | at UCLA | L, 70-72 |
| Jan. 2 | at USC | L, 37-47 |
| Jan. 8 | vs. Washington | W, 68-51 |
| Jan. 10 | vs. Washington State | W, 71-46 |
| Jan. 14 | at Oregon | W, 76-57 |
| Jan. 16 | at Oregon State | W, 66-57 |
| Jan. 23 | Arizona | L, 58-77 |
| Jan. 28 | vs. California | L, 70-78 |
| Jan. 30 | vs. Stanford | W, 88-70 |
| Feb. 4 | at Washington State | W, 81-70 |
| Feb. 6 | at Washington | L, 56-79 |
| Feb. 11 | Oregon State | W, 56-46 |
| Feb. 13 | vs. Oregon | W, 61-51 |
| Feb. 21 | at Arizona | W, 73-69 |
| Feb. 25 | at Stanford | W, 68-60 |
| Feb. 27 | at California | L, 46-62 |
| Mar. 4 | vs. USC | W, 59-54 |
| Mar. 6 | vs. UCLA | W, 56-46 |
| Mar. 11 | vs. Stanford | L, 61-70 |

2009-10 RESULTS

| DATE | OPPONENT | RESULTS |
|---------|-----------------------|------------|
| Nov. 13 | vs. Alcorn St. | W, 130-68 |
| Nov. 17 | vs. Louisville | L, 66-96 |
| Nov. 20 | vs. Appalachian State | Wot, 81-72 |
| Nov. 24 | vs. Morgan State | L, 94-97 |
| Nov. 27 | vs. ETSU | L, 85-94 |
| Nov. 29 | vs. S. Alabama | L, 61-74 |
| Dec. 2 | at Oklahoma | L, 47-67 |
| Dec. 5 | vs. Miss Valley St. | W, 91-54 |
| Dec. 7 | vs. Delaware State | W, 71-53 |
| Dec. 16 | vs. Alabama State | W, 76-51 |
| Dec. 19 | vs. Stephen F. Austin | W, 72-69 |
| Dec. 22 | vs. Missouri St. | Wot, 66-62 |
| Dec. 30 | vs. Baylor | L, 47-70 |
| Jan. 2 | vs. UAB | L, 72-73 |
| Jan. 5 | vs. Texas | L, 85-96 |
| Jan. 14 | at Mississippi State | L, 80-82 |
| Jan. 16 | vs. Alabama | W, 71-59 |
| Jan. 21 | vs. Florida | L, 66-71 |
| Jan. 23 | at Kentucky | L, 70-101 |
| Jan. 28 | vs. Mississippi State | W, 67-62 |
| Jan. 31 | at Ole Miss | W, 80-73 |
| Feb. 3 | at Georgia | W, 72-68 |
| Feb. 6 | vs. Auburn | Wot, 72-68 |
| Feb. 10 | vs. LSU | W, 87-52 |
| Feb. 13 | at Alabama | L, 68-73 |
| Feb. 17 | vs. South Carolina | W, 92-79 |
| Feb. 20 | at Auburn | L, 83-92 |
| Feb. 24 | at LSU | L, 54-65 |
| Feb. 27 | vs. Vanderbilt | L, 72-89 |
| Mar. 3 | at Tennessee | L, 73-80 |
| Mar. 6 | vs. Ole Miss | L, 66-68 |
| Mar. 11 | vs. Georgia | L, 64-77 |

BALL STATE

December 31, 2010 - Humphrey Coliseum



Billy Taylor
Head Coach



Jarrod Jones

GENERAL INFORMATION

Location: Muncie, Ind.
Founded: 1918
Enrollment: 17, 728
Nickname: Cardinals
Colors: Cardinal and White
President: Dr. Jo Ann M. Gora
Arena (Capacity): Worthen Arena (11,500)
Conference: Mid-American Conference

COACHING STAFF

Head Coach: Billy Taylor
Alma Mater: Notre Dame, '95
Record at School: 35-56 (3yrs)
Overall Record: 116-125 (8yrs)
Assistant Coaches: Bob Simmons (Wilkes University, '93), Jay Newberry (Rollins, '00), Mitch Gilfillan (Lehigh, '06)

TEAM INFORMATION

2009-2010 Record: 15-15
2009-2010 Conference: 8-8/2nd
Letter winners R/L: 9-3
Starters/Returning/Lost: 4-1

N.C. A&T VS. BALL STATE

The Series: 0-0
In Greensboro: 0-0
In Stanford: 0-0
At Neutral Sites: 0-0
Taylor vs. A&T: 0-0
Longest A&T win streak: 0
Longest Ball State Streak: 0
Last 10 Meetings: 0-0
Last Game: N/A

RETURNING STATISTICAL LEADERS

| Scoring | Avg. | Tot. |
|--------------|------|------|
| Jarrod Jones | 12.2 | 366 |
| Rebounds | Avg. | Tot. |
| Jarrod Jones | 7.4 | 223 |
| Assists | Avg. | Tot. |
| Randy Davis | 3.3 | 100 |

MEDIA RELATIONS

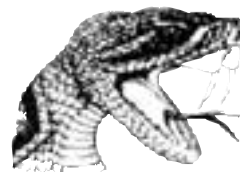
Basketball Media Contact: Matt McCollester
Media Relations Phone: (765) 285-8242
Cell Phone: (765) 729-4725
SID Fax: (765) 258-8930
Email: mjmcollteste@bsu.edu
Mailing Address: Ball State Athletics, HP 116, Muncie, IN 47306
Website: www.ballstatesports.com

FLORIDA A&M

January 8, 2011 - Corbett Sports Center



Eugene Harris
Head Coach



Larry Jackson

GENERAL INFORMATION

Location: Tallahassee, Fla.
Founded: 1887
Enrollment: 12,234
Nickname: Rattlers
Colors: Orange and Green
President: Dr. James Ammons
Arena (Capacity): Multipurpose Center and Teaching Gymnasium (8,861)
Conference: MEAC

COACHING STAFF

Head Coach: Eugene Harris
Alma Mater: Florida State, '79
Record at School: 34-60/ (3yrs)
Overall Record: Same
Assistant Coaches: Reggie Sharp (Auburn, '01), Kevin Hogan (Rollins College, '08)

TEAM INFORMATION

2009-2010 Record: 9-22
2009-2010 Conference: 5-11/ 10th
Letterwinners R/L: 8-4
Starters/Returning/Lost: 4-1

N.C. A&T VS. FLORIDA A&M

The Series: A&T leads, 40-25
In Greensboro: A&T leads, 22-7
In Tallahassee: FAMU leads, 15-12
At Neutral Sites: A&T leads, 6-3
Harris vs. A&T: 1-2
Longest A&T win streak: 7 Games
Longest FAMU Streak: 6 Games
Last 10 Meetings: 4-6
Last Game: Florida A&M 70, N.C. A&T 66, January 9, 2010

RETURNING STATISTICAL LEADERS

| Scoring | Avg. | Tot. |
|--------------------|------|------|
| Larry Jackson | 8.9 | 278 |
| Rebounds | Avg. | Tot. |
| Larry Jackson | 6.1 | 187 |
| Assists | Avg. | Tot. |
| Christopher Walker | 1.2 | 38 |

MEDIA RELATIONS

Basketball Media Contact: Ronnie Johnson
Media Relations Phone: (850) 599-3736
SID Fax: (850) 599-3206
Email: ronjon_2001@yahoo.com
Mailing Address: FAMU Sports Information, Gaither Athletic Center, 1835 Wahnish Way, Tallahassee, Fla. 32307
Website: www.thefamurattlers.com

2009-10 RESULTS

| DATE | OPPONENT | RESULTS |
|---------|-----------------------|------------|
| Nov. 13 | vs. Valparaiso | W, 88-78 |
| Nov. 21 | vs. SIU Edwardsville | W, 57-47 |
| Nov. 24 | at Temple | L, 46-66 |
| Nov. 28 | vs. UC Davis | L, 58-60 |
| Dec. 2 | #20 Butler | L, 38-59 |
| Dec. 9 | at Indiana State | W, 68-63 |
| Dec. 12 | at Tennessee Tech | Lot, 81-86 |
| Dec. 19 | vs. #9 Purdue | L, 49-69 |
| Dec. 21 | vs. N.C. Central | W, 59-45 |
| Dec. 28 | vs. MD Eastern Shore | W, 56-47 |
| Dec. 31 | vs. Manchester | W, 69-55 |
| Jan. 5 | at Daytona | L, 35-59 |
| Jan. 9 | vs. Northern Illinois | L, 48-62 |
| Jan. 13 | at Central Michigan | L, 38-53 |
| Jan. 17 | vs. Toledo | W, 71-43 |
| Jan. 20 | vs. Western Michigan | W, 75-68 |
| Jan. 23 | at Eastern Michigan | L, 53-57 |
| Jan. 26 | vs. Miami | Wot, 65-59 |
| Jan. 28 | at Buffalo | L, 75-69 |
| Jan. 31 | at Ohio | W, 67-66 |
| Feb. 4 | vs. Bowling Green | W, 64-59 |
| Feb. 6 | vs. Akron | Lot, 70-75 |
| Feb. 10 | at Kent State | L, 42-76 |
| Feb. 13 | at Northern Illinois | W, 71-66 |
| Feb. 17 | vs. Central Michigan | W, 69-63 |
| Feb. 20 | vs. Tennessee-Martin | W, 68-52 |
| Feb. 24 | vs. Eastern Michigan | L, 67-72 |
| Feb. 27 | at Toledo | L, 42-45 |
| Mar. 3 | at Western Michigan | L, 52-67 |
| Mar. 7 | vs. Ohio | Lot, 77-85 |

2009-10 RESULTS

| DATE | OPPONENT | RESULTS |
|---------|---------------------------|------------|
| Nov. 14 | at Georgia Tech | L, 59-100 |
| Nov. 17 | at Creighton | L, 53-78 |
| Nov. 19 | at Cleveland State | L, 64-78 |
| Nov. 21 | at Stanford | L, 69-99 |
| Nov. 24 | vs. Rider | L, 73-88 |
| Nov. 25 | vs. Oral Roberts | L, 51-72 |
| Nov. 28 | at Alabama Birmingham | L, 59-90 |
| Dec. 1 | at Florida | L, 59-80 |
| Dec. 3 | vs. Florida International | L, 56-61 |
| Dec. 5 | vs. Bethune-Cookman | L, 57-58 |
| Dec. 13 | vs. Georgia State | W, 60-58 |
| Dec. 19 | vs. Albany State | W, 84-64 |
| Jan. 3 | at San Diego | L, 64-74 |
| Jan. 9 | vs. North Carolina A&T | W, 70-66 |
| Jan. 11 | vs. Norfolk State | L, 65-78 |
| Jan. 16 | vs. Maryland E. Shore | L, 51-67 |
| Jan. 18 | vs. Delaware State | L, 57-64 |
| Jan. 23 | at Howard | W, 72-65 |
| Jan. 25 | at Hampton | L, 53-66 |
| Jan. 30 | vs. Winston-Salem State | W, 75-69 |
| Feb. 1 | vs. South Carolina State | L, 62-77 |
| Feb. 7 | at Morgan State | L, 68-94 |
| Feb. 8 | at Coppin State | L, 44-70 |
| Feb. 13 | at Maryland E. Shore | W, 80-71 |
| Feb. 15 | at Delaware State | L, 63-66 |
| Feb. 20 | Howard | Wot, 72-67 |
| Feb. 22 | Hampton | L, 61-70 |
| Feb. 27 | at Winston-Salem State | W, 75-61 |
| Mar. 1 | at South Carolina State | L, 65-91 |
| Mar. 4 | vs. Bethune-Cookman | W, 69-64 |
| Mar. 9 | vs. Bethune-Cookman | L, 53-64 |

HAMPTON UNIVERSITY

Jan. 17/Feb.14, 2011 - HU Convocation Ctr./Corbett Sports Ctr.



Edward Joyner
Head Coach



Darrion Pellum

GENERAL INFORMATION

Location: Hampton, Va.
Founded: 1868
Enrollment: 5, 402
Nickname: Pirates
Colors: Royal Blue and White
President: Dr. William R. Harvey
Arena (Capacity): HU Convocation Center (7,200)
Conference: MEAC

COACHING STAFF

Head Coach: Edward Joyner, Jr.
Alma Mater: Johnson C. Smith '95
Record at School: 14-18/ (1 yr)
Overall Record: Same
Assistant Coaches: Darryl Sharp, James Simmons, Harvey Grant

TEAM INFORMATION

2009-2010 Record: 14-18
2009-2010 Conference: 8-8/1-5th
Letterwinners R/L: 10-4
Starters/Returning/Lost: 3-2

N.C. A&T VS. HAMPTON

The Series: Hampton leads, 20-15
In Greensboro: A&T leads, 11-7
In Hampton: Hampton leads, 13-4
At Neutral Sites: 0-0
Joyner vs. A&T: 1-1
Longest A&T win streak: 4 Games
Longest Hampton Streak: 10 Games
Last 10 Meetings: Hampton leads, 3-7
Last Game: February 15, 2010 North Carolina A&T 69, Hampton 65

RETURNING STATISTICAL LEADERS

| Scoring | Avg. | Tot. |
|-----------------|------|------|
| Darrion Pellum | 11.5 | 365 |
| Rebounds | Avg. | Tot. |
| Charles Funches | 6.8 | 219 |
| Assists | Avg. | Tot. |
| Brandon Tunnell | 2.4 | 72 |

MEDIA RELATIONS

Basketball Media Contact: Maurice Williams
Media Relations Phone: (757) 727-5757
Cell Phone: (803) 842-129
SID Fax: (757) 727-5813
Email: Maurice.williams@hamptonu.edu
Mailing Address: Office of Sports Information,
100 East Queen Street, Room 210 Holland
Hall, Hampton, Va. 23668
Website: www.hamptonpirates.com

2009-10 RESULTS

| DATE | OPPONENT | RESULTS |
|---------|---------------------------|----------|
| Nov. 14 | at La Salle | L, 80-83 |
| Nov. 17 | vs. Iona | L, 63-68 |
| Nov. 23 | vs. VCU | L, 52-63 |
| Nov. 25 | at William & Mary | L, 61-62 |
| Nov. 27 | vs. Pepperdine | L, 66-75 |
| Nov. 28 | at Wyoming Cowboys | W, 78-67 |
| Nov. 29 | vs. Monmouth | W, 59-56 |
| Dec. 2 | at USF | L, 55-74 |
| Dec. 5 | vs. Howard | L, 54-56 |
| Dec. 9 | at Delaware | L, 52-55 |
| Dec. 20 | at Towson | L, 74-82 |
| Dec. 23 | at Virginia | L, 54-80 |
| Jan. 3 | vs. Fordham | W, 78-54 |
| Jan. 9 | vs. Coppin State | W, 69-67 |
| Jan. 11 | vs. Morgan State | L, 63-73 |
| Jan. 16 | at Norfolk State | L, 50-66 |
| Jan. 18 | at North Carolina A&T | W, 65-55 |
| Jan. 23 | vs. Bethune-Cookman | L, 52-57 |
| Jan. 25 | vs. Florida A&M | W, 66-53 |
| Jan. 30 | at Delaware State | L, 56-58 |
| Feb. 1 | at Maryland Eastern Shore | W, 79-65 |
| Feb. 6 | at South Carolina State | L, 60-72 |
| Feb. 6 | at Winston-Salem State | W, 55-53 |
| Feb. 13 | vs. Norfolk State | L, 66-70 |
| Feb. 15 | vs. North Carolina A&T | L, 65-69 |
| Feb. 20 | at Bethune-Cookman | W, 71-44 |
| Feb. 22 | at Florida A&M | W, 70-61 |
| Feb. 27 | vs. Delaware State | W, 64-45 |
| Mar. 1 | vs. Longwood | W, 95-81 |
| Mar. 4 | vs. Howard | W, 90-42 |
| Mar. 11 | vs. Norfolk State | W, 73-70 |
| Mar. 12 | vs. Morgan State | L, 67-74 |

SOUTH CAROLINA STATE

Jan. 22/Feb. 19, 2011 - Corbett Sports Ctr./ Smith Hammond-Middleton Mem. Ctr.



Tim Carter
Head Coach



Darnell Porter

GENERAL INFORMATION

Location: Orangeburg, SC
Founded: 1896
Enrollment: 4,800
Nickname: Bulldogs
Colors: Garnet and Blue
President: Dr. George E. Cooper
Arena (Capacity): Smith-Hammond-Middle Memorial Center (3,200)
Conference: MEAC

COACHING STAFF

Head Coach: Tim Carter
Alma Mater: Kansas '79
Record at School: 48-48 (3yrs)
Overall Record: 238-200 (14yrs)
Assistant Coaches: Dwight Evans, Michael Walton, Shaun Golden

TEAM INFORMATION

2009-2010 Record: 18-14
2009-2010 Conference: 10-6 (3rd)
Letterwinners R/L: 6/4
Starters/Returning/Lost: 4/1

N.C. A&T VS. SCSU

The Series: A&T Leads 42-40
In Greensboro: A&T Leads, 21-14
In Orangeburg: S.C. State leads, 19-12
At Neutral Sites: A&T leads, 9-7
Carter vs. A&T: 3-3
Longest A&T win streak: 7 games
Longest SCSU: 10 Games
Last 10 Meetings: 4-6
Last Game: N.C. A&T 87, SCSU 69, February 17, 2010

RETURNING STATISTICAL LEADERS

| Scoring | Avg. | Tot. |
|---------------|------|------|
| Jason Flagler | 15.1 | 467 |
| Rebounds | Avg. | Tot. |
| Jason Flagler | 5.5 | 170 |
| Assists | Avg. | Tot. |
| Khalif Toombs | 3.5 | 113 |

MEDIA RELATIONS

Basketball Media Contact: William P. Hamilton
Media Relations Phone: (803) 536-8227
Cell Phone: N/A
SID Fax: (803) 536-8622
Email: klewis19@scsu.edu
Mailing Address: Sports Information Office,
P.O. Box 7128, Orangeburg, SC 29117
Website: www.scsuathletics.com

2009-10 RESULTS

| DATE | OPPONENT | RESULTS |
|---------|----------------------------|------------|
| Nov. 13 | vs. Erskine College | W, 56-53 |
| Nov. 19 | vs. Allen University | W, 88-81 |
| Nov. 23 | vs. Southern Wesleyan | W, 75-69 |
| Nov. 30 | at High Point | L, 66-74 |
| Dec. 5 | at Winston-Salem State | W, 63-60 |
| Dec. 9 | vs. High Point | W, 76-63 |
| Dec. 12 | at Miami | L, 54-91 |
| Dec. 18 | at Furman | Wot, 93-91 |
| Dec. 21 | at Iowa | L, 69-82 |
| Dec. 29 | at Clemson | L, 67-70 |
| Jan. 2 | at College of Charleston | L, 73-88 |
| Jan. 9 | at Maryland Eastern Shore | W, 80-67 |
| Jan. 11 | at Delaware State | L, 58-67 |
| Jan. 16 | vs. Morgan State | L, 67-72 |
| Jan. 18 | vs. Coppin State | W, 87-65 |
| Jan. 23 | vs. North Carolina A&T | L, 58-67 |
| Jan. 25 | vs. Norfolk State | W, 97-82 |
| Jan. 30 | at Bethune Cookman | W, 58-55 |
| Feb. 1 | at Florida A&M | W, 77-62 |
| Feb. 6 | vs. Hampton | W, 72-60 |
| Feb. 8 | vs. Howard | W, 77-64 |
| Feb. 13 | at Coppin State | L, 61-79 |
| Feb. 15 | at Morgan State | W, 71-68 |
| Feb. 17 | at North Carolina A&T | L, 69-87 |
| Feb. 20 | at Georgia State | L, 52-67 |
| Feb. 22 | at Norfolk State | L, 62-82 |
| Feb. 27 | vs. Bethune-Cookman | W, 58-46 |
| Mar. 1 | vs. Florida A&M | W, 91-65 |
| Mar. 4 | vs. Winston-Salem State | L, 59-61 |
| Mar. 11 | vs. Maryland Eastern Shore | W, 59-53 |

NORTH CAROLINA CENTRAL

Jan. 24/Feb. 21, 2011 - Corbett Sports Ctr./ McDougald-McLendon Gymnasium



LeVelle Moton
Head Coach



C.J. Wilkerson

GENERAL INFORMATION

Location: Durham, N.C.
Founded: 1910
Enrollment: 8, 575
Nickname: Eagles
Colors: Maroon and Gray
President: Charlie Nelms
Arena (Capacity): McDougald-McLendon Gymnasium (3,056)
Conference: MEAC (Eligible 2011-2012)

N.C. A&T VS. NCCU

The Series: A&T leads, 43-15
In Greensboro: A&T leads, 19-2
In Durham: A&T leads, 18-6
At Neutral Sites: N.C. Central leads, 7-6
Moton vs. A&T: 0-0
Longest A&T win streak: 13 games
Longest NCCU: 3 games
Last 10 Meetings: N.C. Central leads, 6-4
Last Game: NCCU 74, N.C. A&T 72, 2003

COACHING STAFF

Head Coach: LeVelle Moton
Alma Mater: North Carolina Central, '96
Record at School: 7-22 (1yr)
Overall Record: Same
Assistant Coaches: Ray Martin, Robert Brickey, John Moseley

RETURNING STATISTICAL LEADERS


| Scoring | Avg. | Tot. |
|-----------------|------|------|
| C.J. Wilkerson | 16.3 | 472 |
| Rebounds | Avg. | Tot. |
| Nick Chasten | 6.0 | 175 |
| Assists | Avg. | Tot. |
| Michael Glasker | 5.0 | 125 |

MEDIA RELATIONS

Basketball Media Contact: Chris Hooks
Media Relations Phone: (919) 530-6017
Cell Phone: (919) 810-7988
SID Fax: (919) 530-5120
Email: whooks@nncu.edu
Mailing Address: 1801 Fayetteville Str.,
McDougald-McLendon Gym,
Room 116, Durham, NC 27707
Website: www.nccueaglepride.com

2009-10 RESULTS

| DATE | OPPONENT | RESULTS |
|---------|-------------------------------|------------|
| Nov. 11 | at North Carolina | L, 42-89 |
| Nov. 14 | at University of Miami | L, 53-83 |
| Nov. 18 | vs. NC Wesleyan | W, 85-70 |
| Nov. 20 | at FIU | L, 73-83 |
| Nov. 22 | vs. Murray State | L, 61-84 |
| Nov. 23 | vs. James Madison | L, 66-79 |
| Nov. 28 | at Iowa | L, 63-73 |
| Dec. 2 | at Air Force | L, 49-61 |
| Dec. 5 | vs. Carver Bible College | W, 82-63 |
| Dec. 16 | vs. Florida Gulf Coast | L, 67-76 |
| Dec. 19 | at Indiana | L, 58-81 |
| Dec. 21 | at Ball State | L, 45-59 |
| Dec. 29 | at High Point | L, 58-70 |
| Jan. 3 | at East Carolina | L, 58-68 |
| Jan. 6 | at Colgate | L, 54-75 |
| Jan. 9 | at SMU Mustangs | L, 50-78 |
| Jan. 11 | vs. High Point | L, 55-58 |
| Jan. 15 | vs. Tennessee Temple | W, 75-50 |
| Jan. 16 | vs. Newport News Apprent | W, 86-65 |
| Jan. 18 | at Virginia Tech | L, 30-72 |
| Jan. 20 | at Savannah State University | Lot, 44-46 |
| Jan. 27 | at Youngstown State | L, 57-70 |
| Jan. 30 | at NC State | L, 42-77 |
| Feb. 2 | vs. Western Illinois | L, 50-53 |
| Feb. 6 | vs. Savannah State University | W, 65-60 |
| Feb. 10 | vs. MD Eastern Shore | W, 73-71 |
| Feb. 13 | vs. Longwood | W, 81-78 |
| Feb. 15 | vs. Coastal Carolina | L, 57-68 |
| Feb. 25 | at Longwood | L, 69-83 |



COPPIN STATE

Jan. 29/Feb. 26, 2011 - Physical Education Complex/Corbett Sports Ctr.



Ron Mitchell
Head Coach



Branden Doughty

GENERAL INFORMATION

Location: Baltimore, Md.
Founded: 1900
Enrollment: 3, 875
Nickname: Eagles
Colors: Royal Blue and Gold
President: Dr. Reginald S. Avery
Arena (Capacity): Physical Education Complex (4,100)
Conference: MEAC

N.C. A&T VS. COPPIN

The Series: Coppin State leads, 33-18
In Greensboro: Coppin State leads, 13-9
In Baltimore: Coppin State leads, 16-7
At Neutral Sites: Coppin leads, 4-2
Mitchell vs. A&T: 33-19
Longest A&T win streak: 5 Games
Longest Coppin Streak: 8 Games
Last 10 Meetings: 5-5
Last Game: Coppin State 77, NCA&T 65, 2010

COACHING STAFF

Head Coach: Ron "Fang" Mitchell
Alma Mater: Edison St, '84
Record at School: 379-343 (24yrs)
Overall Record: 606-388 (32yrs)
Assistant Coaches: Keith Johnson, Larry Tucker, Jay Dull

RETURNING STATISTICAL LEADERS

| Scoring | Avg. | Tot. |
|------------------|------|------|
| Michael Harper | 9.9 | 198 |
| Rebounds | Avg. | Tot. |
| Branden Doughty | 5.2 | 155 |
| Assists | Avg. | Tot. |
| Vince Goldsberry | 3.2 | 98 |

TEAM INFORMATION

2009-2010 Record: 8-22
2009-2010 Conference: 3-13/11th
Letterwinners R/L: 4/6
Starters/Returning/Lost: 3/2

MEDIA RELATIONS

Basketball Media Contact: Roger McAfee
Media Relations Phone: (410) 951-3729
Cell Phone: (443) 841-4693
SID Fax: (410) 915-3737
Email: rmcafee@coppin.edu
Mailing Address: 2500 West North Avenue,
Baltimore, MD 21216
Website: www.coppinstatesports.com

2009-10 RESULTS

| DATE | OPPONENT | RESULTS |
|---------|----------------------------|------------|
| Nov. 13 | vs. Lincoln | W, 76-69 |
| Nov. 14 | vs. West Virginia | W, 63-52 |
| Nov. 16 | at Colorado | L, 58-82 |
| Nov. 19 | vs. Washington Adventist | W, 72-61 |
| Nov. 24 | at UMBC | W, 77-66 |
| Nov. 27 | at Southern California | L, 43-74 |
| Dec. 5 | vs. Morgan State | L, 67-80 |
| Dec. 9 | vs. Loyola | Wot, 63-58 |
| Dec. 12 | at West Virginia | L, 43-69 |
| Dec. 22 | at Michigan | L, 46-76 |
| Dec. 30 | at Navy | L, 75-78 |
| Jan. 5 | at Oklahoma State | L, 61-79 |
| Jan. 9 | at Hampton | L, 67-69 |
| Jan. 11 | at Howard | 53-59 |
| Jan. 16 | at Winston-Salem State | L, 42-55 |
| Jan. 18 | at South Carolina State | L, 65-87 |
| Jan. 23 | vs. Maryland Eastern Shore | L, 62-70 |
| Jan. 25 | vs. Delaware State | L, 59-63 |
| Jan. 31 | at North Carolina A&T | L, 62-67 |
| Feb. 1 | at Norfolk State | L, 71-80 |
| Feb. 5 | vs. Bethune Cookman | Lot, 58-65 |
| Feb. 8 | vs. Florida A&M | W, 70-44 |
| Feb. 13 | vs. South Carolina State | W, 79-61 |
| Feb. 15 | vs. Winston-Salem State | L, 60-70 |
| Feb. 20 | at Maryland Eastern Shore | L, 52-66 |
| Feb. 22 | at Delaware State | L, 43-59 |
| Feb. 27 | vs. North Carolina A&T | W, 77-65 |
| Mar. 1 | vs. Norfolk State | L, 57-67 |
| Mar. 4 | at Morgan State | L, 54-74 |
| Mar. 10 | vs. Maryland Eastern Shore | L, 58-64 |



www.ncataggies.com

MORGAN STATE

Jan. 31/Feb. 28, 2011 - Hill Field House/Corbett Sports Center



Todd Bozeman
Head Coach



Kevin Thompson

GENERAL INFORMATION

Location: Baltimore, Md.
Founded: 1867
Enrollment: 7, 500
Nickname: Bears
Colors: Orange and Blue
President: David Wilson, Ed. D.
Arena (Capacity): Hill Filed House (4,500)
Conference: MEAC

COACHING STAFF

Head Coach: Todd Bozeman
Alma Mater: (Rhode Island, '86)
Record at School: 95-51 (5yrs)
Overall Record: 148-6
Assistant Coaches: Kevin McClain,
Keith Goode, Kimberly Hawkins

TEAM INFORMATION

2009-2010 Record: 27-10
2009-2010 Conference: 15-1 (1st)
Letterwinners R/L: 5-8
Starters/Returning/Lost: 2-3

N.C. A&T VS. MORGAN STATE

The Series: A&T leads, 41-31
In Greensboro: A&T leads, 22-10
In Baltimore: Morgan State leads, 18-13
At Neutral Sites: A&T leads, 6-3
Bozeman vs. A&T: 5-1
Longest A&T win streak: 4 Games
Longest Morgan Streak: 10 Games
Last 10 Meetings: Morgan State leads, 2-8
Last Game: Morgan 84, NC A&T 57, March 10, 2010

RETURNING STATISTICAL LEADERS

| Scoring | Avg. | Tot. |
|----------------|------|------|
| Kevin Thompson | 12.7 | 471 |
| Rebounds | Avg. | Tot. |
| Kevin Thompson | 11.8 | 438 |
| Assists | Avg. | Tot. |
| Kevin Thompson | 1.8 | 67 |

MEDIA RELATIONS

Basketball Media Contact: Leonard L. Haynes IV
Media Relations Phone: (443) 885-3831
Cell Phone: N/A
SID Fax: (443) 885-8307
Email: lhaynesiv@aol.com
Mailing Address: 1700 East Coast Cold Spring Lane, Baltimore, MD 21251
Website: www.morganstatebears.com

2009-10 RESULTS

| DATE | OPPONENT | RESULTS |
|---------|-----------------------------|-------------|
| Nov. 13 | at Albany | W, 69-65 |
| Nov. 15 | at UMBC | W, 72-57 |
| Nov. 19 | vs. ETSU | W, 72-61 |
| Nov. 22 | at Louisville | L, 81-90 |
| Nov. 24 | at Arkansas | W, 97-94 |
| Nov. 28 | at Appalachian State | Lot, 92-93 |
| Dec. 1 | at Loyola (Md.) | L, 66-78 |
| Dec. 5 | at Coppin State | W, 80-67 |
| Dec. 8 | at Minnesota Golden Gophers | L, 64-94 |
| Dec. 12 | vs. Manhattan | W, 83-74 |
| Dec. 22 | vs. Towson | W, 87-80 |
| Dec. 29 | vs. Eastern Kentucky | L, 62-76 |
| Dec. 30 | vs. Long Island | W, 87-70 |
| Jan. 4 | at Robert Morris | L, 75-78 |
| Jan. 6 | at Baylor | L, 63-79 |
| Jan. 9 | at Howard | W, 90-58 |
| Jan. 11 | at Hampton | W, 73-63 |
| Jan. 16 | at South Carolina State | W, 72-67 |
| Jan. 18 | at Winston-Salem State | W, 84-65 |
| Jan. 23 | vs. Delaware State | W, 72-62 |
| Jan. 25 | vs. Maryland Eastern Shore | W, 91-54 |
| Jan. 31 | at Norfolk State | Wot, 100-94 |
| Feb. 1 | at North Carolina A&T | W, 74-65 |
| Feb. 7 | vs. Florida A&M | W, 94-68 |
| Feb. 8 | vs. Bethune-Cookman | W, 48-47 |
| Feb. 13 | vs. Winston-Salem | L, 79-65 |
| Feb. 15 | vs. South Carolina State | L, 68-71 |
| Feb. 17 | at Delaware State | W, 68-65 |
| Feb. 20 | at Murray State | L, 66-75 |
| Feb. 22 | at Maryland Eastern Shore | W, 65-61 |
| Feb. 27 | vs. Norfolk | Wot, 88-87 |
| Mar. 1 | vs. North Carolina A&T | W, 81-67 |
| Mar. 4 | vs. Coppin State | W, 74-54 |
| Mar. 10 | vs. North Carolina A&T | W, 84-57 |
| Mar. 12 | vs. Hampton | W, 74-67 |
| Mar. 13 | vs. S.C. State | W, 68-61 |
| Mar. 19 | vs. West Virginia | L, 50-77 |

MARYLAND EASTERN SHORE

February 7, 2011 - William P. Hytche



Frankie Allen
Head Coach



Kevin White

GENERAL INFORMATION

Location: Princess Anne, Md.
Founded: 1886
Enrollment: 4, 000
Nickname: Hawks, Fighting Hawks
Colors: Maroon and Gray
President: Thelma B. Thompson
Arena (Capacity): William P. Hytche Athletic Center (5,500)
Conference: MEAC

COACHING STAFF

Head Coach: Frankie Allen
Alma Mater: Roanoke College, '71
Record at School: 18-44 (2 yrs)
Overall Record: 241-337 (20yrs)
Assistant Coaches: G. Jamal Brown,
Mike Blaine, Nick Robinson, Curtis Perry

TEAM INFORMATION

2009-2010 Record: 11-21
2009-2010 Conference: 8-8/6th
Letterwinners R/L: 8/1
Starters/Returning/Lost: 4/1

N.C. A&T VS. UMES

The Series: A&T leads, 58-17
In Greensboro: A&T leads, 33-6
In Princess Anne: A&T leads, 24-11
At Neutral Sites: A&T: 1-0
Allen vs. A&T: 1-1
Longest A&T win streak: 18
Longest UMES Streak: 7
Last 10 Meetings: 8-2
Last Game: UMES 62, N.C. A&T 52, February 8, 2010

RETURNING STATISTICAL LEADERS

| Scoring | Avg. | Tot. |
|---------------|------|------|
| Hillary Haley | 12.4 | 398 |
| Rebounds | Avg. | Tot. |
| Tyler Hines | 4.5 | 144 |
| Assists | Avg. | Tot. |
| Tim Burns | 2.1 | 68 |

MEDIA RELATIONS

Basketball Media Contact: G. Stan Bradley
Media Relations Phone: (410) 651-6499
Cell Phone: (410) 845-6782
SID Fax: (410) 651-7514
Email: gsbradley@umes.edu
Mailing Address: UMES
William P. Hytche Athletics Center / Backbone Road, Princess Anne, MD 21853
Website: www.umeshawks.com


2009-10 RESULTS

| DATE | OPPONENT | RESULTS |
|---------|--------------------------|------------|
| Nov. 13 | vs. Stony Brook Uni. | L, 57-75 |
| Nov. 17 | at Marquette | L, 60-86 |
| Nov. 20 | at Missouri State | L, 53-70 |
| Nov. 21 | vs. Eastern Michigan | L, 51-76 |
| Nov. 22 | vs. The Citadel | L, 62-88 |
| Nov. 28 | vs. American | W, 65-58 |
| Dec. 5 | vs. Delaware State | W, 53-50 |
| Dec. 9 | vs. Navy | W, 80-72 |
| Dec. 19 | at Wright State | L, 46-87 |
| Dec. 22 | at Northern Illinois | L, 69-87 |
| Dec. 28 | at Ball State | L, 47-56 |
| Jan. 2 | at Nebraska | L, 60-74 |
| Jan. 4 | at Oklahoma | L, 54-88 |
| Jan. 9 | vs. South Carolina State | L, 67-80 |
| Jan. 11 | vs. Winston-Salem State | L, 75-70 |
| Jan. 16 | at Florida A&M | W, 67-51 |
| Jan. 18 | at Bethune-Cookman | L, 51-63 |
| Jan. 23 | at Coppin State | W, 70-62 |
| Jan. 25 | at Morgan State | L, 54-91 |
| Jan. 30 | vs. Howard | W, 67-66 |
| Feb. 1 | vs. Hampton | L, 65-79 |
| Feb. 6 | at Norfolk State | L, 62-64 |
| Feb. 10 | at North Carolina A&T | W, 62-52 |
| Feb. 13 | vs. Florida A&M | L, 71-80 |
| Feb. 15 | vs. Bethune-Cookman | W, 62-56 |
| Feb. 20 | vs. Coppin State | W, 66-52 |
| Feb. 20 | vs. Morgan State | L, 61-65 |
| Feb. 27 | at Howard | Wot, 68-66 |
| Mar. 4 | at Delaware State | L, 37-57 |
| Mar. 10 | vs. Coppin State | W, 64-58 |
| Mar. 11 | vs. South Carolina State | L, 53-59 |



Aggie Pride

2009-10 SEASON REVIEW



2009 Statistics

SEASON SCHEDULE RESULTS AND LEADERS

| RECORD: | OVERALL | HOME | AWAY | NEUTRAL |
|---------------------|---------|-------|--------|---------|
| ALL GAMES..... | (11-22) | (7-6) | (3-15) | (1-1) |
| CONFERENCE..... | (6-10) | (3-5) | (3-5) | (0-0) |
| NON-CONFERENCE..... | (5-12) | (4-1) | (0-10) | (1-1) |

| DATE | TIME | OPPONENT | SCORE | ATTEND | HIGH POINTS | HIGH REBOUNDS |
|----------|-----------|---------------------------|-----------|--------|----------------------|----------------------|
| 11/13/09 | 7 p.m. | BREVARD COLLEGE | W 92-63 | 1456 | (21) SIMPSON, Nic | (14) COLEMAN, Thomas |
| 11/15/09 | 2:05 p.m. | at Marshall | 63-79 L | 4319 | (16) JOHNSON, Robert | (13) COLEMAN, Thomas |
| 11/17/09 | 7 p.m. | at Ohio | 82-93 L | 3822 | (22) SIMPSON, Nic | (8) COLEMAN, Thomas |
| 11/20/09 | 7 p.m. | DEMBB910 | W 67-53 | 2835 | (12) COLEMAN, Thomas | (12) COLEMAN, Thomas |
| 11/23/09 | 7 pm | MT | W 65-56 | 1894 | (18) JOSHUA, Dwane | (8) JOSHUA, Dwane |
| 11/25/09 | 7:05 p.m. | at UTEP | 66-81 L | 7631 | (21) JOSHUA, Dwane | (6) JOSHUA, Dwane |
| 11/26/09 | 7:00 PM | at New Mexico State | 68-84 L | 4462 | (15) JOHNSON, Robert | (7) COLEMAN, Thomas |
| 11-28-09 | 7:05 p.m. | at Lamar | 73-74 L | 2346 | (24) ALSTON, Tavarus | (7) PORTER, James |
| 12/05/09 | 6:10 p.m. | * at Norfolk State | WOT 93-84 | 1800 | (25) ALSTON, Tavarus | (10) COLEMAN, Thomas |
| 12/13/09 | 4:00 p.m. | at Northwestern | 65-90 L | 3926 | (16) COLEMAN, Thomas | (10) COLEMAN, Thomas |
| 12/21/09 | 7:30 p.m. | at University of Miami | 59-80 L | 3143 | (14) JOSHUA, Dwane | (7) COLEMAN, Thomas |
| 12/23/09 | 7:00 p.m. | at Tennessee | 78-99 L | 17759 | (20) JOSHUA, Dwane | (11) PORTER, James |
| 12/30/09 | 7 p.m. | at Tulane | 54-78 L | 1703 | (18) ALSTON, Tavarus | (11) PORTER, James |
| 1/5/10 | 7 p.m. | C-NM | W 81-74 | 1893 | (31) JOSHUA, Dwane | (10) JOSHUA, Dwane |
| 1/9/10 | 7:30 p.m. | * at Florida A&M | 66-70 L | 1843 | (19) COLEMAN, Thomas | (11) COLEMAN, Thomas |
| 1/11/10 | 7:55 pm | * at Bethune-Cookman | 65-66 L | 898 | (15) JOSHUA, Dwane | (6) COLEMAN, Thomas |
| 1/16/10 | 4 p.m. | * HOWARD | 77-82 L | 4172 | (19) ALSTON, Tavarus | (6) PORTER, James |
| 1/18/10 | 8 p.m. | * HAMPTON | 55-65 L | 3291 | (18) JOSHUA, Dwane | (9) JOSHUA, Dwane |
| 01/23/10 | 4:00 PM | * at South Carolina State | W 67-58 | 2018 | (18) ALSTON, Tavarus | (10) COLEMAN, Thomas |
| 1/25/10 | 8:30 p.m. | at Winston-Salem State | 57-59 L | 5112 | (17) ALSTON, Tavarus | (7) COLEMAN, Thomas |
| 1/31/10 | 3 p.m. | * COPPIN STATE | W 67-62 | 1014 | (17) ALSTON, Tavarus | (6) JOHNSON, Robert |
| 2/1/10 | 8 p.m. | * MSU | 65-74 L | 1564 | (23) ALSTON, Tavarus | (6) PORTER, James |
| 2/6/10 | 4 p.m. | * DSUM | W 65-54 | 1889 | (17) JOHNSON, Robert | (9) PORTER, James |
| 2/8/10 | 7 p.m. | * UMESM | 52-62 L | 4034 | (15) JOSHUA, Dwane | (11) COLEMAN, Thomas |
| 2/13/10 | 4:00 PM | * at Howard | 49-59 L | 973 | (13) HILL, Marc | (8) COLEMAN, Thomas |
| 2/15/10 | 8 pm | * at Hampton | W 69-65 | 3542 | (13) JOHNSON, Robert | (11) COLEMAN, Thomas |
| 2/17/10 | 7 p.m. | * SOUTH CAROLINA STATE | W 87-69 | 1831 | (23) ALSTON, Tavarus | (8) COLEMAN, Thomas |
| 2/22/10 | 8:10 p.m. | WINSTON-SALEM STATE | 74-79 L | 5083 | (20) ALSTON, Tavarus | (11) PORTER, James |
| 2/27/10 | 4 p.m. | * at Coppin State | 65-77 L | 3127 | (18) JOHNSON, Robert | (13) COLEMAN, Thomas |
| 3/1/2010 | 9:05 PM | * at MSU | 67-81 L | 3651 | (16) ALSTON, Tavarus | (14) COLEMAN, Thomas |
| 3/4/10 | 8:20 p.m. | * NORFOLK STATE | 66-67 L | 2456 | (16) COLEMAN, Thomas | (8) PORTER, James |
| 03/09/10 | 9:00pm | vs Howard | W 65-55 | 3101 | (13) JOSHUA, Dwane | (14) COLEMAN, Thomas |
| 03/10/10 | 7:00pm | vs MSU | 57-84 L | | (13) SIMPSON, Nic | (4) PORTER, James |

* - Conference game

| ATTENDANCE SUMMARY | GAMES | TOTALS | AVG/GAME |
|--------------------|-------|--------|----------|
| HOME..... | 13 | 33412 | 2570 |
| AWAY..... | 18 | 72075 | 4004 |
| NEUTRAL..... | 2 | 3101 | 1550 |
| TOTAL..... | 33 | 108588 | 3291 |

2009 Statistics

SEASON BOX SCORE

| RECORD: | OVERALL | HOME | AWAY | NEUTRAL |
|---------------------|---------|-------|--------|---------|
| ALL GAMES..... | (11-22) | (7-6) | (3-15) | (1-1) |
| CONFERENCE..... | (6-10) | (3-5) | (3-5) | (0-0) |
| NON-CONFERENCE..... | (5-12) | (4-1) | (0-10) | (1-1) |

| # | Player | GP-GS | Min--Avg | ---TOTAL--- | | ---3-PTS--- | | FT-FTA | Pct | ---REBOUNDS--- | | | | PF | FO | A | TO | Blk | Stl | Pts | Avg |
|----|-----------------------|-----------|-------------|-----------------|-------------|----------------|-------------|----------------|-------------|----------------|------------|-------------|-------------|------------|-----------|------------|------------|------------|------------|-------------|-------------|
| | | | | FG-FGA | Pct | 3FG-FGA | Pct | | | Off | Def | Tot | Avg | | | | | | | | |
| 03 | ALSTON, Tavarus..... | 33-33 | 997 30.2 | 168-416 | .404 | 50-180 | .278 | 97-139 | .698 | 15 | 67 | 82 | 2.5 | 64 | 1 | 128 | 92 | 6 | 46 | 483 | 14.6 |
| 05 | JOSHUA, Dwane..... | 28-16 | 801 28.6 | 113-310 | .365 | 63-181 | .348 | 67-101 | .663 | 37 | 82 | 119 | 4.3 | 71 | 5 | 36 | 76 | 1 | 33 | 356 | 12.7 |
| 34 | JOHNSON, Robert..... | 28-28 | 792 28.3 | 111-261 | .425 | 39-126 | .310 | 29-38 | .763 | 44 | 71 | 115 | 4.1 | 42 | 0 | 32 | 41 | 16 | 29 | 290 | 10.4 |
| 12 | SIMPSON, Nic..... | 33-20 | 782 23.7 | 94-254 | .370 | 61-178 | .343 | 65-80 | .813 | 16 | 57 | 73 | 2.2 | 58 | 0 | 40 | 52 | 3 | 29 | 314 | 9.5 |
| 23 | COLEMAN, Thomas..... | 32-26 | 868 27.1 | 113-208 | .543 | 0-2 | .000 | 70-131 | .534 | 99 | 175 | 274 | 8.6 | 80 | 1 | 43 | 54 | 71 | 25 | 296 | 9.3 |
| 10 | HILL, Marc..... | 33-0 | 597 18.1 | 57-164 | .348 | 25-89 | .281 | 37-51 | .725 | 3 | 37 | 40 | 1.2 | 26 | 0 | 70 | 53 | 0 | 14 | 176 | 5.3 |
| 50 | PORTER, James..... | 33-7 | 633 19.2 | 53-121 | .438 | 0-0 | .000 | 35-90 | .389 | 57 | 132 | 189 | 5.7 | 100 | 5 | 20 | 45 | 45 | 12 | 141 | 4.3 |
| 33 | UPCHURCH, DaMetrius.. | 27-10 | 268 9.9 | 25-49 | .510 | 1-4 | .250 | 18-32 | .563 | 31 | 43 | 74 | 2.7 | 32 | 0 | 7 | 24 | 7 | 5 | 69 | 2.6 |
| 31 | WITTER, Austin..... | 33-15 | 517 15.7 | 30-96 | .313 | 23-75 | .307 | 1-2 | .500 | 12 | 54 | 66 | 2.0 | 53 | 1 | 22 | 30 | 12 | 13 | 84 | 2.5 |
| 20 | WILLIAMS, Jared..... | 10-2 | 80 8.0 | 2-19 | .105 | 2-12 | .167 | 6-8 | .750 | 3 | 3 | 6 | 0.6 | 3 | 0 | 1 | 1 | 0 | 2 | 12 | 1.2 |
| 01 | BUCK, R.J..... | 12-0 | 60 5.0 | 4-6 | .667 | 0-1 | .000 | 2-7 | .286 | 5 | 4 | 9 | 0.8 | 5 | 0 | 5 | 3 | 1 | 2 | 10 | 0.8 |
| 02 | POWELL, Adrian..... | 14-0 | 72 5.1 | 2-13 | .154 | 1-11 | .091 | 0-3 | .000 | 6 | 5 | 11 | 0.8 | 9 | 0 | 1 | 11 | 1 | 7 | 5 | 0.4 |
| 00 | SMITH, Lawrence..... | 19-8 | 137 7.2 | 2-14 | .143 | 0-4 | .000 | 1-4 | .250 | 6 | 12 | 18 | 0.9 | 27 | 1 | 5 | 11 | 1 | 2 | 5 | 0.3 |
| | TEAM..... | | | | | | | | | 69 | 79 | 148 | 4.5 | 0 | | | 8 | | | | |
| | Total..... | 33 | 6604 | 774-1931 | .401 | 265-863 | .307 | 428-686 | .624 | 403 | 821 | 1224 | 37.1 | 570 | 14 | 410 | 501 | 164 | 219 | 2241 | 67.9 |
| | Opponents..... | 33 | 6625 | 826-1985 | .416 | 252-740 | .341 | 472-660 | .715 | 444 | 900 | 1344 | 40.7 | 604 | - | 449 | 498 | 112 | 248 | 2376 | 72.0 |

| SCORE BY PERIODS: | 1st | 2nd | OT | Total |
|-------------------------|------|------|----|-------|
| North Carolina A&T..... | 1022 | 1203 | 16 | 2241 |
| Opponents..... | 1182 | 1187 | 7 | 2376 |

| DEADBALL REBOUNDS: | OFF | DEF | TOTAL |
|-------------------------|-----|-----|-------|
| North Carolina A&T..... | 109 | 2 | 111 |
| Opponents..... | 81 | 3 | 84 |

OVERALL TEAM STATISTICS

| TEAM STATISTICS | NCAT | OPP |
|-------------------------|----------|----------|
| SCORING..... | 2241 | 2376 |
| Points per game..... | 67.9 | 72.0 |
| Scoring margin..... | -4.1 | - |
| FIELD GOALS-ATT..... | 774-1931 | 826-1985 |
| Field goal pct..... | .401 | .416 |
| 3 POINT FG-ATT..... | 265-863 | 252-740 |
| 3-point FG pct..... | .307 | .341 |
| 3-pt FG made per game.. | 8.0 | 7.6 |
| FREE THROWS-ATT..... | 428-686 | 472-660 |
| Free throw pct..... | .624 | .715 |
| REBOUNDS..... | 1224 | 1344 |
| Rebounds per game..... | 37.1 | 40.7 |
| Rebounding margin..... | -3.6 | - |
| ASSISTS..... | 410 | 449 |
| Assists per game..... | 12.4 | 13.6 |
| TURNOVERS..... | 501 | 498 |
| Turnovers per game..... | 15.2 | 15.1 |
| Turnover margin..... | -0.1 | - |
| Assist/turnover ratio.. | 0.8 | 0.9 |
| STEALS..... | 219 | 248 |
| Steals per game..... | 6.6 | 7.5 |
| BLOCKS..... | 164 | 112 |
| Blocks per game..... | 5.0 | 3.4 |
| WINNING STREAK..... | 0 | - |
| Home win streak..... | 0 | - |
| ATTENDANCE..... | 33412 | 75176 |
| Home games-Avg/Game... | 13-2570 | 18-4004 |
| Neutral site-Avg/Game.. | - | 2-1550 |

| SCORE BY PERIODS: | 1st | 2nd | OT | Total |
|-------------------------|------|------|----|-------|
| North Carolina A&T..... | 1022 | 1203 | 16 | 2241 |
| Opponents..... | 1182 | 1187 | 7 | 2376 |



2009 Statistics

OVERALL/CONFERENCE STATISTICS

| SUMMARY | OVERALL STATISTICS | | | | | | | | | | CONFERENCE STATISTICS | | | | | | | | | |
|-----------------------|--------------------|-------|------|------|------|------|------|-----|-----|-------|-----------------------|-------|------|------|------|------|------|-----|-----|-------|
| | GP-GS | Min/G | FG% | 3PT% | FT% | R/G | A/G | STL | BLK | PTS/G | GP-GS | Min/G | FG% | 3PT% | FT% | R/G | A/G | STL | BLK | PTS/G |
| ALSTON, Tavarus..... | 33-33 | 30.2 | .404 | .278 | .698 | 2.5 | 3.9 | 46 | 6 | 14.6 | 16-16 | 31.6 | .413 | .277 | .634 | 2.1 | 4.3 | 27 | 6 | 15.0 |
| JOSHUA, Dwane..... | 28-16 | 28.6 | .365 | .348 | .663 | 4.3 | 1.3 | 33 | 1 | 12.7 | 16-14 | 30.5 | .325 | .281 | .591 | 4.3 | 1.4 | 21 | 1 | 11.5 |
| JOHNSON, Robert..... | 28-28 | 28.3 | .425 | .310 | .763 | 4.1 | 1.1 | 29 | 16 | 10.4 | 12-12 | 28.8 | .485 | .286 | .762 | 4.5 | 1.3 | 9 | 9 | 10.5 |
| SIMPSON, Nic..... | 33-20 | 23.7 | .370 | .343 | .813 | 2.2 | 1.2 | 29 | 3 | 9.5 | 16-6 | 21.4 | .380 | .403 | .780 | 1.9 | 1.1 | 12 | 1 | 8.1 |
| COLEMAN, Thomas..... | 32-26 | 27.1 | .543 | .000 | .534 | 8.6 | 1.3 | 25 | 71 | 9.3 | 16-11 | 27.3 | .541 | .000 | .484 | 9.2 | 1.4 | 13 | 37 | 9.4 |
| HILL, Marc..... | 33-0 | 18.1 | .348 | .281 | .725 | 1.2 | 2.1 | 14 | 0 | 5.3 | 16-0 | 16.5 | .451 | .316 | .828 | 0.9 | 1.5 | 8 | 0 | 6.3 |
| PORTER, James..... | 33-7 | 19.2 | .438 | .000 | .389 | 5.7 | 0.6 | 12 | 45 | 4.3 | 16-5 | 18.3 | .481 | .000 | .343 | 5.1 | 0.3 | 5 | 25 | 4.0 |
| UPCHURCH, DaMetrius.. | 27-10 | 9.9 | .510 | .250 | .563 | 2.7 | 0.3 | 5 | 7 | 2.6 | 11-1 | 8.1 | .450 | .000 | .500 | 1.4 | 0.2 | 0 | 2 | 1.9 |
| WITTER, Austin..... | 33-15 | 15.7 | .313 | .307 | .500 | 2.0 | 0.7 | 13 | 12 | 2.5 | 16-11 | 18.3 | .300 | .313 | .000 | 2.6 | 0.8 | 6 | 3 | 3.2 |
| WILLIAMS, Jared..... | 10-2 | 8.0 | .105 | .167 | .750 | 0.6 | 0.1 | 2 | 0 | 1.2 | 1-0 | 6.0 | .500 | .500 | .000 | 1.0 | 0.0 | 0 | 0 | 3.0 |
| BUCK, R. J..... | 12-0 | 5.0 | .667 | .000 | .286 | 0.8 | 0.4 | 2 | 1 | 0.8 | 5-0 | 7.0 | .500 | .000 | .000 | 0.6 | 0.6 | 1 | 1 | 0.8 |
| POWELL, Adrian..... | 14-0 | 5.1 | .154 | .091 | .000 | 0.8 | 0.1 | 7 | 1 | 0.4 | 5-0 | 5.6 | .000 | .000 | .000 | 1.2 | 0.2 | 1 | 1 | 0.0 |
| SMITH, Lawrence..... | 19-8 | 7.2 | .143 | .000 | .250 | 0.9 | 0.3 | 2 | 1 | 0.3 | 12-4 | 6.6 | .250 | .000 | .500 | 1.3 | 0.2 | 0 | 1 | 0.3 |
| Total..... | 33 | | .401 | .307 | .624 | 37.1 | 12.4 | 219 | 164 | 67.9 | 16 | | .414 | .307 | .598 | 37.2 | 12.1 | 103 | 87 | 67.2 |
| Opponents..... | 33 | | .416 | .341 | .715 | 40.7 | 13.6 | 248 | 112 | 72.0 | 16 | | .417 | .321 | .692 | 38.8 | 11.4 | 115 | 49 | 68.4 |

| SCORING | OVERALL STATISTICS | | | | | | | | CONFERENCE STATISTICS | | | | | | | |
|-----------------------|--------------------|------|---------|------|---------|------|------|-------|-----------------------|------|---------|------|---------|------|------|-------|
| | FG-FGA | FG% | 3FG-FGA | 3PT% | FT-FTA | FT% | PTS | PTS/G | FG-FGA | FG% | 3FG-FGA | 3PT% | FT-FTA | FT% | PTS | PTS/G |
| ALSTON, Tavarus..... | 168-416 | .404 | 50-180 | .278 | 97-139 | .698 | 483 | 14.6 | 86-208 | .413 | 23-83 | .277 | 45-71 | .634 | 240 | 15.0 |
| JOSHUA, Dwane..... | 113-310 | .365 | 63-181 | .348 | 67-101 | .663 | 356 | 12.7 | 63-194 | .325 | 32-114 | .281 | 26-44 | .591 | 184 | 11.5 |
| JOHNSON, Robert..... | 111-261 | .425 | 39-126 | .310 | 29-38 | .763 | 290 | 10.4 | 49-101 | .485 | 12-42 | .286 | 16-21 | .762 | 126 | 10.5 |
| SIMPSON, Nic..... | 94-254 | .370 | 61-178 | .343 | 65-80 | .813 | 314 | 9.5 | 35-92 | .380 | 27-67 | .403 | 32-41 | .780 | 129 | 8.1 |
| COLEMAN, Thomas..... | 113-208 | .543 | 0-2 | .000 | 70-131 | .534 | 296 | 9.3 | 60-111 | .541 | 0-1 | .000 | 30-62 | .484 | 150 | 9.4 |
| HILL, Marc..... | 57-164 | .348 | 25-89 | .281 | 37-51 | .725 | 176 | 5.3 | 32-71 | .451 | 12-38 | .316 | 24-29 | .828 | 100 | 6.3 |
| PORTER, James..... | 53-121 | .438 | 0-0 | .000 | 35-90 | .389 | 141 | 4.3 | 26-54 | .481 | 0-0 | .000 | 12-35 | .343 | 64 | 4.0 |
| UPCHURCH, DaMetrius.. | 25-49 | .510 | 1-4 | .250 | 18-32 | .563 | 69 | 2.6 | 9-20 | .450 | 0-2 | .000 | 3-6 | .500 | 21 | 1.9 |
| WITTER, Austin..... | 30-96 | .313 | 23-75 | .307 | 1-2 | .500 | 84 | 2.5 | 18-60 | .300 | 15-48 | .313 | 0-0 | .000 | 51 | 3.2 |
| WILLIAMS, Jared..... | 2-19 | .105 | 2-12 | .167 | 6-8 | .750 | 12 | 1.2 | 1-2 | .500 | 1-2 | .500 | 0-0 | .000 | 3 | 3.0 |
| BUCK, R. J..... | 4-6 | .667 | 0-1 | .000 | 2-7 | .286 | 10 | 0.8 | 2-4 | .500 | 0-1 | .000 | 0-3 | .000 | 4 | 0.8 |
| POWELL, Adrian..... | 2-13 | .154 | 1-11 | .091 | 0-3 | .000 | 5 | 0.4 | 0-1 | .000 | 0-0 | .000 | 0-2 | .000 | 0 | 0.0 |
| SMITH, Lawrence..... | 2-14 | .143 | 0-4 | .000 | 1-4 | .250 | 5 | 0.3 | 1-4 | .250 | 0-0 | .000 | 1-2 | .500 | 3 | 0.3 |
| Total..... | 774-1931 | .401 | 265-863 | .307 | 428-686 | .624 | 2241 | 67.9 | 382-922 | .414 | 122-398 | .307 | 189-316 | .598 | 1075 | 67.2 |
| Opponents..... | 826-1985 | .416 | 252-740 | .341 | 472-660 | .715 | 2376 | 72.0 | 393-943 | .417 | 100-312 | .321 | 209-302 | .692 | 1095 | 68.4 |

| TOTALS | OVERALL STATISTICS | | | | | | | | | | CONFERENCE STATISTICS | | | | | | | | | |
|-----------------------|--------------------|-------|-------|-----|----|-----|-----|------|----|-----|-----------------------|-------|-------|-----|----|-----|-----|------|----|-----|
| | O-REB | D-REB | TOTAL | PF | FO | A | TO | A/TO | Hi | Pts | O-REB | D-REB | TOTAL | PF | FO | A | TO | A/TO | Hi | Pts |
| ALSTON, Tavarus..... | 15 | 67 | 82 | 64 | 1 | 128 | 92 | 1.4 | 25 | | 7 | 27 | 34 | 30 | 1 | 68 | 43 | 1.6 | 25 | |
| JOSHUA, Dwane..... | 37 | 82 | 119 | 71 | 5 | 36 | 76 | 0.5 | 31 | | 23 | 45 | 68 | 40 | 4 | 22 | 43 | 0.5 | 21 | |
| JOHNSON, Robert..... | 44 | 71 | 115 | 42 | 0 | 32 | 41 | 0.8 | 18 | | 27 | 27 | 54 | 16 | 0 | 15 | 21 | 0.7 | 18 | |
| SIMPSON, Nic..... | 16 | 57 | 73 | 58 | 0 | 40 | 52 | 0.8 | 22 | | 10 | 21 | 31 | 27 | 0 | 17 | 25 | 0.7 | 17 | |
| COLEMAN, Thomas..... | 99 | 175 | 274 | 80 | 1 | 43 | 54 | 0.8 | 19 | | 58 | 89 | 147 | 40 | 0 | 23 | 26 | 0.9 | 19 | |
| HILL, Marc..... | 3 | 37 | 40 | 26 | 0 | 70 | 53 | 1.3 | 18 | | 0 | 14 | 14 | 12 | 0 | 24 | 25 | 1.0 | 18 | |
| PORTER, James..... | 57 | 132 | 189 | 100 | 5 | 20 | 45 | 0.4 | 12 | | 24 | 58 | 82 | 45 | 1 | 5 | 20 | 0.3 | 10 | |
| UPCHURCH, DaMetrius.. | 31 | 43 | 74 | 32 | 0 | 7 | 24 | 0.3 | 11 | | 8 | 7 | 15 | 8 | 0 | 2 | 6 | 0.3 | 5 | |
| WITTER, Austin..... | 12 | 54 | 66 | 53 | 1 | 22 | 30 | 0.7 | 11 | | 9 | 33 | 42 | 26 | 0 | 12 | 11 | 1.1 | 9 | |
| WILLIAMS, Jared..... | 3 | 3 | 6 | 3 | 0 | 1 | 1 | 1.0 | 4 | | 1 | 0 | 1 | 0 | 0 | 0 | 0 | 0.0 | 3 | |
| BUCK, R. J..... | 5 | 4 | 9 | 5 | 0 | 5 | 3 | 1.7 | 2 | | 0 | 3 | 3 | 4 | 0 | 3 | 2 | 1.5 | 2 | |
| POWELL, Adrian..... | 6 | 5 | 11 | 9 | 0 | 1 | 11 | 0.1 | 3 | | 4 | 2 | 6 | 4 | 0 | 1 | 7 | 0.1 | 0 | |
| SMITH, Lawrence..... | 6 | 12 | 18 | 27 | 1 | 5 | 11 | 0.5 | 2 | | 5 | 10 | 15 | 14 | 0 | 2 | 5 | 0.4 | 2 | |
| Total..... | 403 | 821 | 1224 | 570 | 14 | 410 | 501 | 0.8 | 93 | | 216 | 379 | 595 | 266 | 6 | 194 | 235 | 0.8 | 93 | |
| Opponents..... | 444 | 900 | 1344 | 604 | - | 449 | 498 | 0.9 | 99 | | 224 | 397 | 621 | 287 | 4 | 182 | 231 | 0.8 | 84 | |

2009 Statistics

Combined Team Statistics

| ## | SUMMARY | GP-GS | Min | FG% | 3PT% | FT% | R/G | A/G | STL | BLK | PTS/G |
|----|-----------------------|-------|------|------|------|------|------|------|-----|-----|-------|
| 03 | ALSTON, Tavarus..... | 33-33 | 30.2 | .404 | .278 | .698 | 2.5 | 3.9 | 46 | 6 | 14.6 |
| 05 | JOSHUA, Dwane..... | 28-16 | 28.6 | .365 | .348 | .663 | 4.3 | 1.3 | 33 | 1 | 12.7 |
| 34 | JOHNSON, Robert..... | 28-28 | 28.3 | .425 | .310 | .763 | 4.1 | 1.1 | 29 | 16 | 10.4 |
| 12 | SIMPSON, Nic..... | 33-20 | 23.7 | .370 | .343 | .813 | 2.2 | 1.2 | 29 | 3 | 9.5 |
| 23 | COLEMAN, Thomas..... | 32-26 | 27.1 | .543 | .000 | .534 | 8.6 | 1.3 | 25 | 71 | 9.3 |
| 10 | HILL, Marc..... | 33-0 | 18.1 | .348 | .281 | .725 | 1.2 | 2.1 | 14 | 0 | 5.3 |
| 50 | PORTER, James..... | 33-7 | 19.2 | .438 | .000 | .389 | 5.7 | 0.6 | 12 | 45 | 4.3 |
| 33 | UPCHURCH, DaMetrius.. | 27-10 | 9.9 | .510 | .250 | .563 | 2.7 | 0.3 | 5 | 7 | 2.6 |
| 31 | WITTER, Austin..... | 33-15 | 15.7 | .313 | .307 | .500 | 2.0 | 0.7 | 13 | 12 | 2.5 |
| 20 | WILLIAMS, Jared..... | 10-2 | 8.0 | .105 | .167 | .750 | 0.6 | 0.1 | 2 | 0 | 1.2 |
| 01 | BUCK, R. J..... | 12-0 | 5.0 | .667 | .000 | .286 | 0.8 | 0.4 | 2 | 1 | 0.8 |
| 02 | POWELL, Adrian..... | 14-0 | 5.1 | .154 | .091 | .000 | 0.8 | 0.1 | 7 | 1 | 0.4 |
| 00 | SMITH, Lawrence..... | 19-8 | 7.2 | .143 | .000 | .250 | 0.9 | 0.3 | 2 | 1 | 0.3 |
| TM | TEAM..... | 33-0 | 0.0 | .000 | .000 | .000 | 4.5 | 0.0 | 0 | 0 | 0.0 |
| | Total..... | 33 | | .401 | .307 | .624 | 37.1 | 12.4 | 219 | 164 | 67.9 |
| | Opponents..... | 33 | | .416 | .341 | .715 | 40.7 | 13.6 | 248 | 112 | 72.0 |

| SCORING | GP | FG-FGA | FG% | 3FG-FGA | 3PT% | FT-FTA | FT% | PTS | PTS/G |
|-----------------------|----|----------|------|---------|------|---------|------|------|-------|
| ALSTON, Tavarus..... | 33 | 168-416 | .404 | 50-180 | .278 | 97-139 | .698 | 483 | 14.6 |
| JOSHUA, Dwane..... | 28 | 113-310 | .365 | 63-181 | .348 | 67-101 | .663 | 356 | 12.7 |
| JOHNSON, Robert..... | 28 | 111-261 | .425 | 39-126 | .310 | 29-38 | .763 | 290 | 10.4 |
| SIMPSON, Nic..... | 33 | 94-254 | .370 | 61-178 | .343 | 65-80 | .813 | 314 | 9.5 |
| COLEMAN, Thomas..... | 32 | 113-208 | .543 | 0-2 | .000 | 70-131 | .534 | 296 | 9.3 |
| HILL, Marc..... | 33 | 57-164 | .348 | 25-89 | .281 | 37-51 | .725 | 176 | 5.3 |
| PORTER, James..... | 33 | 53-121 | .438 | 0-0 | .000 | 35-90 | .389 | 141 | 4.3 |
| UPCHURCH, DaMetrius.. | 27 | 25-49 | .510 | 1-4 | .250 | 18-32 | .563 | 69 | 2.6 |
| WITTER, Austin..... | 33 | 30-96 | .313 | 23-75 | .307 | 1-2 | .500 | 84 | 2.5 |
| WILLIAMS, Jared..... | 10 | 2-19 | .105 | 2-12 | .167 | 6-8 | .750 | 12 | 1.2 |
| BUCK, R. J..... | 12 | 4-6 | .667 | 0-1 | .000 | 2-7 | .286 | 10 | 0.8 |
| POWELL, Adrian..... | 14 | 2-13 | .154 | 1-11 | .091 | 0-3 | .000 | 5 | 0.4 |
| SMITH, Lawrence..... | 19 | 2-14 | .143 | 0-4 | .000 | 1-4 | .250 | 5 | 0.3 |
| Total..... | 33 | 774-1931 | .401 | 265-863 | .307 | 428-686 | .624 | 2241 | 67.9 |
| Opponents..... | 33 | 826-1985 | .416 | 252-740 | .341 | 472-660 | .715 | 2376 | 72.0 |

| TOTALS | GP | REBOUNDS | | | | | | | | | |
|-----------------------|----|----------|-----|-----|------|-----|----|-----|-----|------|----|
| | | MIN | OFF | DEF | TOT | PF | FO | A | TO | A/TO | HI |
| ALSTON, Tavarus..... | 33 | 997 | 15 | 67 | 82 | 64 | 1 | 128 | 92 | 1.4 | 25 |
| JOSHUA, Dwane..... | 28 | 801 | 37 | 82 | 119 | 71 | 5 | 36 | 76 | 0.5 | 31 |
| JOHNSON, Robert..... | 28 | 792 | 44 | 71 | 115 | 42 | 0 | 32 | 41 | 0.8 | 18 |
| SIMPSON, Nic..... | 33 | 782 | 16 | 57 | 73 | 58 | 0 | 40 | 52 | 0.8 | 22 |
| COLEMAN, Thomas..... | 32 | 868 | 99 | 175 | 274 | 80 | 1 | 43 | 54 | 0.8 | 19 |
| HILL, Marc..... | 33 | 597 | 3 | 37 | 40 | 26 | 0 | 70 | 53 | 1.3 | 18 |
| PORTER, James..... | 33 | 633 | 57 | 132 | 189 | 100 | 5 | 20 | 45 | 0.4 | 12 |
| UPCHURCH, DaMetrius.. | 27 | 268 | 31 | 43 | 74 | 32 | 0 | 7 | 24 | 0.3 | 11 |
| WITTER, Austin..... | 33 | 517 | 12 | 54 | 66 | 53 | 1 | 22 | 30 | 0.7 | 11 |
| WILLIAMS, Jared..... | 10 | 80 | 3 | 3 | 6 | 3 | 0 | 1 | 1 | 1.0 | 4 |
| BUCK, R. J..... | 12 | 60 | 5 | 4 | 9 | 5 | 0 | 5 | 3 | 1.7 | 2 |
| POWELL, Adrian..... | 14 | 72 | 6 | 5 | 11 | 9 | 0 | 1 | 11 | 0.1 | 3 |
| SMITH, Lawrence..... | 19 | 137 | 6 | 12 | 18 | 27 | 1 | 5 | 11 | 0.5 | 2 |
| Total..... | 33 | 6604 | 403 | 821 | 1224 | 570 | 14 | 410 | 501 | 0.8 | 93 |
| Opponents..... | 33 | 6625 | 444 | 900 | 1344 | 604 | - | 449 | 498 | 0.9 | 99 |



2009 Statistics

CATEGORY LEADERS

| FG PERCENTAGE | FG ATT | Pct |
|-----------------------|---------|------|
| BUCK, R. J. | 4 6 | .667 |
| COLEMAN, Thomas | 113 208 | .543 |
| UPCHURCH, DaMetrius.. | 25 49 | .510 |
| PORTER, James | 53 121 | .438 |
| JOHNSON, Robert | 111 261 | .425 |
| ALSTON, Tavarus | 168 416 | .404 |
| SIMPSON, Nic | 94 254 | .370 |
| JOSHUA, Dwane | 113 310 | .365 |
| HILL, Marc | 57 164 | .348 |
| WITTER, Austin | 30 96 | .313 |
| POWELL, Adrian | 2 13 | .154 |
| SMITH, Lawrence | 2 14 | .143 |

| 3-POINT PERCENTAGE | 3FG ATT | Pct |
|-----------------------|---------|------|
| JOSHUA, Dwane | 63 181 | .348 |
| SIMPSON, Nic | 61 178 | .343 |
| JOHNSON, Robert | 39 126 | .310 |
| WITTER, Austin | 23 75 | .307 |
| HILL, Marc | 25 89 | .281 |
| ALSTON, Tavarus | 50 180 | .278 |
| UPCHURCH, DaMetrius.. | 1 4 | .250 |
| WILLIAMS, Jared | 2 12 | .167 |
| POWELL, Adrian | 1 11 | .091 |
| BUCK, R. J. | 0 1 | .000 |
| SMITH, Lawrence | 0 4 | .000 |
| COLEMAN, Thomas | 0 2 | .000 |

| FT PERCENTAGE | FT ATT | Pct |
|-----------------------|--------|------|
| SIMPSON, Nic | 65 80 | .813 |
| JOHNSON, Robert | 29 38 | .763 |
| WILLIAMS, Jared | 6 8 | .750 |
| HILL, Marc | 37 51 | .725 |
| ALSTON, Tavarus | 97 139 | .698 |
| JOSHUA, Dwane | 67 101 | .663 |
| UPCHURCH, DaMetrius.. | 18 32 | .563 |
| COLEMAN, Thomas | 70 131 | .534 |
| WITTER, Austin | 1 2 | .500 |
| PORTER, James | 35 90 | .389 |
| BUCK, R. J. | 2 7 | .286 |
| SMITH, Lawrence | 1 4 | .250 |

| POINTS | G | Pts | Pts/G |
|-----------------------|----|-----|-------|
| ALSTON, Tavarus | 33 | 483 | 14.6 |
| JOSHUA, Dwane | 28 | 356 | 12.7 |
| SIMPSON, Nic | 33 | 314 | 9.5 |
| COLEMAN, Thomas | 32 | 296 | 9.3 |
| JOHNSON, Robert | 28 | 290 | 10.4 |
| HILL, Marc | 33 | 176 | 5.3 |
| PORTER, James | 33 | 141 | 4.3 |
| WITTER, Austin | 33 | 84 | 2.5 |
| UPCHURCH, DaMetrius.. | 27 | 69 | 2.6 |
| WILLIAMS, Jared | 10 | 12 | 1.2 |
| BUCK, R. J. | 12 | 10 | 0.8 |
| SMITH, Lawrence | 19 | 5 | 0.3 |
| POWELL, Adrian | 14 | 5 | 0.4 |

| FIELD GOAL ATTEMPTS | G | Att | Att/G |
|-----------------------|----|-----|-------|
| ALSTON, Tavarus | 33 | 416 | 12.6 |
| JOSHUA, Dwane | 28 | 310 | 11.1 |
| JOHNSON, Robert | 28 | 261 | 9.3 |
| SIMPSON, Nic | 33 | 254 | 7.7 |
| COLEMAN, Thomas | 32 | 208 | 6.5 |

| FIELD GOALS MADE | G | Made | Made/G |
|-----------------------|----|------|--------|
| ALSTON, Tavarus | 33 | 168 | 5.1 |
| JOSHUA, Dwane | 28 | 113 | 4.0 |
| COLEMAN, Thomas | 32 | 113 | 3.5 |
| JOHNSON, Robert | 28 | 111 | 4.0 |
| SIMPSON, Nic | 33 | 94 | 2.8 |

| 3-POINT FG ATTEMPTS | G | Att | Att/G |
|-----------------------|----|-----|-------|
| JOSHUA, Dwane | 28 | 181 | 6.5 |
| ALSTON, Tavarus | 33 | 180 | 5.5 |
| SIMPSON, Nic | 33 | 178 | 5.4 |
| JOHNSON, Robert | 28 | 126 | 4.5 |
| HILL, Marc | 33 | 89 | 2.7 |

| 3-POINT FGS MADE | G | Made | Made/G |
|-----------------------|----|------|--------|
| JOSHUA, Dwane | 28 | 63 | 2.3 |
| SIMPSON, Nic | 33 | 61 | 1.8 |
| ALSTON, Tavarus | 33 | 50 | 1.5 |
| JOHNSON, Robert | 28 | 39 | 1.4 |
| HILL, Marc | 33 | 25 | 0.8 |

| FREE THROW ATTEMPTS | G | Att | Att/G |
|-----------------------|----|-----|-------|
| ALSTON, Tavarus | 33 | 139 | 4.2 |
| COLEMAN, Thomas | 32 | 131 | 4.1 |
| JOSHUA, Dwane | 28 | 101 | 3.6 |
| PORTER, James | 33 | 90 | 2.7 |
| SIMPSON, Nic | 33 | 80 | 2.4 |

| FREE THROWS MADE | G | Made | Made/G |
|-----------------------|----|------|--------|
| ALSTON, Tavarus | 33 | 97 | 2.9 |
| COLEMAN, Thomas | 32 | 70 | 2.2 |
| JOSHUA, Dwane | 28 | 67 | 2.4 |
| SIMPSON, Nic | 33 | 65 | 2.0 |
| HILL, Marc | 33 | 37 | 1.1 |

| SCORING AVERAGE | G | Pts | Avg/G |
|-----------------------|----|-----|-------|
| ALSTON, Tavarus | 33 | 483 | 14.6 |
| JOSHUA, Dwane | 28 | 356 | 12.7 |
| JOHNSON, Robert | 28 | 290 | 10.4 |
| SIMPSON, Nic | 33 | 314 | 9.5 |
| COLEMAN, Thomas | 32 | 296 | 9.3 |
| HILL, Marc | 33 | 176 | 5.3 |
| PORTER, James | 33 | 141 | 4.3 |
| UPCHURCH, DaMetrius.. | 27 | 69 | 2.6 |
| WITTER, Austin | 33 | 84 | 2.5 |
| WILLIAMS, Jared | 10 | 12 | 1.2 |
| BUCK, R. J. | 12 | 10 | 0.8 |
| POWELL, Adrian | 14 | 5 | 0.4 |

| REBOUNDS | G | Reb | Reb/G |
|-----------------------|----|-----|-------|
| COLEMAN, Thomas | 32 | 274 | 8.6 |
| PORTER, James | 33 | 189 | 5.7 |
| JOSHUA, Dwane | 28 | 119 | 4.3 |
| JOHNSON, Robert | 28 | 115 | 4.1 |
| ALSTON, Tavarus | 33 | 82 | 2.5 |

| REBOUND AVERAGE | G | Reb | Avg/G |
|-----------------------|----|-----|-------|
| COLEMAN, Thomas | 32 | 274 | 8.6 |
| PORTER, James | 33 | 189 | 5.7 |
| JOSHUA, Dwane | 28 | 119 | 4.3 |
| JOHNSON, Robert | 28 | 115 | 4.1 |
| UPCHURCH, DaMetrius.. | 27 | 74 | 2.7 |

| OFFENSIVE REBOUNDS | G | No. | Avg/G |
|-----------------------|----|-----|-------|
| COLEMAN, Thomas | 32 | 99 | 3.1 |
| PORTER, James | 33 | 57 | 1.7 |
| JOHNSON, Robert | 28 | 44 | 1.6 |
| JOSHUA, Dwane | 28 | 37 | 1.3 |
| UPCHURCH, DaMetrius.. | 27 | 31 | 1.1 |

| DEFENSIVE REBOUNDS | G | No. | Avg/G |
|-----------------------|----|-----|-------|
| COLEMAN, Thomas | 32 | 175 | 5.5 |
| PORTER, James | 33 | 132 | 4.0 |
| JOSHUA, Dwane | 28 | 82 | 2.9 |
| JOHNSON, Robert | 28 | 71 | 2.5 |
| ALSTON, Tavarus | 33 | 67 | 2.0 |

| FOULS | G | No. | Per/G |
|-----------------------|----|-----|-------|
| PORTER, James | 33 | 100 | 3.0 |
| COLEMAN, Thomas | 32 | 80 | 2.5 |
| JOSHUA, Dwane | 28 | 71 | 2.5 |
| ALSTON, Tavarus | 33 | 64 | 1.9 |
| SIMPSON, Nic | 33 | 58 | 1.8 |

| FOULOUTS | G | No. |
|-----------------------|----|-----|
| PORTER, James | 33 | 5 |
| JOSHUA, Dwane | 28 | 5 |
| ALSTON, Tavarus | 33 | 1 |
| SMITH, Lawrence | 19 | 1 |
| WITTER, Austin | 33 | 1 |
| COLEMAN, Thomas | 32 | 1 |

| ASSISTS | G | No. | A/G |
|-----------------------|----|-----|-----|
| ALSTON, Tavarus | 33 | 128 | 3.9 |
| HILL, Marc | 33 | 70 | 2.1 |
| COLEMAN, Thomas | 32 | 43 | 1.3 |
| SIMPSON, Nic | 33 | 40 | 1.2 |
| JOSHUA, Dwane | 28 | 36 | 1.3 |

| STEALS | G | No. | S/G |
|-----------------------|----|-----|-----|
| ALSTON, Tavarus | 33 | 46 | 1.4 |
| JOSHUA, Dwane | 28 | 33 | 1.2 |
| JOHNSON, Robert | 28 | 29 | 1.0 |
| SIMPSON, Nic | 33 | 29 | 0.9 |
| COLEMAN, Thomas | 32 | 25 | 0.8 |

| BLOCKED SHOTS | G | No. | Blk/G |
|-----------------------|----|-----|-------|
| COLEMAN, Thomas | 32 | 71 | 2.2 |
| PORTER, James | 33 | 45 | 1.4 |
| JOHNSON, Robert | 28 | 16 | 0.6 |
| WITTER, Austin | 33 | 12 | 0.4 |
| UPCHURCH, DaMetrius.. | 27 | 7 | 0.3 |

| MINUTES | G | No. | Min/G |
|-----------------------|----|-----|-------|
| ALSTON, Tavarus | 33 | 997 | 30.2 |
| COLEMAN, Thomas | 32 | 868 | 27.1 |
| JOSHUA, Dwane | 28 | 801 | 28.6 |
| JOHNSON, Robert | 28 | 792 | 28.3 |
| SIMPSON, Nic | 33 | 782 | 23.7 |

| TURNOVERS | G | No. | TO/G |
|-----------------------|----|-----|------|
| ALSTON, Tavarus | 33 | 92 | 2.8 |
| JOSHUA, Dwane | 28 | 76 | 2.7 |
| COLEMAN, Thomas | 32 | 54 | 1.7 |
| HILL, Marc | 33 | 53 | 1.6 |
| SIMPSON, Nic | 33 | 52 | 1.6 |

2009 Statistics

GAME-BY-GAME HIGHS

| Opponent | Date | Score | WL | POINTS | REBOUNDS | ASSISTS | STEALS | BLOCKED SHOTS |
|--------------------------------|----------------------|----------------|-----------|---------------------------------------|---|---|--|---|
| BREVARD COLLEGE at Marshall | 11/13/09 11/15/09 | 92-63 63-79 | W L | 21-SIMPSON, Nic 16-JOHNSON, Rober | 14-COLEMAN, Thoma 13-COLEMAN, Thoma | 5-ALSTON, Tavaru 4-ALSTON, Tavaru | 4-ALSTON, Tavaru 2-JOHNSON, Rober WITTER, Austin | 5-COLEMAN, Thoma 1-COLEMAN, Thoma PORTER, James JOHNSON, Rober |
| at Ohio | 11/17/09 | 82-93 | L | 22-SIMPSON, Nic | 8-UPCHURCH, DaMe COLEMAN, Thoma | 5-ALSTON, Tavaru | 2-JOHNSON, Rober | 2-UPCHURCH, DaMe |
| DEMBB910 | 11/20/09 | 67-53 | W | 12-COLEMAN, Thoma | 12-COLEMAN, Thoma | 3-SIMPSON, Nic | 2-SIMPSON, Nic ALSTON, Tavaru | 4-COLEMAN, Thoma |
| MT | 11/23/09 | 65-56 | W | 18-JOSHUA, Dwane | 8-JOSHUA, Dwane | 7-HILL, Marc | 2-ALSTON, Tavaru | 2-COLEMAN, Thoma PORTER, James |
| at UTEP | 11/25/09 | 66-81 | L | 21-JOSHUA, Dwane | 6-JOSHUA, Dwane | 6-HILL, Marc | 1-JOSHUA, Dwane HILL, Marc ALSTON, Tavaru COLEMAN, Thoma | 1-COLEMAN, Thoma PORTER, James |
| at New Mexico State | 11/26/09 | 68-84 | L | 15-JOHNSON, Rober | 7-PORTER, James COLEMAN, Thoma | 3-ALSTON, Tavaru SIMPSON, Nic COLEMAN, Thoma | 3-COLEMAN, Thoma | 1-PORTER, James COLEMAN, Thoma |
| at Lamar | 11-28-09 | 73-74 | L | 24-ALSTON, Tavaru | 7-PORTER, James | 6-ALSTON, Tavaru | 3-JOHNSON, Rober | 3-COLEMAN, Thoma |
| at Norfolk State | 12/05/09 | 93-84 | WO | 25-ALSTON, Tavaru | 10-PORTER, James COLEMAN, Thoma | 5-ALSTON, Tavaru | 1-JOSHUA, Dwane ALSTON, Tavaru | 4-COLEMAN, Thoma |
| at Northwestern | 12/13/09 | 65-90 | L | 16-COLEMAN, Thoma | 10-COLEMAN, Thoma | 5-ALSTON, Tavaru | 1-WILLIAMS, Jare POWELL, Adrian WITTER, Austin | 3-COLEMAN, Thoma |
| at University of Miami | 12/21/09 | 59-80 | L | 14-JOSHUA, Dwane | 7-COLEMAN, Thoma | 3-JOSHUA, Dwane | 2-JOHNSON, Rober | 3-PORTER, James |
| at Tennessee | 12/23/09 | 78-99 | L | 20-JOSHUA, Dwane | 11-PORTER, James | 5-HILL, Marc ALSTON, Tavaru | 4-JOSHUA, Dwane | 4-COLEMAN, Thoma |
| at Tulane | 12/30/09 | 54-78 | L | 18-ALSTON, Tavaru | 11-PORTER, James | 5-HILL, Marc | 2-POWELL, Adrian | 2-COLEMAN, Thoma |
| C-NM | 1/5/10 | 81-74 | W | 31-JOSHUA, Dwane | 10-JOSHUA, Dwane | 6-ALSTON, Tavaru | 2-HILL, Marc | 6-PORTER, James |
| at Florida A&M | 1/9/10 | 66-70 | L | 19-COLEMAN, Thoma | 11-COLEMAN, Thoma | 5-HILL, Marc | 3-ALSTON, Tavaru | 3-COLEMAN, Thoma |
| at Bethune-Cookman | 1/11/10 | 65-66 | L | 15-JOSHUA, Dwane | 6-PORTER, James COLEMAN, Thoma | 4-ALSTON, Tavaru | 2-WITTER, Austin HILL, Marc | 5-COLEMAN, Thoma |
| HOWARD HAMPTON | 1/16/10 1/18/10 | 77-82 55-65 | L L | 19-ALSTON, Tavaru 18-JOSHUA, Dwane | 9-JOSHUA, Dwane 10-COLEMAN, Thoma | 5-ALSTON, Tavaru 4-ALSTON, Tavaru | 2-JOSHUA, Dwane 1-COLEMAN, Thoma SIMPSON, Nic JOSHUA, Dwane | 4-PORTER, James 1-PORTER, James COLEMAN, Thoma |
| at South Carolina State | 01/23/10 | 67-58 | W | 18-ALSTON, Tavaru | 7-COLEMAN, Thoma | 7-WITTER, Austin | 2-HILL, Marc | 3-PORTER, James |
| at Winston-Salem State | 1/25/10 | 57-59 | L | 17-ALSTON, Tavaru | 7-COLEMAN, Thoma | 3-SIMPSON, Nic ALSTON, Tavaru | 4-SIMPSON, Nic | 2-COLEMAN, Thoma JOHNSON, Rober |
| COPPIN STATE | 1/31/10 | 67-62 | W | 17-ALSTON, Tavaru | 6-COLEMAN, Thoma PORTER, James JOHNSON, Rober | 5-ALSTON, Tavaru | 5-SIMPSON, Nic ALSTON, Tavaru | 1-WITTER, Austin ALSTON, Tavaru |
| MSU | 2/1/10 | 65-74 | L | 23-ALSTON, Tavaru | 9-PORTER, James | 3-HILL, Marc ALSTON, Tavaru | 2-JOSHUA, Dwane | 2-COLEMAN, Thoma |
| DSUM | 2/6/10 | 65-54 | W | 17-JOHNSON, Rober | 11-COLEMAN, Thoma | 4-JOSHUA, Dwane ALSTON, Tavaru COLEMAN, Thoma | 3-JOHNSON, Rober | 2-PORTER, James COLEMAN, Thoma |
| UMESM | 2/8/10 | 52-62 | L | 15-JOSHUA, Dwane | 8-COLEMAN, Thoma | 5-ALSTON, Tavaru | 3-JOSHUA, Dwane | 3-COLEMAN, Thoma |
| at Howard | 2/13/10 | 49-59 | L | 13-HILL, Marc | 11-COLEMAN, Thoma | 3-ALSTON, Tavaru | 4-COLEMAN, Thoma | 1-COLEMAN, Thoma |
| at Hampton | 2/15/10 | 69-65 | W | 13-JOHNSON, Rober | 11-COLEMAN, Thoma | 6-ALSTON, Tavaru | 3-ALSTON, Tavaru | 1-WITTER, Austin JOSHUA, Dwane PORTER, James |
| Opponent | Date | Score | WL | POINTS | REBOUNDS | ASSISTS | STEALS | BLOCKED SHOTS |
| SOUTH CAROLINA STATE | 2/17/10 | 87-69 | W | 23-ALSTON, Tavaru | 8-COLEMAN, Thoma | 6-ALSTON, Tavaru | 3-ALSTON, Tavaru | COLEMAN, Thoma 3-PORTER, James COLEMAN, Thoma |
| WINSTON-SALEM STATE | 2/22/10 | 74-79 | L | 20-ALSTON, Tavaru | 11-PORTER, James | 4-ALSTON, Tavaru JOHNSON, Rober | 4-ALSTON, Tavaru | 2-COLEMAN, Thoma |
| at Coppin State | 2/27/10 | 65-77 | L | 18-JOHNSON, Rober | 13-COLEMAN, Thoma | 6-ALSTON, Tavaru | 2-JOSHUA, Dwane | 3-PORTER, James |
| at MSU | 3/1/2010 | 67-81 | L | 16-COLEMAN, Thoma ALSTON, Tavaru | 14-COLEMAN, Thoma | 4-JOHNSON, Rober | 3-JOSHUA, Dwane | 2-COLEMAN, Thoma |
| NORFOLK STATE | 3/4/10 | 66-67 | L | 13-SIMPSON, Nic JOSHUA, Dwane | 8-PORTER, James | 4-ALSTON, Tavaru | 2-ALSTON, Tavaru | 4-COLEMAN, Thoma |
| vs Howard | 03/09/10 | 65-55 | W | 21-SIMPSON, Nic | 14-COLEMAN, Thoma | 2-ALSTON, Tavaru HILL, Marc | 2-SIMPSON, Nic | 2-COLEMAN, Thoma |
| vs MSU | 03/10/10 | 57-84 | L | 17-SIMPSON, Nic | 4-PORTER, James | 2-COLEMAN, Thoma BUCK, R. J. | 2-COLEMAN, Thoma | 1-SIMPSON, Nic COLEMAN, Thoma |

2009 Statistics

TEAM HIGH/LOW ANALYSIS

Team Game Highs

| | | |
|----------------------------|--------------|-----------------------------------|
| POINTS..... | 93 | at Norfolk State (12/05/09) |
| | 92 | vs Brevard College (11/13/09) |
| | 87 | vs South Carolina State (2/17/10) |
| | 82 | at Ohio (11/17/09) |
| | 81 | vs C-NM (1/5/10) |
| FIELD GOALS MADE..... | 31 | vs South Carolina State (2/17/10) |
| | 31 | vs Howard (1/16/10) |
| | 31 | at Norfolk State (12/05/09) |
| | 31 | vs Brevard College (11/13/09) |
| FIELD GOAL ATTEMPTS..... | 75 | vs Brevard College (11/13/09) |
| | 72 | at Norfolk State (12/05/09) |
| FIELD GOAL PERCENTAGE..... | .561 (23-41) | vs DSUM (2/6/10) |
| | .534 (31-58) | vs South Carolina State (2/17/10) |
| 3 PT FIELD GOALS MADE..... | 15 | vs Brevard College (11/13/09) |
| | 12 | vs MT (11/23/09) |
| 3 PT FG ATTEMPTS..... | 39 | at New Mexico State (11/26/09) |
| | 39 | vs Brevard College (11/13/09) |
| 3 PT FG PERCENTAGE..... | .571 (8-14) | vs DSUM (2/6/10) |
| | .440 (11-25) | vs C-NM (1/5/10) |
| | .440 (11-25) | at Lamar (11-28-09) |
| FREE THROWS MADE..... | 26 | vs Howard (03/09/10) |
| | 20 | vs Norfolk State (3/4/10) |
| | 20 | at Northwestern (12/13/09) |
| | 20 | at Norfolk State (12/05/09) |
| | 20 | at Ohio (11/17/09) |
| FREE THROW ATTEMPTS..... | 39 | vs Howard (03/09/10) |
| | 33 | at Norfolk State (12/05/09) |
| FREE THROW PERCENTAGE..... | .833 (10-12) | at Lamar (11-28-09) |
| | .786 (11-14) | vs UMESM (2/8/10) |
| REBOUNDS..... | 59 | vs DEMBB910 (11/20/09) |
| | 47 | vs Brevard College (11/13/09) |
| ASSISTS..... | 18 | vs DSUM (2/6/10) |
| | 18 | vs C-NM (1/5/10) |
| | 18 | vs MT (11/23/09) |
| STEALS..... | 14 | vs Coppin State (1/31/10) |
| | 12 | vs Winston-Salem State (2/22/10) |
| BLOCKED SHOTS..... | 10 | vs Brevard College (11/13/09) |
| | 9 | vs C-NM (1/5/10) |
| TURNOVERS..... | 34 | at Tennessee (12/23/09) |
| | 25 | at Winston-Salem State (1/25/10) |
| FOULS..... | 25 | at Winston-Salem State (1/25/10) |
| | 24 | vs South Carolina State (2/17/10) |
| | 24 | at Norfolk State (12/05/09) |

Opponent Game Highs

| | | |
|----------------------------|--------------|-----------------------------------|
| POINTS..... | 99 | at Tennessee (12/23/09) |
| | 93 | at Ohio (11/17/09) |
| | 90 | at Northwestern (12/13/09) |
| | 84 | vs MSU (03/10/10) |
| | 84 | at Norfolk State (12/05/09) |
| | 84 | at New Mexico State (11/26/09) |
| FIELD GOALS MADE..... | 37 | at Tennessee (12/23/09) |
| | 34 | vs MSU (03/10/10) |
| FIELD GOAL ATTEMPTS..... | 82 | at Tennessee (12/23/09) |
| | 76 | at Norfolk State (12/05/09) |
| FIELD GOAL PERCENTAGE..... | .540 (34-63) | vs MSU (03/10/10) |
| | .509 (27-53) | at UTEP (11/25/09) |
| 3 PT FIELD GOALS MADE..... | 20 | at Northwestern (12/13/09) |
| | 13 | at Tulane (12/30/09) |
| 3 PT FG ATTEMPTS..... | 47 | at Northwestern (12/13/09) |
| | 33 | at Tulane (12/30/09) |
| | 33 | vs DEMBB910 (11/20/09) |
| 3 PT FG PERCENTAGE..... | .600 (12-20) | vs Winston-Salem State (2/22/10) |
| | .550 (11-20) | at MSU (3/1/2010) |
| FREE THROWS MADE..... | 28 | at New Mexico State (11/26/09) |
| | 22 | vs South Carolina State (2/17/10) |
| FREE THROW ATTEMPTS..... | 32 | at New Mexico State (11/26/09) |
| | 30 | vs MSU (2/1/10) |
| FREE THROW PERCENTAGE..... | .889 (16-18) | at Coppin State (2/27/10) |
| | .875 (28-32) | at New Mexico State (11/26/09) |
| | .875 (14-16) | vs Norfolk State (3/4/10) |
| REBOUNDS..... | 51 | vs MSU (2/1/10) |
| | 51 | at Norfolk State (12/05/09) |
| ASSISTS..... | 26 | at Tennessee (12/23/09) |
| | 24 | at Northwestern (12/13/09) |
| STEALS..... | 21 | at Tennessee (12/23/09) |
| | 13 | at Winston-Salem State (1/25/10) |
| BLOCKED SHOTS..... | 9 | at MSU (3/1/2010) |
| | 8 | at Lamar (11-28-09) |
| TURNOVERS..... | 23 | at Tennessee (12/23/09) |
| | 22 | vs Brevard College (11/13/09) |
| FOULS..... | 24 | vs DEMBB910 (11/20/09) |
| | 23 | vs Howard (03/09/10) |
| | 23 | vs Norfolk State (3/4/10) |
| | 23 | vs C-NM (1/5/10) |
| | 23 | at Tennessee (12/23/09) |
| | 23 | at Norfolk State (12/05/09) |
| | 23 | vs Brevard College (11/13/09) |

Game Lows

| | | |
|----------------------------|--------------|----------------------------------|
| POINTS..... | 49 | at Howard (2/13/10) |
| | 52 | vs UMESM (2/8/10) |
| | 54 | at Tulane (12/30/09) |
| | 55 | vs Hampton (1/18/10) |
| | 57 | at Winston-Salem State (1/25/10) |
| | 57 | vs MSU (03/10/10) |
| FIELD GOALS MADE..... | 17 | vs UMESM (2/8/10) |
| | 18 | at Winston-Salem State (1/25/10) |
| | 18 | at Howard (2/13/10) |
| | 18 | vs Howard (03/09/10) |
| | 41 | vs DSUM (2/6/10) |
| | 46 | at Bethune-Cookman (1/11/10) |
| FIELD GOAL PERCENTAGE..... | .304 (17-56) | vs UMESM (2/8/10) |
| | .311 (19-61) | at Marshall (11/15/09) |
| 3 PT FIELD GOALS MADE..... | 3 | vs DEMBB910 (11/20/09) |
| | 3 | at Howard (2/13/10) |
| | 3 | vs Howard (03/09/10) |
| 3 PT FG ATTEMPTS..... | 11 | vs Howard (03/09/10) |
| | 14 | vs DSUM (2/6/10) |
| 3 PT FG PERCENTAGE..... | .125 (3-24) | at Howard (2/13/10) |
| | .188 (3-16) | vs DEMBB910 (11/20/09) |
| FREE THROWS MADE..... | 6 | at Tulane (12/30/09) |
| | 6 | at Coppin State (2/27/10) |
| | 8 | at Coppin State (2/27/10) |
| | 11 | at New Mexico State (11/26/09) |
| FREE THROW PERCENTAGE..... | .412 (7-17) | vs Howard (1/16/10) |
| | .462 (12-26) | at Hampton (2/15/10) |
| REBOUNDS..... | 26 | vs MSU (03/10/10) |
| | 28 | at UTEP (11/25/09) |
| | 28 | at Bethune-Cookman (1/11/10) |
| ASSISTS..... | 6 | vs Howard (03/09/10) |
| | 7 | at Howard (2/13/10) |
| | 7 | vs MSU (03/10/10) |
| STEALS..... | 2 | at Norfolk State (12/05/09) |
| | 3 | at Northwestern (12/13/09) |
| | 3 | vs Hampton (1/18/10) |
| BLOCKED SHOTS..... | 1 | at Howard (2/13/10) |
| | 2 | at UTEP (11/25/09) |
| | 2 | at New Mexico State (11/26/09) |
| | 2 | vs Hampton (1/18/10) |
| | 2 | vs Coppin State (1/31/10) |
| | 2 | vs MSU (03/10/10) |
| TURNOVERS..... | 6 | vs Howard (03/09/10) |
| | 7 | vs Norfolk State (3/4/10) |
| FOULS..... | 10 | vs DEMBB910 (11/20/09) |
| | 11 | at Tulane (12/30/09) |

Opponent Game Lows

| | | |
|----------------------------|--------------|------------------------------------|
| POINTS..... | 53 | vs DEMBB910 (11/20/09) |
| | 54 | vs DSUM (2/6/10) |
| | 55 | vs Howard (03/09/10) |
| | 56 | vs MT (11/23/09) |
| | 58 | at South Carolina State (01/23/10) |
| FIELD GOALS MADE..... | 17 | vs DEMBB910 (11/20/09) |
| | 17 | vs MT (11/23/09) |
| FIELD GOAL ATTEMPTS..... | 50 | vs Hampton (1/18/10) |
| | 53 | at UTEP (11/25/09) |
| FIELD GOAL PERCENTAGE..... | .304 (17-56) | vs MT (11/23/09) |
| | .309 (17-55) | vs DEMBB910 (11/20/09) |
| 3 PT FIELD GOALS MADE..... | 2 | vs Brevard College (11/13/09) |
| | 3 | at Florida A&M (1/9/10) |
| | 3 | at South Carolina State (01/23/10) |
| | 3 | vs South Carolina State (2/17/10) |
| | 3 | vs Norfolk State (3/4/10) |
| 3 PT FG ATTEMPTS..... | 11 | at Bethune-Cookman (1/11/10) |
| | 13 | at Coppin State (2/27/10) |
| 3 PT FG PERCENTAGE..... | .118 (2-17) | vs Brevard College (11/13/09) |
| | .136 (3-22) | at South Carolina State (01/23/10) |
| FREE THROWS MADE..... | 2 | vs DSUM (2/6/10) |
| | 4 | at MSU (3/1/2010) |
| FREE THROW ATTEMPTS..... | 7 | vs DSUM (2/6/10) |
| | 8 | at MSU (3/1/2010) |
| FREE THROW PERCENTAGE..... | .286 (2-7) | vs DSUM (2/6/10) |
| | .500 (4-8) | at MSU (3/1/2010) |
| | .500 (11-22) | at Norfolk State (12/05/09) |
| REBOUNDS..... | 30 | vs South Carolina State (2/17/10) |
| | 31 | vs DSUM (2/6/10) |
| | 31 | at Hampton (2/15/10) |
| ASSISTS..... | 5 | vs MT (11/23/09) |
| | 5 | vs C-NM (1/5/10) |
| STEALS..... | 1 | at Marshall (11/15/09) |
| | 3 | at New Mexico State (11/26/09) |
| | 3 | vs Howard (03/09/10) |
| BLOCKED SHOTS..... | 0 | vs MT (11/23/09) |
| | 1 | vs DEMBB910 (11/20/09) |
| | 1 | vs C-NM (1/5/10) |
| | 1 | at Bethune-Cookman (1/11/10) |
| | 1 | vs Howard (1/16/10) |
| | 1 | vs Hampton (1/18/10) |
| | 1 | at South Carolina State (01/23/10) |
| | 1 | vs Coppin State (1/31/10) |
| | 1 | vs DSUM (2/6/10) |
| TURNOVERS..... | 10 | vs Howard (1/16/10) |
| | 11 | at Marshall (11/15/09) |
| | 11 | at Northwestern (12/13/09) |
| | 11 | vs Norfolk State (3/4/10) |
| FOULS..... | 12 | at Lamar (11-28-09) |
| | 12 | at University of Miami (12/21/09) |
| | 12 | at Tulane (12/30/09) |

2009 Statistics

HIGH/LOW ANALYSIS

Individual Game Highs

| | | |
|-------------------------------|---------------|--|
| POINTS..... | 31 | JOSHUA,Dwane vs C-NM (1/5/10) |
| | 25 | ALSTON,Tavarus at Norfolk State (12/05/09) |
| | 24 | ALSTON,Tavarus at Lamar (11-28-09) |
| | 23 | ALSTON,Tavarus vs South Carolina State (2/17/10) |
| | 23 | ALSTON,Tavarus vs MSU (2/1/10) |
| FIELD GOALS MADE..... | 11 | JOSHUA,Dwane vs C-NM (1/5/10) |
| | 9 | ALSTON,Tavarus vs South Carolina State (2/17/10) |
| | 9 | ALSTON,Tavarus vs MSU (2/1/10) |
| | 9 | ALSTON,Tavarus vs Howard (1/16/10) |
| | 9 | ALSTON,Tavarus at Lamar (11-28-09) |
| FIELD GOAL ATT..... | 21 | ALSTON,Tavarus at Coppin State (2/27/10) |
| | 20 | ALSTON,Tavarus at Norfolk State (12/05/09) |
| | 20 | ALSTON,Tavarus at Lamar (11-28-09) |
| FG PCT (min 5 made)..... | 1.000 (6-6) | JOHNSON,Robert vs DSUM (2/6/10) |
| | 1.000 (5-5) | COLEMAN,Thomas at New Mexico State (11/26/09) |
| 3 PT FG MADE..... | 6 | JOSHUA,Dwane at UTEP (11/25/09) |
| | 5 | SIMPSON,Nic vs Howard (1/16/10) |
| | 5 | JOSHUA,Dwane vs C-NM (1/5/10) |
| | 5 | JOSHUA,Dwane at Lamar (11-28-09) |
| | 5 | SIMPSON,Nic vs Brevard College (11/13/09) |
| 3 PT FG ATTEMPTS..... | 15 | JOSHUA,Dwane at Norfolk State (12/05/09) |
| | 11 | JOSHUA,Dwane vs UMESM (2/8/10) |
| | 11 | JOSHUA,Dwane at New Mexico State (11/26/09) |
| | 11 | SIMPSON,Nic at Ohio (11/17/09) |
| | 11 | ALSTON,Tavarus vs Brevard College (11/13/09) |
| 3-PT FG PCT (min 2 made)..... | 1.000 (4-4) | SIMPSON,Nic at Norfolk State (12/05/09) |
| | 1.000 (2-2) | JOHNSON,Robert vs DSUM (2/6/10) |
| FREE THROWS MADE..... | 10 | ALSTON,Tavarus at Norfolk State (12/05/09) |
| | 8 | ALSTON,Tavarus at Marshall (11/15/09) |
| FREE THROW ATT..... | 13 | ALSTON,Tavarus at Norfolk State (12/05/09) |
| | 11 | PORTER,James vs Howard (03/09/10) |
| FT PCT (min 3 made)..... | 1.000 (6-6) | SIMPSON,Nic vs MSU (03/10/10) |
| | 1.000 (6-6) | ALSTON,Tavarus at Northwestern (12/13/09) |
| | 1.000 (5-5) | UPCHURCH,DaMetrius at Ohio (11/17/09) |
| | 1.000 (4-4) | JOHNSON,Robert vs Howard (03/09/10) |
| | 1.000 (4-4) | HILL,Marc at Howard (2/13/10) |
| | 1.000 (4-4) | SIMPSON,Nic vs UMESM (2/8/10) |
| | 1.000 (4-4) | JOHNSON,Robert vs Coppin State (1/31/10) |
| | 1.000 (4-4) | ALSTON,Tavarus at Florida A&M (1/9/10) |
| | 1.000 (4-4) | WILLIAMS,Jared at Northwestern (12/13/09) |
| | 1.000 (4-4) | ALSTON,Tavarus at Lamar (11-28-09) |
| | 1.000 (4-4) | JOSHUA,Dwane at Lamar (11-28-09) |
| | 1.000 (4-4) | SIMPSON,Nic at Ohio (11/17/09) |
| | 1.000 (4-4) | SIMPSON,Nic vs Brevard College (11/13/09) |
| | 1.000 (3-3) | ALSTON,Tavarus vs UMESM (2/8/10) |
| | 1.000 (3-3) | SIMPSON,Nic vs DSUM (2/6/10) |
| | 1.000 (3-3) | COLEMAN,Thomas at Winston-Salem State (1/25/10) |
| | 1.000 (3-3) | HILL,Marc vs C-NM (1/5/10) |
| | 1.000 (3-3) | PORTER,James at Tulane (12/30/09) |
| | 1.000 (3-3) | ALSTON,Tavarus at University of Miami (12/21/09) |
| | 1.000 (3-3) | JOSHUA,Dwane at UTEP (11/25/09) |
| REBOUNDS..... | 14 | COLEMAN,Thomas vs Howard (03/09/10) |
| | 14 | COLEMAN,Thomas at MSU (3/1/2010) |
| | 14 | COLEMAN,Thomas vs Brevard College (11/13/09) |
| ASSISTS..... | 7 | WITTER,Austin at South Carolina State (01/23/10) |
| | 7 | HILL,Marc vs MT (11/23/09) |
| STEALS..... | 5 | ALSTON,Tavarus vs Coppin State (1/31/10) |
| | 5 | SIMPSON,Nic vs Coppin State (1/31/10) |
| BLOCKED SHOTS..... | 6 | PORTER,James vs C-NM (1/5/10) |
| | 5 | COLEMAN,Thomas at Bethune-Cookman (1/11/10) |
| | 5 | COLEMAN,Thomas vs Brevard College (11/13/09) |
| TURNOVERS..... | 9 | ALSTON,Tavarus at University of Miami (12/21/09) |
| | 6 | ALSTON,Tavarus at Florida A&M (1/9/10) |
| | 6 | JOSHUA,Dwane vs C-NM (1/5/10) |
| | 6 | JOSHUA,Dwane at Tennessee (12/23/09) |
| | 6 | COLEMAN,Thomas at Tennessee (12/23/09) |
| FOULS..... | 5 | PORTER,James vs Howard (03/09/10) |
| | 5 | JOSHUA,Dwane vs Norfolk State (3/4/10) |
| | 5 | JOSHUA,Dwane vs UMESM (2/8/10) |
| | 5 | SMITH,Lawrence at Winston-Salem State (1/25/10) |
| | 5 | JOSHUA,Dwane at Winston-Salem State (1/25/10) |
| | 5 | ALSTON,Tavarus vs Howard (1/16/10) |
| | 5 | JOSHUA,Dwane at Florida A&M (1/9/10) |
| | 5 | PORTER,James at Florida A&M (1/9/10) |
| | 5 | WITTER,Austin at Tennessee (12/23/09) |
| | 5 | PORTER,James at Northwestern (12/13/09) |
| | 5 | JOSHUA,Dwane at Norfolk State (12/05/09) |
| | 5 | PORTER,James at Lamar (11-28-09) |
| | 5 | COLEMAN,Thomas at New Mexico State (11/26/09) |
| | 5 | PORTER,James at Marshall (11/15/09) |

2009 Statistics

HIGH/LOW ANALYSIS

Opponent Individual Game Highs

OPPONENT INDIVIDUAL GAME HIGHS

| | | |
|-------------------------------|---------------|--|
| POINTS..... | 37 | DELOACH,Michael vs Norfolk State (3/4/10) |
| | 35 | Crawford, Drew at Northwestern (12/13/09) |
| | 33 | THOMPSON,Calvin vs Howard (1/16/10) |
| | 32 | HOLMES,Reggie at MSU (3/1/2010) |
| | 31 | Gibson, Jonathan at New Mexico State (11/26/09) |
| FIELD GOALS MADE..... | 14 | DELOACH,Michael vs Norfolk State (3/4/10) |
| | 12 | Crawford, Drew at Northwestern (12/13/09) |
| FIELD GOAL ATT..... | 27 | DELOACH,Michael vs Norfolk State (3/4/10) |
| | 22 | HOLMES,Reggie at MSU (3/1/2010) |
| | 22 | Tim Turner vs DEMBB910 (11/20/09) |
| FG PCT (min 5 made)..... | 1.000 (6-6) | DAVIS,Paul vs Winston-Salem State (2/22/10) |
| | .900 (9-10) | ABRAHAMS,Albert at Bethune-Cookman (1/11/10) |
| 3 PT FG MADE..... | 8 | HOLMES,Reggie at MSU (3/1/2010) |
| | 8 | Crawford, Drew at Northwestern (12/13/09) |
| 3 PT FG ATTEMPTS..... | 16 | Tim Turner vs DEMBB910 (11/20/09) |
| | 13 | HOLMES,Reggie at MSU (3/1/2010) |
| | 13 | Crawford, Drew at Northwestern (12/13/09) |
| 3-PT FG PCT (min 2 made)..... | 1.000 (4-4) | Danny Manuel vs DEMBB910 (11/20/09) |
| | 1.000 (2-2) | Cyrus McGowan at University of Miami (12/21/09) |
| | 1.000 (2-2) | RUPPEL, Marcus at UTEP (11/25/09) |
| FREE THROWS MADE..... | 12 | THOMPSON,Calvin vs Howard (1/16/10) |
| | 11 | Young, Jahmar at New Mexico State (11/26/09) |
| FREE THROW ATT..... | 15 | THOMPSON,Calvin vs Howard (1/16/10) |
| | 12 | Young, Jahmar at New Mexico State (11/26/09) |
| FT PCT (min 3 made)..... | 1.000 (8-8) | PORTER,Darnell vs South Carolina State (2/17/10) |
| | 1.000 (6-6) | HARPER,Michael at Coppin State (2/27/10) |
| | 1.000 (6-6) | WASHINGTON, DeVaughn at Ohio (11/17/09) |
| | 1.000 (6-6) | WILKERSON, Tyler at Marshall (11/15/09) |
| | 1.000 (5-5) | GOLDSBERRY,Vince at Coppin State (2/27/10) |
| | 1.000 (4-4) | MUKOLE,Kandi vs Howard (03/09/10) |
| | 1.000 (4-4) | HALEY,Hillary vs UMESM (2/8/10) |
| | 1.000 (4-4) | THOMPSON,Kevin vs MSU (2/1/10) |
| | 1.000 (4-4) | FLAGLER,Jason at South Carolina State (01/23/10) |
| | 1.000 (4-4) | FUNCHES,Charles vs Hampton (1/18/10) |
| | 1.000 (4-4) | Maxtion, Darron vs C-NM (1/5/10) |
| | 1.000 (4-4) | BOOKER, David at Tulane (12/30/09) |
| | 1.000 (4-4) | Hall, Kenny at Tennessee (12/23/09) |
| | 1.000 (4-4) | KINNEY, Jay at Ohio (11/17/09) |
| | 1.000 (4-4) | Whitmire,Nathan vs Brevard College (11/13/09) |
| | 1.000 (3-3) | FISHER,Brian vs Winston-Salem State (2/22/10) |
| | 1.000 (3-3) | PELLUM,Darrion at Hampton (2/15/10) |
| | 1.000 (3-3) | MUKOLE,Kandi at Howard (2/13/10) |
| | 1.000 (3-3) | Reggie Johnson at University of Miami (12/21/09) |
| REBOUNDS..... | 20 | THOMPSON,Kevin vs MSU (2/1/10) |
| | 20 | WILKERSON, Tyler at Marshall (11/15/09) |
| ASSISTS..... | 12 | PJ Turner vs DEMBB910 (11/20/09) |
| | 10 | DELOACH,Michael at Norfolk State (12/05/09) |
| STEALS..... | 7 | STARLING,Alexander at Bethune-Cookman (1/11/10) |
| | 4 | HOLMES,Reggie vs MSU (03/10/10) |
| | 4 | GOLDSBERRY,Vince at Coppin State (2/27/10) |
| | 4 | BURNS,Tim vs UMESM (2/8/10) |
| | 4 | Dixon, Jordan vs C-NM (1/5/10) |
| | 4 | Prince, J.P. at Tennessee (12/23/09) |
| | 4 | Smith, Tyler at Tennessee (12/23/09) |
| | 4 | MOULTRIE, Arnett at UTEP (11/25/09) |
| | 4 | Tim Turner vs DEMBB910 (11/20/09) |
| | 4 | COLEMAN, Steven at Ohio (11/17/09) |
| BLOCKED SHOTS..... | 5 | WHITESIDE, Hassan at Marshall (11/15/09) |
| | 4 | O'QUINN,Kyle vs Norfolk State (3/4/10) |
| TURNOVERS..... | 8 | PJ Turner vs DEMBB910 (11/20/09) |
| | 7 | Washington, James vs MT (11/23/09) |
| | 7 | Roper, Josh vs Brevard College (11/13/09) |
| FOULS..... | 5 | MUKOLE,Kandi vs Howard (03/09/10) |
| | 5 | TOOMBS,Khalif vs South Carolina State (2/17/10) |
| | 5 | FUNCHES,Charles at Hampton (2/15/10) |
| | 5 | FUNCHES,Charles vs Hampton (1/18/10) |
| | 5 | ELLIOTT,Stanley at Bethune-Cookman (1/11/10) |
| | 5 | Sharp, Cameron vs C-NM (1/5/10) |
| | 5 | Rowley, Kyle at Northwestern (12/13/09) |
| | 5 | PORTALATIN, Wayne at UTEP (11/25/09) |
| | 5 | Dovonou,Jacques vs Brevard College (11/13/09) |



Box Scores

Brevard College vs North Carolina A&T

11/13/09 7 p.m. at Greensboro, N.C. (Corbett Sports Center)

| VISITORS: Brevard College 0-1 | | | | | | | | | | | | | | | |
|-------------------------------|---------------------------|--------|-------|-----------------|-------|----------|-------------|-------|----|----|---|----|-----|---|-----|
| # | Player Name | TOT-FG | | 3-PT | | REBOUNDS | | | PF | TP | A | TO | BLK | S | MIN |
| | | FG | FGA | FG | FGA | FT | FTA | OF | | | | | | | |
| 04 | Roper, Josh..... | * | 5-16 | 1-6 | 3-4 | 0 | 1 | 1 | 2 | 14 | 2 | 7 | 1 | 1 | 31 |
| 12 | Dellinger, Darin.... | * | 1-4 | 0-1 | 4-6 | 0 | 4 | 4 | 1 | 6 | 2 | 4 | 0 | 3 | 29 |
| 30 | Whitson, Jonathan.... | * | 6-14 | 0-2 | 1-2 | 3 | 0 | 3 | 2 | 13 | 0 | 1 | 0 | 0 | 23 |
| 50 | Carlisle, Sam..... | * | 2-6 | 0-0 | 0-2 | 2 | 13 | 15 | 3 | 4 | 0 | 3 | 3 | 0 | 31 |
| 55 | Dovonou, Jacques.... | * | 3-6 | 1-2 | 0-0 | 1 | 2 | 3 | 5 | 7 | 1 | 3 | 0 | 0 | 24 |
| 01 | KWASIKPUI, Jerel.... | | 0-1 | 0-0 | 2-2 | 1 | 0 | 1 | 1 | 2 | 0 | 0 | 0 | 0 | 2 |
| 03 | Whitmire, Nathan.... | | 2-6 | 0-3 | 4-4 | 1 | 2 | 3 | 4 | 8 | 1 | 1 | 0 | 1 | 20 |
| 15 | Galloway, Whitney.... | | 0-1 | 0-1 | 0-0 | 0 | 0 | 0 | 0 | 0 | 0 | 0 | 0 | 0 | 2 |
| 20 | Tanner, Jermichael... | | 0-1 | 0-1 | 1-3 | 0 | 1 | 1 | 0 | 1 | 1 | 3 | 0 | 2 | 11 |
| 23 | Jordan, Josh..... | | 3-3 | 0-0 | 0-0 | 1 | 6 | 7 | 3 | 6 | 0 | 0 | 1 | 0 | 19 |
| 24 | Schauss, Drew..... | | 1-3 | 0-0 | 0-0 | 2 | 0 | 2 | 2 | 2 | 0 | 0 | 0 | 0 | 5 |
| 32 | Galloway, Shane..... | | 0-1 | 0-1 | 0-0 | 0 | 0 | 0 | 0 | 0 | 0 | 0 | 0 | 1 | 3 |
| | TEAM..... | | | | | 4 | 5 | 9 | | | | | | | |
| | Totals..... | | 23-62 | 2-17 | 15-23 | 15 | 34 | 49 | 23 | 63 | 7 | 22 | 5 | 8 | 200 |
| | TOTAL FG% 1st Half: 11-32 | | 34.4% | 2nd Half: 12-30 | | 40.0% | Game: 37.1% | DEADB | | | | | | | |
| | 3-Pt. FG% 1st Half: 2-11 | | 18.2% | 2nd Half: 0-6 | | 0.0% | Game: 11.8% | REBS | | | | | | | |
| | F Throw % 1st Half: 2-4 | | 50.0% | 2nd Half: 13-19 | | 68.4% | Game: 65.2% | 3 | | | | | | | |

| HOME TEAM: North Carolina A&T 1-0 | | | | | | | | | | | | | | | |
|-----------------------------------|---------------------------|--------|-------|-----------------|-------|----------|-------------|-------|----|----|----|----|-----|----|-----|
| # | Player Name | TOT-FG | | 3-PT | | REBOUNDS | | | PF | TP | A | TO | BLK | S | MIN |
| | | FG | FGA | FG | FGA | FT | FTA | OF | | | | | | | |
| 00 | SMITH, Lawrence..... | f | 0-3 | 0-2 | 0-0 | 1 | 1 | 2 | 1 | 0 | 1 | 1 | 0 | 1 | 8 |
| 34 | JOHNSON, Robert..... | f | 7-17 | 4-9 | 0-1 | 3 | 1 | 4 | 2 | 18 | 0 | 0 | 1 | 2 | 26 |
| 23 | COLEMAN, Thomas.... | c | 4-6 | 0-0 | 3-5 | 4 | 10 | 14 | 4 | 11 | 2 | 0 | 5 | 1 | 24 |
| 03 | ALSTON, Tavarus.... | g | 7-19 | 4-11 | 2-5 | 1 | 2 | 3 | 1 | 20 | 5 | 3 | 0 | 4 | 32 |
| 12 | SIMPSON, Nic..... | g | 6-11 | 5-10 | 4-4 | 0 | 3 | 3 | 1 | 21 | 2 | 1 | 0 | 0 | 30 |
| 01 | BUCK, R.J..... | | 1-1 | 0-0 | 0-0 | 1 | 0 | 1 | 1 | 2 | 0 | 1 | 0 | 0 | 5 |
| 02 | POWELL, Adrian..... | | 1-3 | 0-2 | 0-0 | 0 | 2 | 2 | 0 | 2 | 0 | 1 | 0 | 1 | 8 |
| 10 | HILL, Marc..... | | 3-5 | 2-3 | 3-4 | 0 | 1 | 1 | 1 | 11 | 0 | 3 | 0 | 0 | 22 |
| 31 | WITTER, Austin..... | | 0-2 | 0-2 | 0-0 | 0 | 1 | 1 | 3 | 0 | 3 | 0 | 4 | 1 | 19 |
| 33 | UPCHURCH, DaMetrius.. | | 2-2 | 0-0 | 0-2 | 2 | 3 | 5 | 1 | 4 | 0 | 1 | 0 | 0 | 9 |
| 50 | PORTER, James..... | | 0-6 | 0-0 | 3-6 | 2 | 3 | 5 | 4 | 3 | 0 | 1 | 0 | 1 | 17 |
| | TEAM..... | | | | | 4 | 2 | 6 | | | | | | | |
| | Totals..... | | 31-75 | 15-39 | 15-27 | 18 | 29 | 47 | 19 | 92 | 13 | 12 | 10 | 11 | 200 |
| | TOTAL FG% 1st Half: 16-43 | | 37.2% | 2nd Half: 15-32 | | 46.9% | Game: 41.3% | DEADB | | | | | | | |
| | 3-Pt. FG% 1st Half: 10-24 | | 41.7% | 2nd Half: 5-15 | | 33.3% | Game: 38.5% | REBS | | | | | | | |
| | F Throw % 1st Half: 4-10 | | 40.0% | 2nd Half: 11-17 | | 64.7% | Game: 55.6% | 4 | | | | | | | |

North Carolina A&T vs Marshall

11/15/09 2:05 p.m. at Huntington, WV (Henderson Center)

| VISITORS: North Carolina A&T 0-1 | | | | | | | | | | | | | | | |
|----------------------------------|---------------------------|--------|-------|-----------------|-------|----------|-------------|-------|----|----|----|----|-----|---|-----|
| # | Player Name | TOT-FG | | 3-PT | | REBOUNDS | | | PF | TP | A | TO | BLK | S | MIN |
| | | FG | FGA | FG | FGA | FT | FTA | OF | | | | | | | |
| 00 | SMITH, Lawrence..... | * | 0-2 | 0-0 | 0-0 | 0 | 1 | 1 | 2 | 0 | 0 | 0 | 0 | 0 | 12 |
| 03 | ALSTON, Tavarus.... | * | 2-10 | 0-5 | 8-9 | 0 | 5 | 5 | 4 | 12 | 4 | 4 | 0 | 1 | 31 |
| 12 | SIMPSON, Nic..... | * | 4-9 | 2-7 | 2-2 | 0 | 2 | 2 | 1 | 12 | 1 | 0 | 0 | 0 | 25 |
| 23 | COLEMAN, Thomas.... | * | 4-10 | 0-0 | 2-5 | 4 | 9 | 13 | 3 | 10 | 1 | 1 | 1 | 0 | 29 |
| 34 | JOHNSON, Robert..... | * | 6-14 | 4-9 | 0-0 | 2 | 3 | 5 | 4 | 16 | 0 | 1 | 1 | 2 | 33 |
| 10 | HILL, Marc..... | | 0-5 | 0-4 | 0-0 | 0 | 0 | 0 | 2 | 0 | 3 | 2 | 0 | 0 | 19 |
| 20 | WILLIAMS, Jared.... | | 0-2 | 0-1 | 1-2 | 0 | 0 | 0 | 0 | 1 | 0 | 0 | 0 | 1 | 7 |
| 31 | WITTER, Austin..... | | 2-6 | 1-3 | 0-0 | 0 | 2 | 2 | 1 | 5 | 1 | 0 | 0 | 2 | 18 |
| 33 | UPCHURCH, DaMetrius.. | | 0-2 | 0-1 | 5-6 | 3 | 3 | 6 | 1 | 5 | 0 | 1 | 0 | 0 | 12 |
| 50 | PORTER, James..... | | 1-1 | 0-0 | 0-1 | 1 | 2 | 3 | 5 | 2 | 1 | 2 | 1 | 0 | 14 |
| | TEAM..... | | | | | 1 | 1 | 2 | | | | | | | |
| | Totals..... | | 19-61 | 7-30 | 18-25 | 11 | 28 | 39 | 23 | 63 | 11 | 11 | 3 | 6 | 200 |
| | TOTAL FG% 1st Half: 10-28 | | 35.7% | 2nd Half: 9-33 | | 27.3% | Game: 31.1% | DEADB | | | | | | | |
| | 3-Pt. FG% 1st Half: 6-19 | | 31.6% | 2nd Half: 1-11 | | 9.1% | Game: 23.3% | REBS | | | | | | | |
| | F Throw % 1st Half: 7-10 | | 70.0% | 2nd Half: 11-15 | | 73.3% | Game: 72.0% | 3,1 | | | | | | | |

| HOME TEAM: Marshall 1-0 | | | | | | | | | | | | | | | |
|-------------------------|---------------------------|--------|-------|-----------------|-------|----------|-------------|-------|----|----|----|----|-----|---|-----|
| # | Player Name | TOT-FG | | 3-PT | | REBOUNDS | | | PF | TP | A | TO | BLK | S | MIN |
| | | FG | FGA | FG | FGA | FT | FTA | OF | | | | | | | |
| 00 | MERTHIE, Darryl.... | * | 5-14 | 2-4 | 2-3 | 3 | 6 | 9 | 1 | 14 | 7 | 6 | 0 | 0 | 34 |
| 14 | LUTZ, Chris..... | * | 1-10 | 1-8 | 0-0 | 1 | 1 | 2 | 1 | 3 | 5 | 1 | 0 | 0 | 29 |
| 23 | JOHNSON, Shaquille.. | * | 8-11 | 1-2 | 5-6 | 0 | 1 | 1 | 3 | 22 | 3 | 0 | 1 | 0 | 31 |
| 30 | BAINES, Tirrell.... | * | 4-5 | 0-0 | 0-0 | 2 | 3 | 5 | 2 | 8 | 1 | 1 | 0 | 0 | 28 |
| 32 | WILKERSON, Tyler.... | * | 1-7 | 0-2 | 6-6 | 6 | 14 | 20 | 4 | 8 | 2 | 2 | 1 | 1 | 25 |
| 01 | HAYMON, Antonio.... | | 1-5 | 0-1 | 1-1 | 0 | 0 | 0 | 0 | 3 | 0 | 1 | 0 | 0 | 9 |
| 02 | MILLER, Camden.... | | 3-9 | 3-8 | 0-1 | 1 | 3 | 4 | 0 | 9 | 1 | 0 | 0 | 0 | 22 |
| 10 | PENA, Dago..... | | 0-1 | 0-1 | 0-0 | 0 | 0 | 0 | 1 | 0 | 0 | 0 | 0 | 0 | 2 |
| 21 | WHITESIDE, Hassan... | | 4-4 | 0-0 | 2-4 | 2 | 1 | 3 | 4 | 10 | 0 | 5 | 0 | 0 | 14 |
| 45 | SPIKES, Nigel..... | | 1-1 | 0-0 | 0-1 | 0 | 1 | 1 | 2 | 2 | 0 | 0 | 0 | 0 | 6 |
| | TEAM..... | | | | | 5 | 5 | | | | | | | | |
| | Totals..... | | 28-67 | 7-26 | 16-22 | 15 | 35 | 50 | 18 | 79 | 19 | 11 | 7 | 1 | 200 |
| | TOTAL FG% 1st Half: 15-34 | | 44.1% | 2nd Half: 13-33 | | 39.4% | Game: 41.8% | DEADB | | | | | | | |
| | 3-Pt. FG% 1st Half: 3-15 | | 20.0% | 2nd Half: 4-11 | | 36.4% | Game: 26.9% | REBS | | | | | | | |
| | F Throw % 1st Half: 5-7 | | 71.4% | 2nd Half: 11-15 | | 73.3% | Game: 72.7% | 1 | | | | | | | |

North Carolina A&T vs Ohio

11/17/09 7 p.m. at Athens, Ohio (Convocation Center)

| VISITORS: North Carolina A&T 1-2 | | | | | | | | | | | | | | | |
|----------------------------------|---------------------------|--------|-------|-----------------|-------|----------|-------------|-------|----|----|----|----|-----|---|-----|
| # | Player Name | TOT-FG | | 3-PT | | REBOUNDS | | | PF | TP | A | TO | BLK | S | MIN |
| | | FG | FGA | FG | FGA | FT | FTA | OF | | | | | | | |
| 00 | SMITH, Lawrence..... | f | 1-2 | 0-1 | 0-0 | 0 | 0 | 0 | 3 | 2 | 0 | 0 | 0 | 1 | 4 |
| 23 | COLEMAN, Thomas.... | f | 3-7 | 0-0 | 4-5 | 3 | 5 | 8 | 3 | 10 | 0 | 1 | 1 | 1 | 32 |
| 34 | JOHNSON, Robert..... | f | 4-14 | 3-9 | 3-5 | 2 | 3 | 5 | 2 | 14 | 3 | 2 | 1 | 0 | 30 |
| 03 | ALSTON, Tavarus.... | g | 5-10 | 0-5 | 2-3 | 0 | 4 | 4 | 1 | 12 | 5 | 4 | 0 | 1 | 30 |
| 12 | SIMPSON, Nic..... | g | 7-15 | 4-11 | 4-4 | 1 | 1 | 2 | 3 | 22 | 1 | 3 | 1 | 1 | 28 |
| 01 | BUCK, R.J..... | | 0-0 | 0-0 | 0-0 | 0 | 0 | 0 | 0 | 0 | 0 | 0 | 0 | 0 | 4 |
| 02 | POWELL, Adrian..... | | 0-1 | 0-1 | 0-0 | 0 | 1 | 1 | 0 | 0 | 0 | 0 | 0 | 0 | 4 |
| 10 | HILL, Marc..... | | 1-7 | 1-5 | 0-0 | 0 | 3 | 3 | 2 | 3 | 4 | 4 | 0 | 0 | 19 |
| 20 | WILLIAMS, Jared.... | | 0-1 | 0-1 | 1-2 | 0 | 0 | 0 | 0 | 1 | 0 | 0 | 0 | 0 | 3 |
| 31 | WITTER, Austin..... | | 0-1 | 0-1 | 0-0 | 0 | 0 | 0 | 1 | 0 | 0 | 0 | 0 | 0 | 8 |
| 33 | UPCHURCH, DaMetrius.. | | 3-4 | 0-0 | 5-5 | 3 | 5 | 8 | 3 | 11 | 1 | 1 | 2 | 1 | 22 |
| 50 | PORTER, James..... | | 3-3 | 0-0 | 1-2 | 1 | 2 | 3 | 3 | 7 | 0 | 1 | 1 | 0 | 16 |
| | TEAM..... | | | | | | | | | | | | | | |
| | Totals..... | | 27-65 | 8-34 | 20-26 | 10 | 24 | 34 | 21 | 82 | 14 | 16 | 5 | 7 | 200 |
| | TOTAL FG% 1st Half: 10-35 | | 28.6% | 2nd Half: 17-30 | | 56.7% | Game: 41.5% | DEADB | | | | | | | |
| | 3-Pt. FG% 1st Half: 4-21 | | 19.0% | 2nd Half: 4-13 | | 30.8% | Game: 23.5% | REBS | | | | | | | |
| | F Throw % 1st Half: 6-9 | | 66.7% | 2nd Half: 14-17 | | 82.4% | Game: 76.9% | 2 | | | | | | | |

| HOME TEAM: Ohio 3-0 | | | | | | | | | | | | | | | |
|---------------------|---------------------------|--------|-------|-----------------|-------|----------|-------------|-------|----|----|----|----|-----|----|-----|
| # | Player Name | TOT-FG | | 3-PT | | REBOUNDS | | | PF | TP | A | TO | BLK | S | MIN |
| | | FG | FGA | FG | FGA | FT | FTA | OF | | | | | | | |
| 01 | WASHINGTON, DeVaughn f | 6-12 | 0-0 | 6-6 | 3 | 2 | 5 | 3 | 18 | 1 | 0 | 1 | 3 | 30 | |
| 12 | VAN KEMPEN, Kenneth. c | 1-6 | 0-0 | 2-4 | 5 | 6 | 11 | 3 | 4 | 1 | 1 | 1 | 1 | 22 | |
| 02 | COLEMAN, Steven.... | g | 2-9 | 1-4 | 7-8 | 0 | 8 | 8 | 3 | 12 | 7 | 3 | 0 | 4 | 31 |
| 05 | COOPER, D.J..... | g | 6-11 | 3-7 | 0-0 | 3 | 5 | 8 | 1 | 15 | 4 | 4 | 0 | 1 | 34 |
| 24 | FREEMAN, Tommy..... | g | 3-10 | 3-8 | 0-0 | 0 | 3 | 3 | 3 | 9 | 1 | 2 | 0 | 0 | 26 |
| 03 | BALTIC, Ivo..... | | 2-3 | 0-0 | 2-4 | 1 | 2 | 3 | 3 | 6 | 1 | 2 | 0 | 0 | 16 |
| 23 | KINNEY, Jay..... | | 7-12 | 5-9 | 4-4 | 0 | 1 | 1 | 2 | 23 | 5 | 1 | 0 | 1 | 28 |
| 30 | KELY, Reggie..... | | 3-5 | 0-0 | 0-0 | 3 | 3 | 6 | 1 | 6 | 1 | 1 | 2 | 1 | 13 |
| | TEAM..... | | | | | 1 | 1 | | | | | | | | |
| | Totals..... | | 30-68 | 12-28 | 21-26 | 15 | 31 | 46 | 19 | 93 | 21 | 14 | 4 | 11 | 200 |
| | TOTAL FG% 1st Half: 13-36 | | 36.1% | 2nd Half: 17-32 | | 53.1% | Game: 44.1% | DEADB | | | | | | | |
| | 3-Pt. FG% 1st Half: 7-16 | | 43.8% | 2nd Half: 5-12 | | 41.7% | Game: 42.9% | REBS | | | | | | | |
| | F Throw % 1st Half: 15-18 | | 83.3% | 2nd Half: 6 | | | | | | | | | | | |

Box Scores

MT vs North Carolina A&T

11/23/09 7 pm at Greensboro, NC (Corbett Sports Center)

VISITORS: MT 2-3

| ## | Player Name | TOT-FG | | 3-PT | | REBOUNDS | | PF | TP | A | TO | BLK | S | MIN | |
|-------------|-----------------------|--------|--------|--------|----|----------|-----|----|----|----|----|-----|----|--------------|--|
| | | FG-FGA | FG-FGA | FT-FTA | OF | DE | TOT | | | | | | | | |
| 05 | Emanuel, Rod..... | * 1-5 | 0-3 | 0-0 | 0 | 0 | 0 | 1 | 2 | 0 | 1 | 0 | 0 | 10 | |
| 10 | Williams, Demario... | * 1-4 | 0-0 | 0-1 | 0 | 3 | 3 | 1 | 2 | 0 | 3 | 0 | 0 | 13 | |
| 15 | Washington, James... | * 5-11 | 2-7 | 5-8 | 0 | 3 | 3 | 4 | 17 | 3 | 7 | 0 | 3 | 34 | |
| 24 | Haddock, Montarrio.. | * 2-6 | 1-2 | 0-0 | 0 | 3 | 3 | 1 | 5 | 0 | 2 | 0 | 2 | 19 | |
| 45 | Hudson, Theryn..... | * 1-2 | 0-0 | 0-0 | 2 | 2 | 2 | 3 | 2 | 0 | 0 | 0 | 1 | 12 | |
| 04 | O'Neil, Calvin..... | 1-4 | 0-0 | 5-6 | 3 | 3 | 6 | 4 | 7 | 0 | 2 | 0 | 0 | 25 | |
| 22 | Little, John David... | 1-1 | 1-1 | 0-0 | 0 | 0 | 0 | 0 | 3 | 0 | 0 | 0 | 0 | 7 | |
| 23 | Murray, David..... | 0-0 | 0-0 | 0-0 | 0 | 0 | 0 | 0 | 0 | 0 | 1 | 0 | 0 | 3 | |
| 30 | Sulton, J.T..... | 2-7 | 0-0 | 3-4 | 3 | 5 | 8 | 1 | 7 | 0 | 0 | 0 | 1 | 24 | |
| 32 | Ottley, Trevor..... | 0-2 | 0-0 | 0-0 | 1 | 5 | 6 | 2 | 0 | 1 | 2 | 0 | 1 | 23 | |
| 34 | Gallman, James..... | 3-14 | 3-12 | 2-2 | 3 | 5 | 3 | 11 | 1 | 1 | 0 | 1 | 30 | | |
| TEAM..... | | | | | | 4 5 9 | | | | | | | | | |
| Totals..... | | 17-56 | | 7-25 | | 15-30 | | 45 | | 20 | | 56 | | 5 21 0 9 200 | |

TOTAL FG% 1st Half: 8-27 29.6% 2nd Half: 9-29 31.0% Game: 30.4% DEADB
 3-Pt. FG% 1st Half: 2-10 20.0% 2nd Half: 5-15 33.3% Game: 28.0% REBS
 F Throw % 1st Half: 6-8 75.0% 2nd Half: 9-13 69.2% Game: 71.4% 3

HOME TEAM: North Carolina A&T 3-2

| ## | Player Name | TOT-FG | | 3-PT | | REBOUNDS | | PF | TP | A | TO | BLK | S | MIN | |
|-------------|-----------------------|--------|--------|--------|----|----------|-----|---------|----|----|----|----------|---|---------|--|
| | | FG-FGA | FG-FGA | FT-FTA | OF | DE | TOT | | | | | | | | |
| 33 | UPCHURCH, DaMetrius.. | f 1-1 | 0-0 | 1-2 | 0 | 2 | 2 | 1 | 3 | 0 | 1 | 0 | 1 | 8 | |
| 34 | JOHNSON, Robert..... | f 3-4 | 1-7 | 0-0 | 0 | 2 | 2 | 1 | 7 | 0 | 1 | 1 | 1 | 27 | |
| 23 | COLEMAN, Thomas..... | c 3-4 | 0-0 | 2-4 | 0 | 7 | 7 | 3 | 8 | 2 | 2 | 0 | 2 | 22 | |
| 03 | ALSTON, Tavarus..... | g 5-11 | 4-8 | 0-0 | 0 | 0 | 0 | 1 | 14 | 4 | 3 | 0 | 2 | 29 | |
| 12 | SIMPSON, Nic..... | g 1-6 | 1-5 | 0-0 | 0 | 3 | 3 | 2 | 3 | 2 | 4 | 0 | 1 | 29 | |
| 05 | JOSHUA, Dwane..... | 5-11 | 3-7 | 5-6 | 1 | 7 | 8 | 2 | 18 | 1 | 3 | 0 | 0 | 31 | |
| 10 | HILL, Marc..... | 0-3 | 0-2 | 1-5 | 0 | 0 | 0 | 0 | 1 | 7 | 1 | 0 | 1 | 22 | |
| 31 | WITTER, Austin..... | 4-5 | 3-4 | 0-0 | 1 | 0 | 1 | 2 | 11 | 0 | 0 | 0 | 1 | 11 | |
| 50 | PORTER, James..... | 0-1 | 0-0 | 0-0 | 0 | 2 | 2 | 2 | 0 | 2 | 1 | 2 | 0 | 21 | |
| TEAM..... | | | | | | 3 4 7 | | | | | | | | | |
| Totals..... | | 22-54 | | 12-33 | | 9-17 | | 5 27 32 | | 14 | | 65 18 16 | | 5 7 200 | |

TOTAL FG% 1st Half: 8-24 33.3% 2nd Half: 14-30 46.7% Game: 40.7% DEADB
 3-Pt. FG% 1st Half: 7-16 43.8% 2nd Half: 5-17 29.4% Game: 36.4% REBS
 F Throw % 1st Half: 4-8 50.0% 2nd Half: 5-9 55.6% Game: 52.9% 5

North Carolina A&T vs UTEP

11/25/09 7:05 p.m. at El Paso, Texas

VISITORS: North Carolina A&T 3-3

| ## | Player Name | TOT-FG | | 3-PT | | REBOUNDS | | PF | TP | A | TO | BLK | S | MIN | |
|-------------|-----------------------|--------|--------|--------|----|----------|-----|---------|----|----|----|----------|---|---------|--|
| | | FG-FGA | FG-FGA | FT-FTA | OF | DE | TOT | | | | | | | | |
| 33 | UPCHURCH, DaMetrius.. | f 2-4 | 0-0 | 2-2 | 2 | 1 | 3 | 4 | 6 | 0 | 1 | 0 | 0 | 19 | |
| 32 | BRITTEN, Claude..... | f 0-3 | 0-2 | 0-0 | 0 | 1 | 1 | 3 | 0 | 1 | 2 | 0 | 0 | 21 | |
| 23 | COLEMAN, Thomas..... | c 3-4 | 0-0 | 5-8 | 1 | 4 | 5 | 3 | 11 | 1 | 0 | 1 | 1 | 21 | |
| 03 | ALSTON, Tavarus..... | g 4-10 | 1-4 | 0-0 | 0 | 3 | 3 | 2 | 9 | 3 | 2 | 0 | 1 | 25 | |
| 12 | SIMPSON, Nic..... | g 2-9 | 1-3 | 0-0 | 0 | 3 | 3 | 0 | 5 | 0 | 2 | 0 | 0 | 26 | |
| 00 | SMITH, Lawrence..... | 0-1 | 0-1 | 0-0 | 0 | 0 | 0 | 0 | 0 | 0 | 0 | 0 | 0 | 2 | |
| 01 | BUCK, R.J..... | 0-0 | 0-0 | 0-0 | 0 | 0 | 0 | 0 | 0 | 0 | 0 | 0 | 0 | 2 | |
| 02 | POWELL, Adrian..... | 0-1 | 0-1 | 0-0 | 0 | 0 | 0 | 0 | 0 | 0 | 0 | 0 | 0 | 3 | |
| 05 | JOSHUA, Dwane..... | 6-12 | 6-9 | 3-3 | 3 | 3 | 6 | 3 | 21 | 2 | 3 | 0 | 1 | 25 | |
| 10 | HILL, Marc..... | 3-7 | 2-3 | 2-2 | 1 | 3 | 4 | 1 | 10 | 6 | 4 | 0 | 1 | 25 | |
| 31 | WITTER, Austin..... | 0-2 | 0-2 | 0-0 | 0 | 0 | 0 | 0 | 1 | 0 | 0 | 0 | 0 | 12 | |
| 50 | PORTER, James..... | 2-2 | 0-0 | 0-2 | 0 | 2 | 2 | 2 | 4 | 1 | 0 | 1 | 0 | 19 | |
| TEAM..... | | | | | | 1 1 | | | | | | | | | |
| Totals..... | | 22-55 | | 10-25 | | 12-17 | | 8 20 28 | | 19 | | 66 14 14 | | 2 4 200 | |

TOTAL FG% 1st Half: 11-31 35.5% 2nd Half: 11-24 45.8% Game: 40.0% DEADB
 3-Pt. FG% 1st Half: 7-17 41.2% 2nd Half: 3-8 37.5% Game: 40.0% REBS
 F Throw % 1st Half: 0-0 0.0% 2nd Half: 12-17 70.6% Game: 70.6% 2

HOME TEAM: UTEP 4-0

| ## | Player Name | TOT-FG | | 3-PT | | REBOUNDS | | PF | TP | A | TO | BLK | S | MIN | |
|-------------|-----------------------|--------|--------|--------|----|----------|-----|---------|----|----|----|----------|---|---------|--|
| | | FG-FGA | FG-FGA | FT-FTA | OF | DE | TOT | | | | | | | | |
| 01 | MOULTRIE, Arnett.... | f 3-5 | 0-1 | 4-5 | 2 | 4 | 6 | 1 | 10 | 1 | 2 | 1 | 4 | 26 | |
| 32 | BRITTEN, Claude..... | c 1-4 | 0-0 | 0-0 | 0 | 4 | 4 | 3 | 2 | 0 | 1 | 0 | 0 | 19 | |
| 03 | CULPEPPER, Randy..... | g 4-14 | 1-7 | 2-2 | 1 | 3 | 4 | 3 | 11 | 4 | 3 | 0 | 1 | 25 | |
| 05 | STONE, Julian..... | g 4-7 | 3-5 | 2-3 | 1 | 7 | 8 | 0 | 13 | 4 | 2 | 2 | 1 | 31 | |
| 41 | POLK, Christian..... | g 5-8 | 2-4 | 2-2 | 0 | 0 | 0 | 1 | 14 | 1 | 2 | 0 | 1 | 20 | |
| 11 | STRONG, Myron..... | 1-1 | 1-1 | 0-0 | 0 | 1 | 1 | 2 | 3 | 2 | 0 | 0 | 0 | 9 | |
| 13 | PORTALATIN, Wayne... | 0-0 | 0-0 | 0-0 | 0 | 1 | 1 | 5 | 0 | 1 | 0 | 0 | 2 | 12 | |
| 20 | GORDON, Isaac..... | 2-5 | 1-3 | 1-2 | 0 | 4 | 4 | 0 | 6 | 0 | 0 | 1 | 0 | 19 | |
| 24 | RUPPEL, Marcus..... | 3-4 | 2-2 | 0-0 | 1 | 2 | 3 | 1 | 8 | 1 | 0 | 0 | 0 | 16 | |
| 34 | WILLIAMS, Jeremy.... | 4-5 | 1-1 | 5-7 | 2 | 1 | 3 | 1 | 14 | 2 | 1 | 0 | 0 | 23 | |
| TEAM..... | | | | | | 1 1 | | | | | | | | | |
| Totals..... | | 27-53 | | 11-24 | | 16-21 | | 7 28 35 | | 17 | | 81 17 13 | | 5 9 200 | |

TOTAL FG% 1st Half: 13-27 48.1% 2nd Half: 14-26 53.8% Game: 50.9% DEADB
 3-Pt. FG% 1st Half: 5-13 38.5% 2nd Half: 6-11 54.5% Game: 45.8% REBS
 F Throw % 1st Half: 9-11 81.8% 2nd Half: 7-10 70.0% Game: 76.2% 4

North Carolina A&T vs New Mexico State

11/26/09 7:00 PM at Las Cruces, N.M. (Pan American Center)

VISITORS: North Carolina A&T 3-4

| ## | Player Name | TOT-FG | | 3-PT | | REBOUNDS | | PF | TP | A | TO | BLK | S | MIN | |
|-------------|-----------------------|--------|--------|--------|----|----------|-----|---------|----|----|----|---------|---|---------|--|
| | | FG-FGA | FG-FGA | FT-FTA | OF | DE | TOT | | | | | | | | |
| 33 | UPCHURCH, DaMetrius.. | f 0-0 | 0-0 | 0-0 | 0 | 1 | 1 | 0 | 0 | 0 | 1 | 0 | 0 | 7 | |
| 34 | JOHNSON, Robert..... | f 5-14 | 2-8 | 3-4 | 0 | 5 | 5 | 2 | 15 | 2 | 0 | 0 | 0 | 30 | |
| 23 | COLEMAN, Thomas..... | c 5-5 | 0-0 | 2-2 | 2 | 5 | 7 | 5 | 12 | 3 | 1 | 1 | 3 | 24 | |
| 03 | ALSTON, Tavarus..... | g 6-11 | 1-3 | 0-0 | 1 | 3 | 4 | 2 | 13 | 3 | 2 | 0 | 0 | 35 | |
| 12 | SIMPSON, Nic..... | g 3-11 | 2-8 | 0-0 | 0 | 0 | 0 | 4 | 8 | 3 | 0 | 0 | 2 | 24 | |
| 05 | JOSHUA, Dwane..... | 3-12 | 2-11 | 0-1 | 0 | 1 | 1 | 3 | 8 | 1 | 1 | 0 | 1 | 33 | |
| 10 | HILL, Marc..... | 2-11 | 2-8 | 0-0 | 0 | 3 | 3 | 2 | 6 | 2 | 2 | 0 | 0 | 22 | |
| 31 | WITTER, Austin..... | 0-1 | 0-1 | 0-0 | 1 | 2 | 0 | 0 | 0 | 10 | 0 | 0 | 0 | 4 | |
| 50 | PORTER, James..... | 2-3 | 0-0 | 2-4 | 4 | 3 | 7 | 2 | 6 | 2 | 0 | 1 | 1 | 21 | |
| TEAM..... | | | | | | 1 1 | | | | | | | | | |
| Totals..... | | 26-68 | | 9-39 | | 7-11 | | 8 23 31 | | 20 | | 68 17 9 | | 2 7 200 | |

TOTAL FG% 1st Half: 11-35 31.4% 2nd Half: 15-33 45.5% Game: 38.2% DEADB
 3-Pt. FG% 1st Half: 2-17 11.8% 2nd Half: 7-22 31.8% Game: 23.1% REBS
 F Throw % 1st Half: 0-2 0.0% 2nd Half: 7-9 77.8% Game: 63.6% 2

HOME TEAM: New Mexico State 2-3

| ## | Player Name | TOT-FG | | 3-PT | | REBOUNDS | | PF | TP | A | TO | BLK | S | MIN | |
|-------------|-----------------------|--------|--------|--------|----|----------|-----|---------|----|----|----|----------|---|---------|--|
| | | FG-FGA | FG-FGA | FT-FTA | OF | DE | TOT | | | | | | | | |
| 24 | Lumpkins, Robert.... | f 3-6 | 0-1 | 1-1 | 0 | 3 | 3 | 0 | 7 | 0 | 2 | 0 | 0 | 30 | |
| 32 | Rahman, Hamidu..... | c 3-5 | 0-0 | 6-8 | 4 | 11 | 15 | 2 | 12 | 0 | 2 | 1 | 0 | 31 | |
| 01 | Young, Jahmar..... | g 5-7 | 2-4 | 11-12 | 0 | 4 | 4 | 3 | 23 | 5 | 3 | 0 | 0 | 30 | |
| 13 | Laroche, Hernst..... | g 0-4 | 0-3 | 2-2 | 2 | 6 | 8 | 2 | 2 | 5 | 0 | 0 | 0 | 33 | |
| 22 | Gibson, Jonathan..... | g 9-16 | 5-9 | 8-9 | 0 | 6 | 6 | 1 | 31 | 2 | 2 | 0 | 1 | 32 | |
| 03 | Gomez, Da'Shawn..... | 1-1 | 1-1 | 0-0 | 0 | 2 | 2 | 0 | 3 | 2 | 2 | 0 | 1 | 8 | |
| 10 | Sy, Bandja..... | 1-3 | 1-3 | 0-0 | 0 | 1 | 1 | 2 | 3 | 0 | 5 | 0 | 0 | 8 | |
| 15 | Merker, Kelly..... | 0-2 | 0-0 | 0-0 | 1 | 1 | 2 | 1 | 0 | 0 | 0 | 0 | 0 | 9 | |
| 34 | Castillo, Gordo..... | 1-10 | 1-9 | 0-0 | 2 | 1 | 3 | 2 | 3 | 1 | 0 | 1 | 1 | 19 | |
| TEAM..... | | | | | | 1 1 | | | | | | | | | |
| Totals..... | | 23-54 | | 10-30 | | 28-32 | | 9 36 45 | | 13 | | 84 15 16 | | 2 3 200 | |

TOTAL FG% 1st Half: 13-29 44.8% 2nd Half: 10-25 40.0% Game: 42.6% DEADB
 3-Pt. FG% 1st Half: 7-19 36.8% 2nd Half: 3-11 27.3% Game: 33.3% REBS
 F Throw % 1st Half: 7-7 100% 2nd Half: 21-25 84.0% Game: 87.5% 3

North Carolina A&T vs Norfolk State

12/05/09 6:10 p.m. at Norfolk, Va. (Echols Hall)

VISITORS: North Carolina A&T 4-5, 1-0 MEAC

| ## | Player Name | TOT-FG | | 3-PT | | REBOUNDS | | PF | TP | A | TO | BLK | S | MIN |
|----|----------------------|--------|--------|--------|----|----------|-----|----|----|---|----|-----|---|-----|
| | | FG-FGA | FG-FGA | FT-FTA | OF | DE | TOT | | | | | | | |
| 03 | ALSTON, Tavarus..... | * 7-20 | 1-8 | 10-13 | 1 | 2 | 3 | 1 | 25 | 5 | 1 | 0 | 1 | 39 |
| | | | | | | | | | | | | | | |

Box Scores

North Carolina A&T vs Northwestern 12/13/09 4:00 p.m. at Evanston, Ill. (Welsh-Ryan Arena)

VISITORS: North Carolina A&T 4-6

| # | Player Name | TOT-FG | | 3-PT | | REBOUNDS | | | PF | TP | A | TO | BLK | S | MIN |
|-------------|-----------------------|--------|--------|--------|-------|----------|-----|----|----|----|----|----|-----|---|-----|
| | | FG-FGA | FG-FGA | FT-FTA | OF | DE | TOT | | | | | | | | |
| 23 | COLEMAN, Thomas..... | f | 5-7 | 0-0 | 6-9 | 5 | 5 | 10 | 2 | 16 | 1 | 0 | 3 | 0 | 29 |
| 33 | UPCHURCH, DaMetrius.. | f | 1-2 | 0-0 | 0-2 | 1 | 1 | 2 | 2 | 2 | 1 | 0 | 0 | 0 | 11 |
| 34 | JOHNSON, Robert..... | f | 4-10 | 4-7 | 0-0 | 1 | 4 | 5 | 2 | 12 | 0 | 1 | 0 | 0 | 29 |
| 12 | SIMPSON, Nic..... | g | 2-12 | 2-8 | 2-2 | 1 | 0 | 1 | 1 | 8 | 1 | 1 | 0 | 0 | 25 |
| 3 | ALSTON, Tavarus..... | g | 3-14 | 0-5 | 6-6 | 0 | 3 | 3 | 3 | 12 | 5 | 2 | 0 | 0 | 31 |
| 1 | BUCK, R.J..... | g | 0-0 | 0-0 | 0-0 | 0 | 0 | 0 | 0 | 0 | 0 | 0 | 0 | 0 | 0+ |
| 10 | HILL, Marc..... | g | 2-6 | 0-2 | 0-0 | 0 | 2 | 2 | 0 | 4 | 2 | 3 | 0 | 0 | 19 |
| 2 | POWELL, Adrian..... | g | 0-0 | 0-0 | 0-0 | 0 | 0 | 0 | 0 | 0 | 0 | 1 | 0 | 1 | 3 |
| 20 | WILLIAMS, Jared..... | g | 0-4 | 0-2 | 4-4 | 1 | 2 | 3 | 2 | 4 | 1 | 0 | 0 | 1 | 21 |
| 31 | WITTER, Austin..... | g | 1-1 | 1-1 | 1-2 | 0 | 2 | 2 | 2 | 4 | 1 | 2 | 0 | 1 | 15 |
| 50 | PORTER, James..... | g | 1-4 | 0-0 | 1-2 | 0 | 6 | 6 | 5 | 3 | 0 | 2 | 1 | 0 | 17 |
| TEAM..... | | | | | | 1 | 3 | 4 | | | | | | | |
| Totals..... | | | 19-60 | 7-25 | 20-27 | 10 | 28 | 38 | 19 | 65 | 12 | 12 | 4 | 3 | 200 |

TOTAL FG% 1st Half: 11-31 35.5% 2nd Half: 8-29 27.6% Game: 31.7% DEADB
 3-Pt. FG% 1st Half: 6-15 40.0% 2nd Half: 1-10 10.0% Game: 28.0% REBS
 F Throw % 1st Half: 9-10 90.0% 2nd Half: 11-17 64.7% Game: 74.1% 2

HOME TEAM: Northwestern 7-1

| # | Player Name | TOT-FG | | 3-PT | | REBOUNDS | | | PF | TP | A | TO | BLK | S | MIN |
|-------------|------------------------|--------|--------|--------|-------|----------|-----|----|----|----|----|----|-----|---|-----|
| | | FG-FGA | FG-FGA | FT-FTA | OF | DE | TOT | | | | | | | | |
| 1 | Crawford, Drew..... | f | 12-17 | 8-13 | 3-4 | 2 | 3 | 5 | 3 | 35 | 3 | 0 | 2 | 0 | 29 |
| 24 | Shurna, John..... | f | 1-10 | 0-7 | 4-6 | 4 | 6 | 10 | 1 | 6 | 2 | 1 | 1 | 0 | 25 |
| 12 | Mirkovic, Luka..... | c | 1-4 | 0-1 | 1-1 | 0 | 8 | 8 | 2 | 3 | 3 | 1 | 1 | 1 | 29 |
| 22 | Thompson, Michael..... | g | 6-13 | 5-11 | 2-2 | 0 | 5 | 5 | 3 | 19 | 8 | 1 | 0 | 0 | 34 |
| 23 | Nash, Jeremy..... | g | 3-7 | 2-5 | 2-2 | 1 | 4 | 5 | 1 | 10 | 5 | 3 | 1 | 2 | 32 |
| 11 | Hearn, Reggie..... | g | 0-0 | 0-0 | 0-0 | 0 | 0 | 0 | 0 | 0 | 1 | 0 | 0 | 0 | 4 |
| 15 | Fruendt, Nick..... | g | 1-2 | 1-2 | 0-0 | 0 | 0 | 0 | 1 | 3 | 0 | 1 | 0 | 0 | 4 |
| 21 | Preljusic, Ivan..... | g | 0-2 | 0-1 | 0-0 | 1 | 0 | 1 | 1 | 0 | 1 | 1 | 0 | 0 | 11 |
| 3 | Capocci, Mike..... | g | 1-3 | 1-2 | 0-0 | 0 | 2 | 2 | 2 | 3 | 1 | 0 | 0 | 0 | 9 |
| 4 | Marcotullio, Alex..... | g | 3-5 | 3-5 | 2-2 | 0 | 3 | 3 | 2 | 11 | 0 | 1 | 0 | 0 | 15 |
| 54 | Rowley, Kyle..... | g | 0-0 | 0-0 | 0-2 | 0 | 2 | 2 | 5 | 0 | 0 | 2 | 0 | 0 | 8 |
| TEAM..... | | | | | | 2 | 3 | 5 | | | | | | | |
| Totals..... | | | 28-63 | 20-47 | 14-19 | 10 | 36 | 46 | 21 | 90 | 24 | 11 | 5 | 5 | 200 |

TOTAL FG% 1st Half: 15-30 50.0% 2nd Half: 13-33 39.4% Game: 44.4% DEADB
 3-Pt. FG% 1st Half: 13-25 52.0% 2nd Half: 7-22 31.8% Game: 42.6% REBS
 F Throw % 1st Half: 7-10 70.0% 2nd Half: 7-9 77.8% Game: 73.7% 2

North Carolina A&T vs University of Miami 12/21/09 7:30 p.m. at Coral Gables, Fla. (BankUnited Center)

VISITORS: North Carolina A&T 4-7

| # | Player Name | TOT-FG | | 3-PT | | REBOUNDS | | | PF | TP | A | TO | BLK | S | MIN |
|-------------|-----------------------|--------|--------|--------|------|----------|-----|----|----|----|----|----|-----|---|-----|
| | | FG-FGA | FG-FGA | FT-FTA | OF | DE | TOT | | | | | | | | |
| 33 | UPCHURCH, DaMetrius.. | f | 0-2 | 0-0 | 0-0 | 2 | 3 | 5 | 0 | 0 | 0 | 2 | 0 | 0 | 9 |
| 34 | JOHNSON, Robert..... | f | 3-8 | 2-5 | 0-0 | 0 | 1 | 1 | 2 | 8 | 1 | 0 | 0 | 2 | 30 |
| 23 | COLEMAN, Thomas..... | c | 2-4 | 0-0 | 0-0 | 3 | 4 | 7 | 4 | 4 | 1 | 2 | 0 | 1 | 22 |
| 03 | ALSTON, Tavarus..... | g | 4-12 | 2-7 | 3-3 | 0 | 2 | 2 | 2 | 13 | 2 | 9 | 0 | 0 | 33 |
| 12 | SIMPSON, Nic..... | g | 3-8 | 2-7 | 0-0 | 0 | 3 | 3 | 1 | 8 | 1 | 1 | 0 | 1 | 21 |
| 05 | JOSHUA, Dwane..... | g | 4-11 | 2-8 | 4-8 | 1 | 3 | 4 | 2 | 14 | 3 | 1 | 0 | 1 | 28 |
| 10 | HILL, Marc..... | g | 2-5 | 2-5 | 0-0 | 1 | 1 | 2 | 0 | 6 | 1 | 0 | 0 | 0 | 16 |
| 20 | WILLIAMS, Jared..... | g | 0-1 | 0-0 | 0-0 | 0 | 0 | 0 | 0 | 0 | 0 | 0 | 0 | 0 | 6 |
| 31 | WITTER, Austin..... | g | 1-2 | 1-2 | 0-0 | 0 | 0 | 0 | 0 | 3 | 0 | 0 | 0 | 0 | 6 |
| 50 | PORTER, James..... | g | 1-2 | 0-0 | 1-3 | 0 | 3 | 3 | 4 | 3 | 2 | 2 | 3 | 1 | 29 |
| TEAM..... | | | | | | 1 | 7 | 8 | | | | | | | |
| Totals..... | | | 20-55 | 11-34 | 8-14 | 8 | 27 | 35 | 15 | 59 | 11 | 17 | 3 | 6 | 200 |

TOTAL FG% 1st Half: 8-26 30.8% 2nd Half: 12-29 41.4% Game: 36.4% DEADB
 3-Pt. FG% 1st Half: 5-16 31.3% 2nd Half: 6-18 33.3% Game: 32.4% REBS
 F Throw % 1st Half: 1-3 33.3% 2nd Half: 7-11 63.6% Game: 57.1% 3

HOME TEAM: University of Miami 12-1

| # | Player Name | TOT-FG | | 3-PT | | REBOUNDS | | | PF | TP | A | TO | BLK | S | MIN |
|-------------|---------------------|--------|--------|--------|------|----------|-----|----|----|----|----|----|-----|---|-----|
| | | FG-FGA | FG-FGA | FT-FTA | OF | DE | TOT | | | | | | | | |
| 20 | Cyrus McGowan..... | f | 4-5 | 2-2 | 0-1 | 0 | 2 | 2 | 4 | 10 | 0 | 3 | 0 | 0 | 17 |
| 21 | Dwayne Collins..... | f | 6-9 | 0-0 | 1-4 | 4 | 5 | 9 | 0 | 13 | 3 | 1 | 1 | 0 | 21 |
| 01 | Durand Scott..... | g | 5-9 | 1-2 | 2-3 | 1 | 4 | 5 | 1 | 13 | 4 | 2 | 0 | 0 | 30 |
| 03 | Malcolm Grant..... | g | 5-9 | 2-5 | 2-2 | 0 | 4 | 4 | 1 | 14 | 5 | 2 | 0 | 0 | 29 |
| 23 | James Dews..... | g | 4-14 | 2-8 | 0-0 | 0 | 2 | 2 | 0 | 10 | 1 | 1 | 0 | 0 | 26 |
| 12 | Antoine Allen..... | g | 2-7 | 2-6 | 0-0 | 0 | 0 | 0 | 0 | 6 | 1 | 0 | 0 | 0 | 15 |
| 25 | Garius Adams..... | g | 0-4 | 0-2 | 1-2 | 3 | 5 | 8 | 0 | 1 | 1 | 1 | 2 | 1 | 20 |
| 30 | Adrian Thomas..... | g | 2-5 | 2-5 | 0-0 | 1 | 1 | 2 | 2 | 6 | 0 | 0 | 0 | 0 | 18 |
| 42 | Reggie Johnson..... | g | 1-4 | 0-0 | 3-3 | 4 | 4 | 8 | 2 | 5 | 1 | 0 | 0 | 0 | 11 |
| 45 | Julian Gamble..... | g | 1-2 | 0-0 | 0-0 | 1 | 3 | 4 | 2 | 2 | 3 | 2 | 0 | 1 | 13 |
| TEAM..... | | | | | | 1 | 1 | 1 | | | | | | | |
| Totals..... | | | 30-68 | 11-30 | 9-15 | 15 | 30 | 45 | 12 | 80 | 19 | 12 | 3 | 4 | 200 |

TOTAL FG% 1st Half: 16-37 43.2% 2nd Half: 14-31 45.2% Game: 44.1% DEADB
 3-Pt. FG% 1st Half: 7-17 41.2% 2nd Half: 4-13 30.8% Game: 36.7% REBS
 F Throw % 1st Half: 5-9 55.6% 2nd Half: 4-6 66.7% Game: 60.0% 2

North Carolina A&T vs Tennessee 12/23/09 7:00 p.m. at Knoxville, Tenn. (Thompson-Boling Arena)

VISITORS: North Carolina A&T 4-8, 1-0

| # | Player Name | TOT-FG | | 3-PT | | REBOUNDS | | | PF | TP | A | TO | BLK | S | MIN |
|-------------|-----------------------|--------|--------|--------|-------|----------|-----|----|----|----|----|----|-----|----|-----|
| | | FG-FGA | FG-FGA | FT-FTA | OF | DE | TOT | | | | | | | | |
| 33 | UPCHURCH, DaMetrius.. | f | 0-0 | 0-0 | 1-2 | 1 | 3 | 4 | 2 | 1 | 0 | 2 | 0 | 0 | 7 |
| 34 | JOHNSON, Robert..... | f | 5-10 | 3-7 | 0-0 | 0 | 4 | 4 | 0 | 13 | 1 | 4 | 0 | 3 | 25 |
| 23 | COLEMAN, Thomas..... | c | 5-7 | 0-1 | 6-8 | 1 | 3 | 4 | 2 | 16 | 2 | 6 | 4 | 2 | 32 |
| 03 | ALSTON, Tavarus..... | g | 5-13 | 3-9 | 2-2 | 0 | 2 | 2 | 4 | 15 | 5 | 4 | 0 | 1 | 24 |
| 12 | SIMPSON, Nic..... | g | 1-5 | 0-3 | 0-0 | 0 | 4 | 4 | 2 | 2 | 1 | 3 | 0 | 0 | 23 |
| 01 | BUCK, R.J..... | g | 1-1 | 0-0 | 0-0 | 2 | 0 | 2 | 0 | 2 | 0 | 0 | 0 | 0 | 3 |
| 02 | POWELL, Adrian..... | g | 1-4 | 1-4 | 0-1 | 2 | 0 | 2 | 1 | 3 | 0 | 0 | 0 | 0 | 7 |
| 05 | JOSHUA, Dwane..... | g | 5-12 | 3-6 | 7-10 | 1 | 3 | 4 | 2 | 20 | 1 | 6 | 0 | 4 | 25 |
| 10 | HILL, Marc..... | g | 1-6 | 0-3 | 0-0 | 0 | 3 | 3 | 1 | 2 | 5 | 3 | 0 | 1 | 20 |
| 20 | WILLIAMS, Jared..... | g | 0-0 | 0-0 | 0-0 | 0 | 0 | 0 | 0 | 0 | 0 | 0 | 0 | 0 | 3 |
| 31 | WITTER, Austin..... | g | 0-0 | 0-0 | 0-0 | 0 | 1 | 1 | 5 | 0 | 0 | 3 | 0 | 0 | 7 |
| 50 | PORTER, James..... | g | 2-4 | 0-0 | 0-4 | 3 | 8 | 11 | 2 | 4 | 1 | 3 | 2 | 0 | 24 |
| TEAM..... | | | | | | 2 | 2 | 2 | | | | | | | |
| Totals..... | | | 26-62 | 10-33 | 16-27 | 10 | 33 | 43 | 21 | 78 | 16 | 34 | 6 | 11 | 200 |

TOTAL FG% 1st Half: 9-25 36.0% 2nd Half: 17-37 45.9% Game: 41.9% DEADB
 3-Pt. FG% 1st Half: 3-13 23.1% 2nd Half: 7-20 35.0% Game: 30.3% REBS
 F Throw % 1st Half: 6-12 50.0% 2nd Half: 10-15 66.7% Game: 59.3% 5

HOME TEAM: Tennessee 9-2, 0-0

| # | Player Name | TOT-FG | | 3-PT | | REBOUNDS | | | PF | TP | A | TO | BLK | S | MIN |
|-------------|-------------------------|--------|--------|--------|-------|----------|-----|----|----|----|----|----|-----|----|-----|
| | | FG-FGA | FG-FGA | FT-FTA | OF | DE | TOT | | | | | | | | |
| 01 | Smith, Tyler..... | f | 5-6 | 0-0 | 6-8 | 2 | 4 | 6 | 3 | 16 | 3 | 4 | 1 | 4 | 20 |
| 04 | Chism, Wayne..... | c | 1-3 | 1-2 | 0-0 | 0 | 3 | 3 | 2 | 3 | 0 | 0 | 0 | 2 | 8 |
| 21 | Goins, Melvin..... | g | 0-3 | 0-0 | 3-4 | 0 | 4 | 4 | 2 | 3 | 2 | 3 | 0 | 2 | 22 |
| 23 | Tatum, Cameron..... | g | 3-12 | 0-5 | 1-2 | 1 | 2 | 3 | 1 | 7 | 3 | 1 | 0 | 1 | 20 |
| 32 | Hopson, Scotty..... | g | 5-10 | 0-4 | 0-1 | 1 | 4 | 5 | 1 | 10 | 1 | 2 | 1 | 1 | 17 |
| 00 | Woolridge, Renaldo..... | g | 3-7 | 1-3 | 2-2 | 2 | 6 | 8 | 1 | 9 | 3 | 0 | 1 | 0 | 17 |
| 03 | Maze, Bobby..... | g | 1-7 | 0-4 | 0-0 | 2 | 2 | 2 | 2 | 2 | 5 | 0 | 0 | 3 | 18 |
| 13 | McBee, Skylar..... | g | 4-7 | 3-6 | 1-1 | 1 | 0 | 1 | 3 | 12 | 2 | 0 | 0 | 3 | 17 |
| 20 | Hall, Kenny..... | g | 6-8 | 0-0 | 4-4 | 2 | 2 | 4 | 1 | 16 | 0 | 3 | 1 | 0 | 13 |
| 22 | Pearl, Steven..... | g | 1-1 | 0-0 | 0-0 | 1 | 0 | 1 | 1 | 2 | 0 | 1 | 0 | 0 | 3 |
| 24 | Bone, Josh..... | g | 1-3 | 0-2 | 0-0 | 0 | 0 | 0 | 0 | 2 | 0 | 0 | 0 | 0 | 6 |
| 30 | Prince, J.P..... | g | 4-6 | 0-0 | 2-5 | 1 | 1 | 2 | 3 | 10 | 6 | 4 | 2 | 4 | 17 |
| 33 | Williams, Brian..... | g | 3-9 | 0-0 | 1-2 | 7 | 4 | 11 | 3 | 7 | 1 | 5 | 0 | 1 | 22 |
| TEAM..... | | | | | | 2 | 2 | 2 | | | | | | | |
| Totals..... | | | 37-82 | 5-26 | 20-29 | 18 | 32 | 50 | 23 | 99 | 26 | 23 | 6 | 21 | 200 |

TOTAL FG% 1st Half: 21-40 52.5% 2nd Half: 16-42 38.1% Game: 45.1% DEADB
 3-Pt. FG% 1st Half: 5-13 38.5% 2nd Half: 0-13 0.0% Game: 19.2% REBS
 F Throw % 1st Half: 8-10 80.0% 2nd Half: 12-19 63.2% Game: 69.0% 3

North Carolina A&T vs Tulane 12/30/09 7 p.m. at New Orleans, La. (Fogelman Arena)

VISITORS: North Carolina A&T 4-9

| # | Player Name | TOT-FG | | 3-PT | | REBOUNDS | | | PF | TP | A | TO | BLK | S | MIN |
|----|-----------------------|--------|--------|--------|-----|----------|-----|---|----|----|---|----|-----|---|-----|
| | | FG-FGA | FG-FGA | FT-FTA | OF | DE | TOT | | | | | | | | |
| 33 | UPCHURCH, DaMetrius.. | f | 3-3 | 1-1 | 0-1 | 1 | 2 | 3 | 2 | 7 | 1 | 1 | 0 | 0 | 13 |
| 34 | JOHNSON, Robert..... | f | 2-6 | 0-3 | 0-0 | 0 | 3 | 3 | 1 | 4 | 0 | | | | |

Box Scores

C-NM vs North Carolina A&T 1/5/10 7 p.m. at Greensboro, N.C. (Corbett Sports Center)

VISITORS: C-NM 6-6

| ## | Player Name | TOT-FG | | 3-PT | | REBOUNDS | | PF | TP | A | TO | BLK | S | MIN |
|-------------|----------------------|--------|--------|--------|----|----------|-----|----|----|---|----|-----|----|-----|
| | | FG-FGA | FG-FGA | FT-FTA | OF | DE | TOT | | | | | | | |
| 14 | Dixon, Jordan..... | * 3-15 | 0-3 | 3-4 | 0 | 2 | 2 | 9 | 2 | 2 | 0 | 4 | 32 | |
| 21 | Crane, Collin..... | * 1-7 | 0-1 | 0-0 | 0 | 3 | 3 | 4 | 2 | 0 | 3 | 0 | 30 | |
| 23 | Sharp, Cameron..... | * 3-7 | 1-3 | 0-0 | 0 | 1 | 1 | 5 | 7 | 1 | 4 | 0 | 33 | |
| 25 | Maxtion, Darron..... | * 2-6 | 0-0 | 4-4 | 1 | 2 | 3 | 4 | 8 | 1 | 1 | 0 | 25 | |
| 42 | Evans, Brandon..... | * 1-3 | 0-0 | 0-0 | 2 | 3 | 5 | 2 | 2 | 0 | 1 | 0 | 17 | |
| 00 | Dowdell, Quinche.... | 3-5 | 0-0 | 9-10 | 2 | 6 | 8 | 3 | 15 | 0 | 0 | 1 | 22 | |
| 10 | Wesley, J.J..... | 8-14 | 6-9 | 2-4 | 1 | 1 | 2 | 2 | 24 | 1 | 0 | 1 | 34 | |
| 35 | Staten, Erwin..... | 3-3 | 1-1 | 0-0 | 1 | 1 | 2 | 1 | 7 | 0 | 1 | 0 | 7 | |
| TEAM..... | | | | | 3 | 3 | 6 | | | | 2 | | | |
| Totals..... | | 24-60 | 8-17 | 18-22 | 10 | 22 | 32 | 23 | 74 | 5 | 15 | 1 | 9 | 200 |

TOTAL FG% 1st Half: 12-28 42.9% 2nd Half: 12-32 37.5% Game: 40.0% DEADB
 3-Pt. FG% 1st Half: 5-10 50.0% 2nd Half: 3-7 42.9% Game: 47.1% REBS
 F Throw % 1st Half: 11-14 78.6% 2nd Half: 7-8 87.5% Game: 81.8% 4

HOME TEAM: North Carolina A&T 5-9

| ## | Player Name | TOT-FG | | 3-PT | | REBOUNDS | | PF | TP | A | TO | BLK | S | MIN |
|-------------|-----------------------|---------|--------|--------|----|----------|-----|----|----|----|----|-----|----|-----|
| | | FG-FGA | FG-FGA | FT-FTA | OF | DE | TOT | | | | | | | |
| 00 | SMITH, Lawrence..... | f 0-2 | 0-0 | 0-0 | 0 | 0 | 0 | 1 | 0 | 2 | 2 | 0 | 0 | 19 |
| 50 | PORTER, James..... | c 3-4 | 0-0 | 0-2 | 3 | 6 | 9 | 2 | 6 | 2 | 1 | 6 | 1 | 25 |
| 03 | ALSTON, Tavarus..... | g 5-12 | 1-6 | 5-7 | 1 | 2 | 3 | 1 | 16 | 6 | 4 | 0 | 31 | |
| 05 | JOSHUA, Dwane..... | g 11-17 | 5-7 | 4-5 | 4 | 6 | 10 | 4 | 31 | 1 | 6 | 0 | 35 | |
| 12 | SIMPSON, Nic..... | g 6-9 | 3-5 | 2-4 | 0 | 2 | 2 | 3 | 17 | 2 | 2 | 0 | 1 | 26 |
| 01 | BUCK, R.J..... | 0-0 | 0-0 | 0-0 | 1 | 0 | 1 | 0 | 0 | 0 | 0 | 0 | 1 | 5 |
| 02 | POWELL, Adrian..... | 0-2 | 0-2 | 0-0 | 0 | 0 | 0 | 1 | 0 | 0 | 0 | 0 | 0 | 4 |
| 10 | HILL, Marc..... | 2-3 | 1-2 | 3-3 | 0 | 1 | 1 | 0 | 8 | 4 | 0 | 0 | 2 | 16 |
| 20 | WILLIAMS, Jared..... | 0-1 | 0-0 | 0-0 | 0 | 0 | 0 | 0 | 0 | 0 | 0 | 0 | 0 | 4 |
| 31 | WITTEP, Austin..... | 1-3 | 1-3 | 0-0 | 0 | 2 | 2 | 3 | 1 | 4 | 0 | 0 | 0 | 21 |
| 33 | UPCHURCH, DaMetrius.. | 0-1 | 0-0 | 0-2 | 1 | 3 | 4 | 3 | 0 | 0 | 0 | 3 | 1 | 14 |
| TEAM..... | | | | | 4 | 4 | | | | | | | | |
| Totals..... | | 28-54 | 11-25 | 14-23 | 10 | 26 | 36 | 17 | 81 | 18 | 19 | 9 | 6 | 200 |

TOTAL FG% 1st Half: 12-30 40.0% 2nd Half: 16-24 66.7% Game: 51.9% DEADB
 3-Pt. FG% 1st Half: 9-21 42.9% 2nd Half: 2-4 50.0% Game: 44.0% REBS
 F Throw % 1st Half: 4-9 44.4% 2nd Half: 10-14 71.4% Game: 60.9% 3

North Carolina A&T vs Florida A&M 1/9/10 7:30 p.m. at Tallahassee, Fla. (Al Lawson Center)

VISITORS: North Carolina A&T 5-10, 1-1 MEAC

| ## | Player Name | TOT-FG | | 3-PT | | REBOUNDS | | PF | TP | A | TO | BLK | S | MIN |
|-------------|-----------------------|--------|--------|--------|----|----------|-----|----|----|----|----|-----|----|-----|
| | | FG-FGA | FG-FGA | FT-FTA | OF | DE | TOT | | | | | | | |
| 00 | SMITH, Lawrence..... | f 0-0 | 0-0 | 0-0 | 1 | 2 | 3 | 1 | 0 | 0 | 1 | 1 | 0 | 10 |
| 50 | PORTER, James..... | c 1-2 | 0-0 | 0-0 | 1 | 4 | 5 | 5 | 2 | 0 | 3 | 1 | 2 | 20 |
| 03 | ALSTON, Tavarus..... | g 4-7 | 2-4 | 4-4 | 1 | 2 | 3 | 14 | 1 | 6 | 1 | 3 | 34 | |
| 05 | JOSHUA, Dwane..... | g 4-16 | 2-9 | 0-0 | 1 | 1 | 2 | 5 | 10 | 1 | 2 | 0 | 1 | 26 |
| 12 | SIMPSON, Nic..... | g 0-5 | 0-3 | 0-0 | 1 | 1 | 2 | 1 | 0 | 1 | 0 | 0 | 0 | 13 |
| 01 | BUCK, R.J..... | 1-1 | 0-0 | 0-1 | 0 | 1 | 1 | 1 | 2 | 1 | 0 | 0 | 0 | 7 |
| 10 | HILL, Marc..... | 4-7 | 0-1 | 1-1 | 0 | 1 | 1 | 1 | 9 | 5 | 1 | 0 | 0 | 23 |
| 20 | WILLIAMS, Jared..... | 1-2 | 1-2 | 0-0 | 1 | 0 | 1 | 0 | 3 | 0 | 0 | 0 | 0 | 6 |
| 23 | COLEMAN, Thomas..... | 8-10 | 0-0 | 3-8 | 5 | 6 | 11 | 3 | 19 | 1 | 3 | 3 | 1 | 28 |
| 31 | WITTEP, Austin..... | 2-7 | 1-5 | 0-0 | 1 | 2 | 3 | 0 | 5 | 1 | 1 | 0 | 2 | 24 |
| 33 | UPCHURCH, DaMetrius.. | 1-2 | 0-0 | 0-0 | 1 | 1 | 2 | 0 | 2 | 0 | 1 | 0 | 0 | 9 |
| TEAM..... | | | | | 4 | 2 | 6 | | | | | | | |
| Totals..... | | 26-59 | 6-24 | 8-14 | 17 | 22 | 39 | 20 | 66 | 11 | 18 | 6 | 9 | 200 |

TOTAL FG% 1st Half: 10-28 35.7% 2nd Half: 16-31 51.6% Game: 44.1% DEADB
 3-Pt. FG% 1st Half: 4-14 28.6% 2nd Half: 2-10 20.0% Game: 25.0% REBS
 F Throw % 1st Half: 0-4 0.0% 2nd Half: 8-10 80.0% Game: 57.1% 3

HOME TEAM: Florida A&M 3-11, 1-1 MEAC

| ## | Player Name | TOT-FG | | 3-PT | | REBOUNDS | | PF | TP | A | TO | BLK | S | MIN | |
|-------------|-----------------------|--------|--------|--------|----|----------|-----|----|----|---|----|-----|----|-----|---|
| | | FG-FGA | FG-FGA | FT-FTA | OF | DE | TOT | | | | | | | | |
| 32 | JACKSON, Larry..... | f 6-10 | 0-0 | 2-5 | 3 | 5 | 8 | 2 | 14 | 1 | 3 | 0 | 0 | 36 | |
| 42 | CROWDER, Yannick..... | f 5-6 | 0-0 | 3-5 | 2 | 3 | 5 | 4 | 13 | 0 | 1 | 3 | 1 | 27 | |
| 03 | WALKER, Christopher.. | g 1-6 | 0-1 | 6-8 | 5 | 3 | 8 | 2 | 8 | 3 | 1 | 1 | 39 | | |
| 05 | JENKINS, Rasheem..... | g 2-8 | 0-4 | 2-2 | 0 | 0 | 0 | 1 | 6 | 2 | 2 | 0 | 2 | 32 | |
| 15 | BRYANT, Brandon..... | g 5-10 | 3-6 | 6-8 | 0 | 1 | 1 | 1 | 19 | 0 | 1 | 0 | 1 | 35 | |
| 01 | WALLACE, Travis..... | 3-4 | 0-0 | 0-0 | 1 | 3 | 4 | 0 | 6 | 0 | 1 | 1 | 1 | 8 | |
| 11 | BROWN, Isaac..... | 0-1 | 0-1 | 0-0 | 0 | 0 | 0 | 1 | 0 | 0 | 0 | 0 | 0 | 3 | |
| 21 | BENT, Cecil..... | 0-0 | 0-0 | 0-0 | 0 | 0 | 0 | 2 | 0 | 0 | 0 | 0 | 0 | 2 | |
| 22 | STEVENS, Amin..... | 1-5 | 0-0 | 0-1 | 0 | 1 | 1 | 0 | 2 | 0 | 0 | 0 | 0 | 1 | 7 |
| 25 | BUCHANON, David..... | 1-4 | 0-2 | 0-0 | 0 | 1 | 1 | 3 | 2 | 1 | 1 | 0 | 0 | 11 | |
| TEAM..... | | | | | 4 | 2 | 6 | | | | | | | | |
| Totals..... | | 24-54 | 3-14 | 19-29 | 15 | 19 | 34 | 16 | 70 | 7 | 12 | 5 | 7 | 200 | |

TOTAL FG% 1st Half: 11-30 36.7% 2nd Half: 13-24 54.2% Game: 44.4% DEADB
 3-Pt. FG% 1st Half: 1-7 14.3% 2nd Half: 2-7 28.6% Game: 21.4% REBS
 F Throw % 1st Half: 4-7 57.1% 2nd Half: 15-22 68.2% Game: 65.5% 3

North Carolina A&T vs Bethune-Cookman 1/11/10 7:55 pm at Moore Gymnasium, Daytona Beach, Fla.

VISITORS: North Carolina A&T 5-11 (1-2)

| ## | Player Name | TOT-FG | | 3-PT | | REBOUNDS | | PF | TP | A | TO | BLK | S | MIN |
|-------------|-----------------------|--------|--------|--------|----|----------|-----|----|----|----|----|-----|---|-----|
| | | FG-FGA | FG-FGA | FT-FTA | OF | DE | TOT | | | | | | | |
| 00 | SMITH, Lawrence..... | f 1-1 | 0-0 | 0-0 | 0 | 0 | 0 | 3 | 2 | 0 | 2 | 0 | 0 | 11 |
| 50 | PORTER, James..... | c 3-3 | 0-0 | 2-2 | 2 | 4 | 6 | 3 | 8 | 0 | 3 | 1 | 0 | 12 |
| 03 | ALSTON, Tavarus..... | g 4-10 | 4-8 | 1-3 | 0 | 2 | 2 | 2 | 13 | 4 | 4 | 0 | 1 | 27 |
| 05 | JOSHUA, Dwane..... | g 4-14 | 4-8 | 3-4 | 2 | 2 | 4 | 1 | 15 | 0 | 5 | 0 | 1 | 33 |
| 12 | SIMPSON, Nic..... | g 0-4 | 0-3 | 3-4 | 1 | 2 | 3 | 3 | 2 | 2 | 0 | 0 | 0 | 27 |
| 01 | BUCK, R.J..... | 1-1 | 0-0 | 0-0 | 0 | 0 | 0 | 0 | 2 | 1 | 0 | 0 | 1 | 8 |
| 02 | POWELL, Adrian..... | 0-0 | 0-0 | 0-0 | 0 | 0 | 0 | 0 | 0 | 0 | 0 | 0 | 0 | 0 |
| 10 | HILL, Marc..... | 2-4 | 2-4 | 1-2 | 0 | 2 | 2 | 0 | 7 | 1 | 4 | 0 | 0 | 25 |
| 23 | COLEMAN, Thomas..... | 3-5 | 0-0 | 4-6 | 2 | 4 | 6 | 1 | 10 | 2 | 2 | 5 | 0 | 30 |
| 31 | WITTEP, Austin..... | 1-3 | 1-3 | 0-0 | 2 | 0 | 2 | 1 | 3 | 0 | 1 | 1 | 2 | 12 |
| 33 | UPCHURCH, DaMetrius.. | 1-1 | 0-0 | 0-0 | 1 | 0 | 1 | 0 | 2 | 0 | 0 | 0 | 0 | 15 |
| TEAM..... | | | | | 2 | 2 | | | | | | | | |
| Totals..... | | 20-46 | 11-26 | 14-21 | 10 | 18 | 28 | 14 | 65 | 10 | 22 | 8 | 7 | 200 |

TOTAL FG% 1st Half: 10-25 40.0% 2nd Half: 10-21 47.6% Game: 43.5% DEADB
 3-Pt. FG% 1st Half: 6-16 37.5% 2nd Half: 5-10 50.0% Game: 42.3% REBS
 F Throw % 1st Half: 12-17 70.6% 2nd Half: 2-4 50.0% Game: 66.7% 5

HOME TEAM: Bethune-Cookman 10-6 (3-0)

| ## | Player Name | TOT-FG | | 3-PT | | REBOUNDS | | PF | TP | A | TO | BLK | S | MIN |
|-------------|-----------------------|--------|--------|--------|----|----------|-----|----|----|----|----|-----|----|-----|
| | | FG-FGA | FG-FGA | FT-FTA | OF | DE | TOT | | | | | | | |
| 32 | STARLING, Alexander.. | f 2-4 | 0-0 | 5-8 | 4 | 3 | 7 | 3 | 9 | 2 | 0 | 0 | 7 | 22 |
| 33 | ADAMS, Tyrel..... | c 0-2 | 0-0 | 1-2 | 1 | 0 | 1 | 1 | 1 | 0 | 0 | 0 | 0 | 13 |
| 02 | MILLER, Aric..... | g 2-4 | 0-0 | 2-4 | 0 | 2 | 2 | 2 | 6 | 1 | 2 | 0 | 0 | 14 |
| 03 | REED, C.J..... | g 6-18 | 2-5 | 1-4 | 3 | 3 | 6 | 1 | 15 | 5 | 6 | 0 | 1 | 38 |
| 10 | ELLIOTT, Stanley..... | g 2-6 | 0-1 | 0-0 | 2 | 1 | 3 | 5 | 4 | 1 | 2 | 0 | 1 | 19 |
| 01 | THOMAS, Jarrell..... | 3-4 | 2-3 | 0-0 | 0 | 0 | 0 | 2 | 8 | 0 | 1 | 0 | 0 | 16 |
| 05 | ABRAHAMS, Albert..... | 9-10 | 0-0 | 1-2 | 3 | 3 | 6 | 2 | 19 | 1 | 0 | 0 | 1 | 22 |
| 11 | BRYANT, Javoris..... | 1-4 | 0-0 | 2-2 | 1 | 2 | 3 | 0 | 4 | 0 | 1 | 0 | 0 | 21 |
| 12 | ANUSIONWU, Kene..... | 0-0 | 0-0 | 0-0 | 0 | 0 | 0 | 0 | 0 | 0 | 1 | 0 | 0 | 0 |
| 21 | DUKES, Kevin..... | 0-3 | 0-2 | 0-0 | 2 | 0 | 2 | 0 | 0 | 1 | 1 | 0 | 1 | 22 |
| 23 | WILLIFORD, Atrouine.. | 0-1 | 0-0 | 0-0 | 1 | 0 | 1 | 2 | 0 | 0 | 0 | 1 | 0 | 13 |
| TEAM..... | | | | | 1 | 2 | 3 | | | | 1 | | | |
| Totals..... | | 25-56 | 4-11 | 12-22 | 18 | 16 | 34 | 18 | 66 | 11 | 15 | 1 | 11 | 200 |

TOTAL FG% 1st Half: 13-28 46.4% 2nd Half: 12-28 42.9% Game: 44.6% DEADB
 3-Pt. FG% 1st Half: 3-6 50.0% 2nd Half: 1-5 20.0% Game: 36.4% REBS
 F Throw % 1st Half: 8-16 50.0% 2nd Half: 4-6 66.7% Game: 54.5% 7

Howard vs North Carolina A&T 1/16/10 4 p.m. at Greensboro, NC (Corbett Sports Center)

VISITORS: Howard 4-14, 3-1 MEAC

| ## | Player Name | TOT-FG | | 3-PT | | REBOUNDS | | PF | TP | A | TO | BLK | S | MIN |
|----|------------------------|--------|--------|--------|----|----------|-----|----|----|---|----|-----|----|-----|
| | | FG-FGA | FG-FGA | FT-FTA | OF | DE | TOT | | | | | | | |
| 00 | WHITE, Curtis..... | * 7-12 | 3-5 | 1-2 | 1 | 5 | 6 | 1 | 18 | 3 | 3 | 1 | 1 | 32 |
| 02 | THOMPSON, Calvin..... | * 9-15 | 3-5 | 12-15 | 0 | 7 | 0 | 33 | 1 | 2 | 0 | 2 | 35 | |
| 13 | PHILLIPS, Mike..... | * 1-2 | 0-0 | 2-4 | 0 | 1 | 1 | 4 | 4 | 0 | 1 | 0 | 1 | 19 |
| 21 | COLLINS, Dadrion..... | * 5-16 | 3-7 | 2-3 | 2 | 2 | 4 | 2 | 15 | 2 | 1 | 0 | 2 | 35 |
| 54 | KIRKPATRICK, Paul..... | * 2-2 | 0-0 | 0-2 | 3 | 1 | 4 | 4 | 4 | 1 | 1 | 0 | 0 | 22 |
| 01 | MUKOLE, Kandii..... | 3-5 | 0-1 | 0-0 | 1 | 5 | 6 | 4 | 6 | 0 | 0 | 0 | 1 | 25 |
| 05 | WALKER, Adam..... | 0-0 | 0-0 | 0-0 | 0 | 0 | 0 | 0 | 0 | 0 | 0 | 0 | 0 | 0 |
| 12 | BRAIMBRIDGE, Yannick.. | 0-0 | 0-0 | 0-0 | 0 | 0 | 0 | 0 | 0 | 0 | 1 | 0 | 0 | 4 |
| 15 | RILEY, Kyle..... | 1-2 | 0-0 | 0-0 | 0 | 0 | 0 | 1 | 2 | 2 | 1 | 0 | 0 | 9 |
| 22 | LAWRENCE, Gary..... | 0-0 | 0-0 | 0-0 | 0 | 0 | 0 | 0 | 0 | 0 | 1 | 0 | 0 | 2 |
| 25 | PRINCE, C.J..... | 0-0 | 0-0 | 0-0 | 0 | 0 | 0 | 0 | 0 | 0 | 0 | 0 | 0 | 3 |
| 32 | COOPER, Nate..... | 0-1 | 0-0 | 0-0 | 1 | 0 | | | | | | | | |

Box Scores

Hampton vs North Carolina A&T 1/18/10 8 p.m. at Greensboro, NC (Corbett Sports Center)

VISITORS: Hampton 5-12, 2-3 MEAC

| # | Player Name | TOT-FG | | 3-PT | | REBOUNDS | | PF | TP | A | TO | BLK | S | MIN | |
|-------------|------------------------|--------|--------|--------|-------|----------|-----|----|----|----|----|-----|---|-----|-----|
| | | FG-FGA | FG-FGA | FT-FTA | OF | DE | TOT | | | | | | | | |
| 01 | PELLUM, Darrion..... | f | 4-7 | 0-2 | 2-2 | 0 | 2 | 2 | 2 | 10 | 0 | 3 | 0 | 25 | |
| 20 | FUNCHES, Charles..... | f | 3-7 | 0-0 | 4-4 | 1 | 5 | 6 | 5 | 10 | 1 | 1 | 0 | 30 | |
| 21 | FREEMAN, Michael..... | f | 5-7 | 0-0 | 1-1 | 3 | 8 | 11 | 1 | 11 | 0 | 3 | 1 | 33 | |
| 02 | SIMPSON, Vincent..... | g | 2-9 | 0-4 | 4-5 | 0 | 4 | 4 | 1 | 8 | 2 | 3 | 0 | 25 | |
| 05 | TUNNELL, Brandon..... | g | 0-3 | 0-0 | 2-2 | 0 | 0 | 0 | 4 | 2 | 2 | 3 | 0 | 19 | |
| 03 | BROOKS, Jordan..... | g | 1-3 | 0-1 | 2-2 | 1 | 3 | 4 | 1 | 4 | 3 | 1 | 0 | 21 | |
| 22 | TOLSON, Christopher.. | g | 2-5 | 2-4 | 1-2 | 1 | 3 | 4 | 2 | 7 | 0 | 1 | 0 | 11 | |
| 23 | MORGAN, Kwame..... | g | 4-9 | 3-4 | 2-2 | 3 | 2 | 5 | 1 | 13 | 1 | 1 | 0 | 20 | |
| 32 | NFOKO, Jonathan..... | g | 0-0 | 0-0 | 0-0 | 0 | 0 | 0 | 0 | 0 | 1 | 0 | 0 | 4 | |
| 33 | REED, Koron..... | g | 0-0 | 0-0 | 0-0 | 0 | 0 | 0 | 0 | 0 | 0 | 0 | 0 | 1 | |
| 50 | LOLA-CHARLES, Milade.. | g | 0-0 | 0-0 | 0-2 | 2 | 0 | 2 | 4 | 0 | 1 | 0 | 0 | 11 | |
| TEAM..... | | | | | | 3 | 4 | 7 | | | | | | | |
| Totals..... | | | 21-50 | 5-15 | 18-22 | 13 | 29 | 42 | 21 | 65 | 10 | 19 | 1 | 8 | 200 |

TOTAL FG% 1st Half: 13-26 50.0% 2nd Half: 8-24 33.3% Game: 42.0% DEADB
 3-Pt. FG% 1st Half: 5-12 41.7% 2nd Half: 0-3 0.0% Game: 33.3% REBS
 F Throw % 1st Half: 8-9 88.9% 2nd Half: 10-13 76.9% Game: 81.8% 1

HOME TEAM: North Carolina A&T 5-13, 1-4 MEAC

| # | Player Name | TOT-FG | | 3-PT | | REBOUNDS | | PF | TP | A | TO | BLK | S | MIN | |
|-------------|-----------------------|--------|--------|--------|-------|----------|-----|----|----|----|----|-----|---|-----|-----|
| | | FG-FGA | FG-FGA | FT-FTA | OF | DE | TOT | | | | | | | | |
| 00 | SMITH, Lawrence..... | f | 0-1 | 0-0 | 0-0 | 1 | 3 | 4 | 2 | 0 | 1 | 0 | 0 | 12 | |
| 50 | PORTER, James..... | c | 0-2 | 0-0 | 0-0 | 0 | 1 | 1 | 2 | 0 | 0 | 1 | 0 | 17 | |
| 03 | ALSTON, Tavarus..... | g | 3-9 | 2-5 | 2-6 | 0 | 1 | 1 | 0 | 10 | 4 | 5 | 0 | 34 | |
| 05 | JOSHUA, Dwane..... | g | 6-16 | 1-7 | 5-8 | 2 | 5 | 7 | 2 | 18 | 3 | 3 | 0 | 34 | |
| 12 | SIMPSON, Nic..... | g | 2-6 | 2-5 | 2-2 | 0 | 0 | 0 | 3 | 8 | 2 | 3 | 0 | 30 | |
| 01 | BUCK, R.J..... | g | 0-0 | 0-0 | 0-0 | 0 | 0 | 0 | 3 | 0 | 1 | 0 | 0 | 5 | |
| 10 | HILL, Marc..... | g | 0-3 | 0-2 | 0-0 | 0 | 0 | 0 | 0 | 0 | 1 | 0 | 0 | 7 | |
| 23 | COLEMAN, Thomas..... | g | 7-11 | 0-0 | 2-5 | 5 | 5 | 10 | 2 | 16 | 0 | 1 | 1 | 28 | |
| 31 | WITTER, Austin..... | g | 1-5 | 1-4 | 0-0 | 1 | 3 | 4 | 2 | 3 | 0 | 0 | 0 | 21 | |
| 33 | UPCHURCH, DaMetrius.. | g | 0-0 | 0-0 | 0-0 | 0 | 0 | 0 | 0 | 0 | 0 | 0 | 0 | 2 | |
| TEAM..... | | | | | | 1 | 1 | 2 | | | | | | | |
| Totals..... | | | 19-53 | 6-23 | 11-21 | 10 | 19 | 29 | 16 | 55 | 11 | 14 | 2 | 3 | 200 |

TOTAL FG% 1st Half: 9-24 37.5% 2nd Half: 10-29 34.5% Game: 35.8% DEADB
 3-Pt. FG% 1st Half: 3-10 30.0% 2nd Half: 3-13 23.1% Game: 26.1% REBS
 F Throw % 1st Half: 7-11 63.6% 2nd Half: 4-10 40.0% Game: 52.4% 5

North Carolina A&T vs South Carolina State 01/23/10 4:00 PM at Orangeburg, SC (S-H-M Memorial Ctr.)

VISITORS: North Carolina A&T 6-13, 2-4 MEAC

| # | Player Name | TOT-FG | | 3-PT | | REBOUNDS | | PF | TP | A | TO | BLK | S | MIN | |
|-------------|----------------------|--------|--------|--------|------|----------|-----|----|----|----|----|-----|---|-----|-----|
| | | FG-FGA | FG-FGA | FT-FTA | OF | DE | TOT | | | | | | | | |
| 31 | WITTER, Austin..... | f | 0-8 | 0-6 | 0-0 | 0 | 3 | 3 | 0 | 0 | 7 | 0 | 0 | 1 | 30 |
| 34 | JOHNSON, Robert..... | f | 3-6 | 0-2 | 0-0 | 1 | 1 | 2 | 2 | 6 | 0 | 2 | 2 | 0 | 29 |
| 23 | COLEMAN, Thomas..... | c | 4-6 | 0-0 | 0-0 | 1 | 6 | 7 | 1 | 8 | 0 | 0 | 1 | 0 | 27 |
| 03 | ALSTON, Tavarus..... | g | 5-10 | 4-7 | 4-6 | 0 | 5 | 5 | 4 | 18 | 5 | 4 | 0 | 1 | 29 |
| 12 | SIMPSON, Nic..... | g | 4-7 | 2-3 | 1-2 | 0 | 0 | 0 | 2 | 11 | 2 | 2 | 0 | 0 | 19 |
| 00 | SMITH, Lawrence..... | g | 0-0 | 0-0 | 1-2 | 0 | 3 | 3 | 4 | 1 | 0 | 1 | 0 | 0 | 12 |
| 05 | JOSHUA, Dwane..... | g | 5-7 | 2-3 | 0-0 | 1 | 0 | 1 | 2 | 12 | 2 | 2 | 0 | 1 | 27 |
| 10 | HILL, Marc..... | g | 1-1 | 1-1 | 2-2 | 0 | 3 | 3 | 0 | 5 | 1 | 1 | 0 | 2 | 12 |
| 50 | PORTER, James..... | g | 3-4 | 0-0 | 0-1 | 0 | 1 | 1 | 2 | 6 | 0 | 0 | 3 | 0 | 15 |
| TEAM..... | | | | | | 5 | 5 | | | | | | | | 1 |
| Totals..... | | | 25-49 | 9-22 | 8-13 | 3 | 27 | 30 | 17 | 67 | 17 | 13 | 6 | 5 | 200 |

TOTAL FG% 1st Half: 13-29 44.8% 2nd Half: 12-20 60.0% Game: 51.0% DEADB
 3-Pt. FG% 1st Half: 5-11 45.5% 2nd Half: 4-11 36.4% Game: 40.9% REBS
 F Throw % 1st Half: 5-7 71.4% 2nd Half: 3-6 50.0% Game: 61.5% 1

HOME TEAM: South Carolina State 8-8, 2-3 MEAC

| # | Player Name | TOT-FG | | 3-PT | | REBOUNDS | | PF | TP | A | TO | BLK | S | MIN | |
|-------------|------------------------|--------|--------|--------|-------|----------|-----|----|----|----|----|-----|---|-----|-----|
| | | FG-FGA | FG-FGA | FT-FTA | OF | DE | TOT | | | | | | | | |
| 12 | PITTLER, Rio..... | f | 2-4 | 0-0 | 0-0 | 2 | 2 | 4 | 2 | 4 | 1 | 1 | 1 | 0 | 20 |
| 15 | FLAGLER, Jason..... | f | 8-11 | 0-0 | 4-4 | 3 | 7 | 10 | 0 | 20 | 1 | 2 | 0 | 0 | 38 |
| 03 | WILLIAMS, Tyvon..... | g | 2-7 | 1-5 | 2-3 | 1 | 2 | 3 | 1 | 7 | 2 | 2 | 0 | 1 | 21 |
| 04 | PORTER, Darnell..... | g | 5-17 | 2-9 | 5-6 | 1 | 6 | 7 | 3 | 17 | 2 | 2 | 0 | 1 | 33 |
| 22 | BENNETT, Carrion..... | g | 2-6 | 0-3 | 0-0 | 0 | 1 | 1 | 2 | 4 | 0 | 4 | 0 | 0 | 31 |
| 01 | TOOMBS, Khalif..... | g | 0-4 | 0-2 | 1-2 | 0 | 2 | 2 | 4 | 1 | 3 | 0 | 0 | 1 | 22 |
| 05 | SMALLS, Brandon..... | g | 0-0 | 0-0 | 0-0 | 0 | 2 | 2 | 2 | 0 | 0 | 0 | 0 | 0 | 5 |
| 21 | WILLIAMS, Arsenio..... | g | 2-6 | 0-0 | 1-2 | 3 | 2 | 5 | 1 | 5 | 0 | 1 | 0 | 0 | 18 |
| 24 | HELFARE, Westley..... | g | 0-3 | 0-3 | 0-0 | 0 | 0 | 0 | 1 | 0 | 0 | 1 | 0 | 1 | 10 |
| 32 | MAXEY, Jodd..... | g | 0-1 | 0-0 | 0-0 | 0 | 0 | 0 | 0 | 0 | 0 | 0 | 0 | 0 | 2 |
| TEAM..... | | | | | | 4 | 1 | 5 | | | | | | | 1 |
| Totals..... | | | 21-59 | 3-22 | 13-17 | 14 | 25 | 39 | 16 | 58 | 9 | 14 | 1 | 4 | 200 |

TOTAL FG% 1st Half: 10-31 32.3% 2nd Half: 11-28 39.3% Game: 35.6% DEADB
 3-Pt. FG% 1st Half: 2-12 16.7% 2nd Half: 4-11 36.4% Game: 40.9% REBS
 F Throw % 1st Half: 5-8 62.5% 2nd Half: 8-9 88.9% Game: 76.5% 1

North Carolina A&T vs Winston-Salem State 1/25/10 8:30 p.m. at Winston-Salem, N.C. (LJVM Coliseum)

VISITORS: North Carolina A&T 6-14

| # | Player Name | TOT-FG | | 3-PT | | REBOUNDS | | PF | TP | A | TO | BLK | S | MIN | |
|-------------|----------------------|--------|--------|--------|-------|----------|-----|----|----|----|----|-----|---|-----|-----|
| | | FG-FGA | FG-FGA | FT-FTA | OF | DE | TOT | | | | | | | | |
| 23 | COLEMAN, Thomas..... | f | 3-7 | 0-0 | 3-3 | 3 | 4 | 7 | 2 | 9 | 1 | 1 | 2 | 0 | 31 |
| 34 | JOHNSON, Robert..... | f | 6-16 | 1-6 | 1-1 | 2 | 2 | 4 | 0 | 14 | 1 | 0 | 2 | 0 | 28 |
| 03 | ALSTON, Tavarus..... | g | 4-7 | 4-6 | 5-6 | 0 | 2 | 2 | 4 | 17 | 3 | 5 | 0 | 0 | 21 |
| 12 | SIMPSON, Nic..... | g | 3-10 | 2-7 | 2-3 | 0 | 3 | 3 | 4 | 10 | 3 | 1 | 0 | 4 | 29 |
| 31 | WITTER, Austin..... | g | 0-1 | 0-1 | 0-0 | 0 | 4 | 4 | 3 | 0 | 1 | 4 | 0 | 1 | 33 |
| 00 | SMITH, Lawrence..... | g | 0-0 | 0-0 | 0-0 | 0 | 0 | 0 | 5 | 0 | 3 | 0 | 0 | 0 | 9 |
| 02 | POWELL, Adrian..... | g | 0-0 | 0-0 | 0-0 | 0 | 0 | 0 | 0 | 0 | 1 | 0 | 1 | 3 | 3 |
| 05 | JOSHUA, Dwane..... | g | 0-6 | 0-3 | 2-3 | 1 | 5 | 6 | 5 | 2 | 0 | 4 | 0 | 0 | 12 |
| 10 | HILL, Marc..... | g | 1-1 | 0-0 | 0-0 | 0 | 1 | 1 | 0 | 2 | 0 | 3 | 0 | 0 | 18 |
| 50 | PORTER, James..... | g | 1-2 | 0-0 | 1-2 | 1 | 5 | 6 | 2 | 3 | 0 | 2 | 0 | 0 | 16 |
| TEAM..... | | | | | | 4 | 2 | 6 | | | | | | | 1 |
| Totals..... | | | 18-50 | 7-23 | 14-18 | 11 | 28 | 39 | 25 | 57 | 9 | 25 | 4 | 6 | 200 |

TOTAL FG% 1st Half: 7-22 31.8% 2nd Half: 11-28 39.3% Game: 36.0% DEADB
 3-Pt. FG% 1st Half: 4-11 36.4% 2nd Half: 3-12 25.0% Game: 30.4% REBS
 F Throw % 1st Half: 6-7 85.7% 2nd Half: 8-11 72.7% Game: 77.8% 2

HOME TEAM: Winston-Salem State 7-10

| # | Player Name | TOT-FG | | 3-PT | | REBOUNDS | | PF | TP | A | TO | BLK | S | MIN | |
|-------------|------------------------|--------|--------|--------|-------|----------|-----|----|----|----|----|-----|---|-----|-----|
| | | FG-FGA | FG-FGA | FT-FTA | OF | DE | TOT | | | | | | | | |
| 05 | CARTER, Shelton..... | f | 1-6 | 1-5 | 0-0 | 1 | 2 | 3 | 2 | 3 | 1 | 4 | 0 | 1 | 26 |
| 44 | MORRIS, Corey..... | f | 1-1 | 0-0 | 0-0 | 0 | 0 | 0 | 3 | 2 | 0 | 2 | 0 | 0 | 10 |
| 24 | DAVIS, Paul..... | c | 4-9 | 0-0 | 4-6 | 5 | 5 | 10 | 1 | 12 | 0 | 4 | 3 | 1 | 35 |
| 02 | WELLS, Marcus..... | g | 3-11 | 0-4 | 6-7 | 0 | 0 | 0 | 1 | 12 | 1 | 2 | 0 | 3 | 19 |
| 03 | FISHER, Brian..... | g | 2-6 | 0-1 | 4-5 | 1 | 3 | 4 | 1 | 8 | 2 | 0 | 3 | 2 | 29 |
| 01 | MONGER, Lamar..... | g | 3-6 | 1-3 | 1-2 | 0 | 5 | 2 | 8 | 1 | 1 | 0 | 1 | 0 | 17 |
| 11 | JACKSON, Andrew..... | g | 2-7 | 2-5 | 1-2 | 0 | 2 | 2 | 3 | 7 | 1 | 0 | 0 | 2 | 23 |
| 20 | PLATT, Stephon..... | g | 2-5 | 0-0 | 0-0 | 0 | 1 | 1 | 1 | 4 | 0 | 0 | 1 | 0 | 13 |
| 32 | HOBBS, Brandon..... | g | 0-0 | 0-0 | 2-2 | 2 | 1 | 3 | 2 | 2 | 2 | 2 | 0 | 1 | 9 |
| 42 | ALCIUS, McIntoche..... | g | 0-4 | 0-0 | 1-3 | 3 | 3 | 6 | 2 | 1 | 1 | 1 | 0 | 1 | 19 |
| TEAM..... | | | | | | 1 | 1 | 2 | | | | | | | 1 |
| Totals..... | | | 18-55 | 4-18 | 19-27 | 13 | 23 | 36 | 18 | 59 | 10 | 18 | 4 | 13 | 200 |

TOTAL FG% 1st Half: 12-28 42.9% 2nd Half: 6-27 22.2% Game: 32.7% DEADB
 3-Pt. FG% 1st Half: 2-8 25.0% 2nd Half: 2-10 20.0% Game: 22.2% REBS
 F Throw % 1st Half: 8-10 80.0% 2nd Half: 11-17 64.7% Game: 70.4% 4

Coppin State vs North Carolina A&T 1/31/10 3 p.m. at Greensboro, N.C. (Corbett Sports Center)

VISITORS: Coppin State 5-14, 0-7 MEAC

| # | Player Name | TOT-FG | | 3-PT | | REBOUNDS | | PF | TP | A | TO | BLK | S | MIN | |
|-------------|------------------------|--------|--------|--------|-----|----------|-----|----|----|----|----|-----|---|-----|----|
| | | FG-FGA | FG-FGA | FT-FTA | OF | DE | TOT | | | | | | | | |
| 33 | COLEMAN, Sam..... | f | 1-4 | 0-0 | 0-0 | 1 | 4 | 5 | 2 | 2 | 0 | 3 | 1 | 1 | 20 |
| 50 | KUCINSKAS, Ceslovas.. | f | 2-2 | 0-0 | 0-0 | 2 | 0 | 2 | 1 | 4 | 0 | 1 | 0 | 0 | 16 |
| 05 | HARPER, Michael..... | g | 5-10 | 4-6 | 0-0 | 0 | 2 | 2 | 2 | 14 | 0 | 2 | 0 | 0 | 19 |
| 11 | GOLDSBERRY, Vince..... | g | 1-5 | 0-0 | 4-6 | 1 | 4 | 5 | 2 | 6 | 3 | 4 | 0 | 1 | 23 |
| 24 | BROWN, Kareem..... | g | 0-7 | 0-6 | 1-2 | 0 | 2 | 2 | 4 | 1 | 2 | 2 | 0 | 2 | 19 |
| 10 | YOUNG, Lenny..... | g | 3-10 | 2-7 | 1-2 | 2 | 1 | 3 | 0 | 9 | 4 | 1 | 0 | 0 | 20 |
| 15 | JACKSON, George..... | g | 1-3 | 1-2 | 0-0 | 0 | 1 | 1 | 1 | 3 | 1 | 3 | 0 | 0 | 20 |
| 20 | REGGINS, Quinston..... | g | 2-3 | 1-2 | 0-0 | 0 | 1 | 1 | 3 | 5 | 5 | 2 | 0 | 1 | 19 |
| 31 | HAYDEN, Eddie..... | g | 1-3 | 0-1 | 0-0 | 0 | 3 | 3 | 3 | 2 | 1 | 0 | 0 | 0 | 20 |
| 34 | DOUGHTY, Branden..... | g | 8-9 | 0-0 | 0-0 | 3 | 3 | 6 | 3 | 16 | 0 | 1 | 0 | 1 | 24 |
| TEAM..... | | | | | | 2 | 3 | 5 | | | | | | | 1 |
| Totals..... | | | 24-56 | 8- | | | | | | | | | | | |

Box Scores

MSU vs North Carolina A&T

2/1/10 8 p.m. at Greensboro, N.C. (Corbett Sports Center)

VISITORS: MSU 16-7, 8-0

| # | Player Name | TOT-FG | | 3-PT | | REBOUNDS | | | | | PF | TP | A | TO | BLK | S | MIN |
|--------|------------------|--------|--------|--------|----|----------|-----|----|----|---|----|----|----|-----|-----|---|-----|
| | | FG-FGA | FG-FGA | FT-FTA | OF | DE | TOT | PF | TP | A | | | | | | | |
| 03 | SMITH, Danny | * 1-3 | 0-1 | 0-1 | 0 | 1 | 1 | 2 | 5 | 4 | 0 | 0 | 27 | | | | |
| 11 | HOLMES, Reggie | * 9-16 | 4-9 | 4-5 | 4 | 1 | 5 | 3 | 26 | 0 | 4 | 0 | 1 | 30 | | | |
| 23 | SMITH, Troy | * 4-9 | 3-4 | 5-6 | 1 | 5 | 6 | 1 | 16 | 2 | 0 | 0 | 1 | 34 | | | |
| 33 | THOMPSON, Kevin | * 3-10 | 0-0 | 4-4 | 9 | 11 | 20 | 3 | 10 | 2 | 0 | 3 | 2 | 39 | | | |
| 34 | ALI, Ameer | * 1-2 | 0-0 | 2-4 | 1 | 1 | 2 | 1 | 4 | 0 | 2 | 2 | 10 | | | | |
| 13 | THOMAS, Sean | 0-2 | 0-1 | 1-2 | 0 | 0 | 0 | 3 | 1 | 0 | 6 | 0 | 1 | 14 | | | |
| 21 | DAVIS, Joe | 0-5 | 0-3 | 3-6 | 1 | 2 | 3 | 1 | 3 | 0 | 1 | 0 | 0 | 19 | | | |
| 23 | JACKSON, DeWayne | 4-12 | 2-5 | 0-0 | 4 | 3 | 7 | 3 | 10 | 0 | 2 | 1 | 0 | 24 | | | |
| 42 | STOKES, Rodney | 0-0 | 0-0 | 2-2 | 1 | 0 | 1 | 0 | 2 | 0 | 0 | 0 | 0 | 3 | | | |
| TEAM | | | | | | 1 | | 5 | | 6 | | 1 | | | | | |
| Totals | | 22-59 | 9-23 | 21-30 | 22 | 29 | 51 | 16 | 74 | 9 | 20 | 4 | 7 | 200 | | | |

TOTAL FG% 1st Half: 11-31 35.5% 2nd Half: 11-28 39.3% Game: 37.3% DEADB
 3-Pt. FG% 1st Half: 4-10 40.0% 2nd Half: 5-13 38.5% Game: 39.1% REBS
 F Throw % 1st Half: 11-15 73.3% 2nd Half: 10-15 66.7% Game: 70.0% 4

HOME TEAM: North Carolina A&T 7-15, 3-5

| # | Player Name | TOT-FG | | 3-PT | | REBOUNDS | | | | | PF | TP | A | TO | BLK | S | MIN |
|--------|-----------------|--------|--------|--------|----|----------|-----|----|----|----|----|----|---|-----|-----|---|-----|
| | | FG-FGA | FG-FGA | FT-FTA | OF | DE | TOT | PF | TP | A | | | | | | | |
| 31 | WITTER, Austin | f 3-4 | 2-3 | 0-0 | 0 | 3 | 3 | 3 | 8 | 1 | 2 | 0 | 0 | 22 | | | |
| 34 | JOHNSON, Robert | f 3-9 | 0-4 | 0-1 | 3 | 2 | 5 | 2 | 6 | 2 | 5 | 0 | 1 | 30 | | | |
| 23 | COLEMAN, Thomas | c 4-8 | 0-1 | 3-6 | 3 | 5 | 8 | 4 | 11 | 2 | 3 | 2 | 1 | 28 | | | |
| 03 | ALSTON, Tavarus | g 9-17 | 1-4 | 4-5 | 0 | 1 | 1 | 1 | 23 | 3 | 1 | 0 | 1 | 30 | | | |
| 05 | JOSHUA, Dwane | g 3-10 | 2-6 | 1-2 | 1 | 0 | 1 | 3 | 9 | 1 | 3 | 0 | 2 | 31 | | | |
| 00 | SMITH, Lawrence | 0-1 | 0-0 | 0-0 | 1 | 0 | 1 | 3 | 0 | 0 | 0 | 0 | 0 | 8 | | | |
| 01 | BUCK, R.J. | 0-1 | 0-0 | 0-0 | 0 | 0 | 0 | 0 | 0 | 0 | 0 | 1 | 0 | 4 | | | |
| 10 | HILL, Marc | 1-4 | 0-0 | 0-0 | 0 | 0 | 0 | 1 | 2 | 3 | 0 | 0 | 1 | 13 | | | |
| 12 | SIMPSON, Nic | 1-4 | 1-3 | 1-2 | 0 | 1 | 1 | 1 | 4 | 0 | 0 | 0 | 0 | 21 | | | |
| 50 | PORTER, James | 1-3 | 0-0 | 0-0 | 3 | 6 | 9 | 3 | 2 | 1 | 0 | 1 | 0 | 13 | | | |
| TEAM | | | | | | 3 | | 1 | | 4 | | | | | | | |
| Totals | | 25-61 | 6-21 | 9-16 | 14 | 19 | 33 | 21 | 65 | 13 | 15 | 4 | 6 | 200 | | | |

TOTAL FG% 1st Half: 10-26 38.5% 2nd Half: 15-35 42.9% Game: 41.0% DEADB
 3-Pt. FG% 1st Half: 2-11 18.2% 2nd Half: 4-10 40.0% Game: 28.6% REBS
 F Throw % 1st Half: 6-10 60.0% 2nd Half: 3-6 50.0% Game: 56.3% 2

DSUM vs North Carolina A&T

2/6/10 4 p.m. at Greensboro, NC (Corbett Sports Center)

VISITORS: DSUM 11-9, 6-3 MEAC

| # | Player Name | TOT-FG | | 3-PT | | REBOUNDS | | | | | PF | TP | A | TO | BLK | S | MIN |
|--------|------------------|--------|--------|--------|----|----------|-----|----|----|----|----|----|----|-----|-----|---|-----|
| | | FG-FGA | FG-FGA | FT-FTA | OF | DE | TOT | PF | TP | A | | | | | | | |
| 42 | SMITH, Greg | f 3-5 | 0-0 | 0-0 | 0 | 0 | 0 | 2 | 6 | 0 | 0 | 0 | 1 | 12 | | | |
| 55 | SANDIDGE, Frisco | f 3-8 | 0-3 | 1-2 | 5 | 2 | 7 | 3 | 7 | 1 | 2 | 1 | 0 | 37 | | | |
| 00 | WILSON, Chad | g 3-13 | 2-10 | 0-0 | 0 | 3 | 3 | 1 | 8 | 2 | 0 | 0 | 1 | 27 | | | |
| 04 | THREATT, Jay | g 1-3 | 0-2 | 0-0 | 1 | 0 | 1 | 2 | 2 | 2 | 0 | 2 | 27 | | | | |
| 30 | NEAL, Marcus | g 6-17 | 4-10 | 0-2 | 4 | 1 | 5 | 2 | 16 | 2 | 4 | 0 | 0 | 37 | | | |
| 01 | WELCHER, Trevor | 2-6 | 0-0 | 0-0 | 2 | 1 | 3 | 0 | 4 | 0 | 4 | 0 | 1 | 11 | | | |
| 13 | BAYLOR, Brandon | 1-6 | 0-3 | 1-2 | 0 | 0 | 0 | 4 | 3 | 0 | 1 | 0 | 0 | 12 | | | |
| 21 | STOWE, Terron | 2-2 | 0-0 | 0-1 | 0 | 0 | 0 | 1 | 4 | 0 | 0 | 0 | 0 | 11 | | | |
| 32 | OLIVER, Marques | 2-3 | 0-0 | 0-0 | 5 | 5 | 10 | 3 | 4 | 2 | 1 | 0 | 0 | 21 | | | |
| 34 | DOUSE, Kris | 0-0 | 0-0 | 0-0 | 0 | 0 | 0 | 0 | 0 | 0 | 0 | 0 | 0 | 3 | | | |
| 35 | BELL, Amir | 0-0 | 0-0 | 0-0 | 0 | 0 | 0 | 0 | 0 | 0 | 0 | 0 | 0 | 2 | | | |
| TEAM | | | | | | 1 | | 2 | | 1 | | | | | | | |
| Totals | | 23-63 | 6-28 | 2-7 | 18 | 13 | 31 | 18 | 54 | 11 | 13 | 1 | 7 | 200 | | | |

TOTAL FG% 1st Half: 11-30 36.7% 2nd Half: 12-33 36.4% Game: 36.5% DEADB
 3-Pt. FG% 1st Half: 4-15 26.7% 2nd Half: 2-13 15.4% Game: 21.4% REBS
 F Throw % 1st Half: 0-1 0.0% 2nd Half: 2-6 33.3% Game: 28.6% 1

HOME TEAM: North Carolina A&T 8-15, 4-5 MEAC

| # | Player Name | TOT-FG | | 3-PT | | REBOUNDS | | | | | PF | TP | A | TO | BLK | S | MIN |
|--------|-----------------|--------|--------|--------|----|----------|-----|----|----|----|----|----|---|-----|-----|---|-----|
| | | FG-FGA | FG-FGA | FT-FTA | OF | DE | TOT | PF | TP | A | | | | | | | |
| 31 | WITTER, Austin | f 2-4 | 2-4 | 0-0 | 1 | 2 | 3 | 3 | 6 | 0 | 3 | 0 | 0 | 23 | | | |
| 34 | JOHNSON, Robert | f 6-6 | 2-2 | 3-4 | 1 | 3 | 4 | 1 | 17 | 3 | 4 | 0 | 3 | 34 | | | |
| 23 | COLEMAN, Thomas | c 4-8 | 0-0 | 2-3 | 3 | 8 | 11 | 2 | 10 | 4 | 1 | 2 | 0 | 29 | | | |
| 03 | ALSTON, Tavarus | g 5-8 | 0-1 | 1-4 | 0 | 0 | 0 | 1 | 11 | 4 | 1 | 1 | 2 | 34 | | | |
| 05 | JOSHUA, Dwane | g 5-7 | 4-5 | 2-2 | 2 | 1 | 3 | 0 | 16 | 4 | 3 | 0 | 0 | 33 | | | |
| 00 | SMITH, Lawrence | 0-1 | 0-0 | 0-0 | 1 | 0 | 1 | 0 | 0 | 0 | 0 | 0 | 0 | 5 | | | |
| 10 | HILL, Marc | 0-1 | 0-1 | 0-0 | 0 | 0 | 0 | 0 | 0 | 1 | 4 | 0 | 0 | 9 | | | |
| 12 | SIMPSON, Nic | 0-2 | 0-1 | 3-3 | 1 | 2 | 2 | 3 | 1 | 1 | 1 | 1 | 1 | 15 | | | |
| 50 | PORTER, James | 1-4 | 0-0 | 0-4 | 2 | 5 | 7 | 3 | 2 | 1 | 2 | 2 | 0 | 18 | | | |
| TEAM | | | | | | 6 | | 6 | | 6 | | | | | | | |
| Totals | | 23-41 | 8-14 | 11-20 | 11 | 26 | 37 | 12 | 65 | 18 | 20 | 6 | 6 | 200 | | | |

TOTAL FG% 1st Half: 9-17 52.9% 2nd Half: 14-24 58.3% Game: 56.1% DEADB
 3-Pt. FG% 1st Half: 5-9 55.6% 2nd Half: 3-5 60.0% Game: 57.1% REBS
 F Throw % 1st Half: 7-10 70.0% 2nd Half: 4-10 40.0% Game: 55.0% 3

UMESM vs North Carolina A&T

2/8/10 7 p.m. at Greensboro, NC (Corbett Sports Center)

VISITORS: UMESM 7-16, 5-5 MEAC

| # | Player Name | TOT-FG | | 3-PT | | REBOUNDS | | | | | PF | TP | A | TO | BLK | S | MIN |
|--------|---------------------|--------|--------|--------|----|----------|-----|----|----|----|----|----|---|-----|-----|---|-----|
| | | FG-FGA | FG-FGA | FT-FTA | OF | DE | TOT | PF | TP | A | | | | | | | |
| 00 | OBAMA OBAMA, Freddy | f 0-6 | 0-0 | 0-0 | 2 | 2 | 4 | 2 | 0 | 0 | 1 | 0 | 0 | 21 | | | |
| 24 | HALEY, Hillary | f 7-15 | 2-9 | 4-4 | 0 | 5 | 5 | 3 | 20 | 2 | 1 | 1 | 1 | 31 | | | |
| 32 | HINES, Tyler | f 6-9 | 0-0 | 0-0 | 5 | 7 | 12 | 1 | 12 | 1 | 1 | 0 | 0 | 39 | | | |
| 10 | BRIGHT, Josh | g 1-5 | 1-3 | 2-2 | 0 | 5 | 5 | 1 | 5 | 3 | 3 | 0 | 1 | 21 | | | |
| 11 | BURNS, Tim | g 4-11 | 1-3 | 4-7 | 1 | 4 | 5 | 2 | 13 | 4 | 3 | 0 | 4 | 38 | | | |
| 03 | WHITE, Kevin | 0-3 | 0-1 | 0-1 | 0 | 0 | 0 | 1 | 0 | 2 | 0 | 0 | 1 | 10 | | | |
| 05 | BERRY, Sean | 1-3 | 0-0 | 3-4 | 0 | 4 | 4 | 3 | 5 | 0 | 2 | 2 | 0 | 17 | | | |
| 21 | DUNSTON, Ronald | 3-4 | 1-2 | 0-0 | 0 | 1 | 1 | 0 | 7 | 0 | 2 | 0 | 1 | 19 | | | |
| 40 | TUCKER, R.J. | 0-0 | 0-0 | 0-0 | 0 | 0 | 0 | 0 | 0 | 0 | 0 | 0 | 0 | 4 | | | |
| TEAM | | | | | | 2 | | 5 | | 7 | | 1 | | | | | |
| Totals | | 22-56 | 5-18 | 13-18 | 10 | 33 | 43 | 13 | 62 | 12 | 14 | 4 | 8 | 200 | | | |

TOTAL FG% 1st Half: 11-30 36.7% 2nd Half: 11-26 42.3% Game: 39.3% DEADB
 3-Pt. FG% 1st Half: 3-12 25.0% 2nd Half: 2-6 33.3% Game: 27.8% REBS
 F Throw % 1st Half: 1-1 100% 2nd Half: 12-17 70.6% Game: 72.2% 2

HOME TEAM: North Carolina A&T 8-16, 4-6 MEAC

| # | Player Name | TOT-FG | | 3-PT | | REBOUNDS | | | | | PF | TP | A | TO | BLK | S | MIN |
|--------|-----------------|--------|--------|--------|----|----------|-----|----|----|----|----|----|---|-----|-----|---|-----|
| | | FG-FGA | FG-FGA | FT-FTA | OF | DE | TOT | PF | TP | A | | | | | | | |
| 31 | WITTER, Austin | f 1-4 | 1-3 | 0-0 | 1 | 1 | 2 | 1 | 3 | 0 | 0 | 0 | 0 | 20 | | | |
| 34 | JOHNSON, Robert | f 4-11 | 0-4 | 0-0 | 2 | 2 | 4 | 1 | 8 | 0 | 1 | 1 | 0 | 26 | | | |
| 23 | COLEMAN, Thomas | c 0-1 | 0-0 | 0-0 | 1 | 7 | 8 | 3 | 0 | 3 | 2 | 3 | 1 | 28 | | | |
| 03 | ALSTON, Tavarus | g 3-13 | 0-6 | 3-3 | 1 | 2 | 3 | 2 | 9 | 5 | 3 | 0 | 1 | 32 | | | |
| 05 | JOSHUA, Dwane | g 5-15 | 3-11 | 2-5 | 0 | 2 | 2 | 5 | 15 | 0 | 3 | 0 | 3 | 32 | | | |
| 00 | SMITH, Lawrence | 0-0 | 0-0 | 0-0 | 0 | 0 | 0 | 0 | 0 | 0 | 0 | 0 | 0 | 6 | | | |
| 10 | HILL, Marc | 1-3 | 1-3 | 2-2 | 0 | 2 | 2 | 2 | 5 | 2 | 1 | 0 | 0 | 20 | | | |
| 12 | SIMPSON, Nic | 3-7 | 2-5 | 4-4 | 1 | 2 | 3 | 0 | 12 | 0 | 2 | 0 | 0 | 19 | | | |
| 50 | PORTER, James | 0-2 | 0-0 | 0-0 | 0 | 1 | 1 | 1 | 0 | 1 | 1 | 2 | 0 | 17 | | | |
| TEAM | | | | | | 3 | | 8 | | 11 | | 13 | | 6 | | | |
| Totals | | 17-56 | 7-32 | 11-14 | 9 | 27 | 36 | 15 | 52 | 11 | 13 | 6 | 5 | 200 | | | |

TOTAL FG% 1st Half: 10-33 30.3% 2nd Half: 7-23 30.4% Game: 30.4% DEADB
 3-Pt. FG% 1st Half: 3-20 15.0% 2nd Half: 4-12 33.3% Game: 21.9% REBS
 F Throw % 1st Half: 2-2 100% 2nd Half: 9-12 75.0% Game: 78.6% 0

North Carolina A&T vs Howard

2/13/10 4:00 PM at Burr Gymnasium - Washington, DC

VISITORS: North Carolina A&T 8-17, 4-7 MEAC

| # | Player Name | TOT-FG | | 3-PT | | REBOUNDS | | | | | PF | TP | A | TO | BLK | S | MIN |
|----|-----------------|--------|--------|--------|----|----------|-----|----|----|---|----|----|---|----|-----|---|-----|
| | | FG-FGA | FG-FGA | FT-FTA | OF | DE | TOT | PF | TP | A | | | | | | | |
| 03 | ALSTON, Tavarus | * 3-8 | 0 | | | | | | | | | | | | | | |

Box Scores

North Carolina A&T vs Hampton 2/15/10 8 pm at Hampton, Va. (HU Convocation Center)

| VISITORS: North Carolina A&T 9-17 | | 5-7 MEAC | | REBOUNDS | | | | | | | | | | | | | |
|-----------------------------------|---------------------|-----------------------|------|-------------|--------|--------|----|----|-----|----|----|---|----|-----|---|-----|--|
| # | Player Name | TOT-FG | 3-PT | FG-FGA | FG-FGA | FT-FTA | OF | DE | TOT | PF | TP | A | TO | BLK | S | MIN | |
| 03 | ALSTON, Tavarus | 4-15 | 0-6 | 3-5 | 1 | 1 | 2 | 2 | 11 | 6 | 0 | 0 | 3 | 28 | | | |
| 05 | JOSHUA, Dwane | 3-9 | 2-3 | 3-5 | 2 | 5 | 7 | 0 | 11 | 1 | 3 | 1 | 1 | 27 | | | |
| 23 | COLEMAN, Thomas | 5-13 | 0-0 | 1-4 | 7 | 4 | 11 | 2 | 11 | 1 | 0 | 1 | 1 | 26 | | | |
| 31 | WITTER, Austin | 1-2 | 1-1 | 0-0 | 0 | 3 | 3 | 2 | 3 | 0 | 0 | 1 | 0 | 20 | | | |
| 34 | JOHNSON, Robert | 6-10 | 1-3 | 0-0 | 5 | 1 | 6 | 1 | 13 | 0 | 1 | 0 | 0 | 30 | | | |
| 02 | POWELL, Adrian | 0-0 | 0-0 | 0-2 | 2 | 0 | 2 | 1 | 0 | 0 | 1 | 0 | 1 | 4 | | | |
| 10 | HILL, Marc | 2-4 | 2-3 | 0-0 | 0 | 0 | 0 | 0 | 6 | 1 | 1 | 0 | 0 | 13 | | | |
| 12 | SIMPSON, Nic | 2-3 | 1-2 | 2-4 | 1 | 1 | 2 | 0 | 7 | 1 | 2 | 0 | 0 | 17 | | | |
| 33 | UPCHURCH, DaMetrius | 1-2 | 0-0 | 2-2 | 1 | 2 | 3 | 1 | 4 | 0 | 1 | 0 | 0 | 13 | | | |
| 50 | PORTER, James | 1-3 | 0-0 | 1-4 | 3 | 5 | 8 | 3 | 3 | 0 | 3 | 1 | 1 | 22 | | | |
| TEAM | | | | | | 2 | | 2 | | | | | | | | | |
| Totals | | 25-61 | 7-18 | 12-26 | 24 | 22 | 46 | 12 | 69 | 10 | 12 | 4 | 7 | 200 | | | |
| TOTAL FG% 1st Half: 12-35 34.3% | | 2nd Half: 13-26 50.0% | | Game: 41.0% | | DEADB | | | | | | | | | | | |
| 3-Pt. FG% 1st Half: 2-12 16.7% | | 2nd Half: 5-6 83.3% | | Game: 38.9% | | REBS | | | | | | | | | | | |
| F Throw % 1st Half: 5-12 41.7% | | 2nd Half: 7-14 50.0% | | Game: 46.2% | | 7 | | | | | | | | | | | |

| HOME TEAM: Hampton 8-17 | | 4-8 MEAC | | REBOUNDS | | | | | | | | | | | | | |
|---------------------------------|----------------------|-----------------------|------|-------------|--------|--------|----|----|-----|----|----|---|----|-----|---|-----|--|
| # | Player Name | TOT-FG | 3-PT | FG-FGA | FG-FGA | FT-FTA | OF | DE | TOT | PF | TP | A | TO | BLK | S | MIN | |
| 01 | PELLUM, Darrion | 7-15 | 1-8 | 3-3 | 2 | 1 | 3 | 2 | 18 | 5 | 2 | 0 | 2 | 30 | | | |
| 02 | SIMPSON, Vincent | 4-13 | 3-7 | 0-0 | 0 | 2 | 2 | 2 | 11 | 3 | 2 | 0 | 0 | 35 | | | |
| 05 | TUNNELL, Brandon | 0-1 | 0-0 | 3-4 | 0 | 0 | 0 | 0 | 3 | 1 | 2 | 0 | 0 | 18 | | | |
| 20 | FUNCHES, Charles | 2-6 | 0-0 | 0-0 | 4 | 3 | 7 | 5 | 4 | 2 | 2 | 0 | 1 | 27 | | | |
| 21 | FREEMAN, Michael | 4-7 | 0-0 | 4-6 | 2 | 6 | 8 | 2 | 12 | 1 | 3 | 3 | 3 | 32 | | | |
| 11 | TUFTT, Mike | 2-4 | 0-2 | 0-2 | 0 | 2 | 2 | 2 | 4 | 1 | 1 | 0 | 2 | 16 | | | |
| 22 | TOLSON, Christopher | 0-3 | 0-1 | 0-0 | 0 | 0 | 0 | 2 | 0 | 0 | 0 | 0 | 0 | 6 | | | |
| 23 | MORGAN, Kwame | 4-5 | 3-4 | 0-0 | 1 | 2 | 3 | 1 | 11 | 0 | 0 | 0 | 0 | 13 | | | |
| 32 | NTOKO, Jonathan | 1-2 | 0-0 | 0-0 | 3 | 1 | 4 | 3 | 2 | 1 | 0 | 0 | 0 | 11 | | | |
| 33 | REDD, Koron | 0-0 | 0-0 | 0-0 | 0 | 0 | 0 | 0 | 0 | 0 | 0 | 0 | 1 | 2 | | | |
| 50 | LOLA-CHARLES, Milade | 0-0 | 0-0 | 0-0 | 0 | 1 | 1 | 2 | 0 | 0 | 1 | 0 | 1 | 10 | | | |
| TEAM | | | | | | 1 | | 1 | | | | | | | | | |
| Totals | | 24-56 | 7-22 | 10-15 | 12 | 19 | 31 | 21 | 65 | 14 | 9 | 3 | 10 | 200 | | | |
| TOTAL FG% 1st Half: 13-25 52.0% | | 2nd Half: 11-31 35.5% | | Game: 42.9% | | DEADB | | | | | | | | | | | |
| 3-Pt. FG% 1st Half: 4-10 40.0% | | 2nd Half: 3-12 25.0% | | Game: 31.8% | | REBS | | | | | | | | | | | |
| F Throw % 1st Half: 7-8 87.5% | | 2nd Half: 3-7 42.9% | | Game: 66.7% | | 3 | | | | | | | | | | | |

South Carolina State vs North Carolina A&T 2/17/10 7 p.m. at Greensboro, NC (Corbett Sports Center)

| VISITORS: South Carolina State 14-10 | | 8-5 MEAC | | REBOUNDS | | | | | | | | | | | | | |
|--------------------------------------|-------------------|-----------------------|------|-------------|--------|--------|----|----|-----|----|----|---|----|-----|---|-----|--|
| # | Player Name | TOT-FG | 3-PT | FG-FGA | FG-FGA | FT-FTA | OF | DE | TOT | PF | TP | A | TO | BLK | S | MIN | |
| 04 | PORTER, Darnell | 5-9 | 1-3 | 8-8 | 0 | 5 | 5 | 2 | 19 | 0 | 5 | 1 | 1 | 34 | | | |
| 12 | PITT, Rio | 0-1 | 0-0 | 0-0 | 1 | 1 | 2 | 3 | 0 | 0 | 1 | 0 | 0 | 5 | | | |
| 15 | FLAGLER, Jason | 6-12 | 0-0 | 1-1 | 0 | 3 | 3 | 2 | 13 | 1 | 1 | 0 | 0 | 35 | | | |
| 01 | TOOMBS, Khalif | 1-7 | 0-4 | 0-0 | 0 | 5 | 5 | 5 | 2 | 4 | 3 | 0 | 1 | 23 | | | |
| 22 | BENNETT, Carrio | 1-3 | 1-2 | 0-0 | 1 | 1 | 2 | 0 | 3 | 0 | 0 | 0 | 0 | 10 | | | |
| 03 | WILLIAMS, Tyvon | 3-9 | 0-1 | 6-7 | 0 | 0 | 0 | 4 | 12 | 3 | 4 | 1 | 2 | 22 | | | |
| 05 | SMALLS, Brandon | 3-9 | 1-5 | 3-4 | 2 | 2 | 4 | 0 | 10 | 3 | 0 | 1 | 0 | 27 | | | |
| 21 | WILLIAMS, Arsenio | 2-7 | 0-0 | 4-6 | 2 | 3 | 5 | 3 | 8 | 0 | 0 | 0 | 1 | 29 | | | |
| 24 | TELFARE, Westley | 0-2 | 0-1 | 0-0 | 1 | 0 | 1 | 1 | 0 | 0 | 0 | 0 | 0 | 5 | | | |
| 32 | MAYEY, Jodd | 1-1 | 0-0 | 0-0 | 0 | 0 | 0 | 1 | 2 | 0 | 0 | 0 | 2 | 10 | | | |
| TEAM | | | | | | 2 | | 1 | | | | | | | | | |
| Totals | | 22-60 | 3-16 | 22-26 | 9 | 21 | 30 | 21 | 69 | 11 | 15 | 3 | 7 | 200 | | | |
| TOTAL FG% 1st Half: 11-34 32.4% | | 2nd Half: 11-26 42.3% | | Game: 36.7% | | DEADB | | | | | | | | | | | |
| 3-Pt. FG% 1st Half: 1-11 9.1% | | 2nd Half: 1-11 9.1% | | Game: 18.8% | | REBS | | | | | | | | | | | |
| F Throw % 1st Half: 5-5 100% | | 2nd Half: 17-21 81.0% | | Game: 84.6% | | 2 | | | | | | | | | | | |

| HOME TEAM: North Carolina A&T 10-17 | | 6-7 MEAC | | REBOUNDS | | | | | | | | | | | | | |
|-------------------------------------|---------------------|-----------------------|-------|-------------|--------|--------|----|----|-----|----|----|---|----|-----|---|-----|--|
| # | Player Name | TOT-FG | 3-PT | FG-FGA | FG-FGA | FT-FTA | OF | DE | TOT | PF | TP | A | TO | BLK | S | MIN | |
| 31 | WITTER, Austin | 1-3 | 1-2 | 0-0 | 0 | 1 | 1 | 4 | 3 | 0 | 0 | 0 | 1 | 17 | | | |
| 34 | JOHNSON, Robert | 3-6 | 1-3 | 0-0 | 1 | 2 | 3 | 1 | 7 | 1 | 1 | 0 | 1 | 28 | | | |
| 23 | COLEMAN, Thomas | 1-2 | 0-0 | 3-6 | 4 | 4 | 8 | 4 | 5 | 2 | 0 | 3 | 0 | 29 | | | |
| 03 | ALSTON, Tavarus | 9-17 | 1-4 | 4-7 | 0 | 1 | 1 | 4 | 23 | 6 | 4 | 1 | 3 | 25 | | | |
| 05 | JOSHUA, Dwane | 2-8 | 1-5 | 0-2 | 1 | 6 | 7 | 2 | 5 | 1 | 2 | 0 | 0 | 27 | | | |
| 00 | SMITH, Lawrence | 0-0 | 0-0 | 0-0 | 0 | 2 | 2 | 0 | 0 | 1 | 0 | 0 | 0 | 1 | | | |
| 02 | POWELL, Adrian | 0-1 | 0-0 | 0-0 | 0 | 1 | 1 | 1 | 0 | 1 | 2 | 0 | 0 | 10 | | | |
| 10 | HILL, Marc | 6-9 | 2-4 | 4-6 | 0 | 1 | 1 | 1 | 18 | 1 | 2 | 0 | 0 | 17 | | | |
| 12 | SIMPSON, Nic | 4-7 | 4-6 | 0-0 | 0 | 4 | 4 | 1 | 12 | 1 | 1 | 0 | 2 | 18 | | | |
| 33 | UPCHURCH, DaMetrius | 2-2 | 0-0 | 1-2 | 1 | 1 | 2 | 3 | 5 | 1 | 2 | 1 | 0 | 8 | | | |
| 50 | PORTER, James | 3-3 | 0-0 | 3-4 | 2 | 5 | 7 | 3 | 9 | 0 | 3 | 3 | 1 | 20 | | | |
| TEAM | | | | | | 2 | | 3 | | | | | | | | | |
| Totals | | 31-58 | 10-24 | 15-27 | 11 | 31 | 42 | 24 | 87 | 15 | 17 | 8 | 8 | 200 | | | |
| TOTAL FG% 1st Half: 11-27 40.7% | | 2nd Half: 20-31 64.5% | | Game: 53.4% | | DEADB | | | | | | | | | | | |
| 3-Pt. FG% 1st Half: 4-14 28.6% | | 2nd Half: 6-10 60.0% | | Game: 41.7% | | REBS | | | | | | | | | | | |
| F Throw % 1st Half: 4-11 36.4% | | 2nd Half: 11-16 68.8% | | Game: 55.6% | | 7 | | | | | | | | | | | |

Winston-Salem State vs North Carolina A&T 2/22/10 8:10 p.m. at Greensboro, NC (Greensboro Coliseum)

| VISITORS: Winston-Salem State 11-15 | | REBOUNDS | | REBOUNDS | | | | | | | | | | | | | |
|-------------------------------------|-------------------|-----------------------|-------|-------------|--------|--------|----|----|-----|----|----|---|----|-----|---|-----|--|
| # | Player Name | TOT-FG | 3-PT | FG-FGA | FG-FGA | FT-FTA | OF | DE | TOT | PF | TP | A | TO | BLK | S | MIN | |
| 24 | DAVIS, Paul | 6-6 | 0-0 | 3-5 | 4 | 8 | 12 | 0 | 15 | 1 | 3 | 1 | 0 | 33 | | | |
| 44 | MORRIS, Corey | 1-5 | 0-0 | 0-2 | 2 | 0 | 2 | 2 | 2 | 0 | 2 | 0 | 0 | 10 | | | |
| 02 | WELLS, Marcus | 1-5 | 0-1 | 2-2 | 0 | 2 | 2 | 2 | 4 | 4 | 4 | 0 | 0 | 26 | | | |
| 03 | FISHER, Brian | 8-12 | 6-7 | 3-3 | 2 | 4 | 6 | 4 | 25 | 2 | 1 | 0 | 1 | 28 | | | |
| 05 | CARTER, Shelton | 4-12 | 3-7 | 0-1 | 2 | 1 | 3 | 2 | 11 | 2 | 0 | 0 | 2 | 32 | | | |
| 01 | MONCER, Lamar | 2-6 | 0-1 | 2-4 | 1 | 2 | 3 | 1 | 6 | 1 | 1 | 0 | 1 | 15 | | | |
| 11 | JACKSON, Andrew | 2-5 | 2-3 | 7-8 | 1 | 3 | 4 | 1 | 13 | 2 | 2 | 0 | 0 | 25 | | | |
| 20 | PLATT, Stephen | 0-1 | 0-0 | 0-0 | 0 | 2 | 2 | 0 | 0 | 0 | 3 | 1 | 0 | 7 | | | |
| 32 | HOBBG, Brandon | 0-0 | 0-0 | 0-0 | 0 | 0 | 0 | 1 | 0 | 0 | 0 | 0 | 0 | 3 | | | |
| 42 | ALCIUS, McIntoche | 1-3 | 1-1 | 0-0 | 0 | 1 | 1 | 4 | 3 | 0 | 0 | 0 | 0 | 21 | | | |
| TEAM | | | | | | 4 | | 4 | | | | | | | | | |
| Totals | | 25-55 | 12-20 | 17-25 | 12 | 27 | 39 | 17 | 79 | 12 | 16 | 2 | 4 | 200 | | | |
| TOTAL FG% 1st Half: 11-27 40.7% | | 2nd Half: 14-28 50.0% | | Game: 45.5% | | DEADB | | | | | | | | | | | |
| 3-Pt. FG% 1st Half: 6-11 54.5% | | 2nd Half: 6-9 66.7% | | Game: 60.0% | | REBS | | | | | | | | | | | |
| F Throw % 1st Half: 5-10 50.0% | | 2nd Half: 12-15 80.0% | | Game: 68.0% | | 1 | | | | | | | | | | | |

| HOME TEAM: North Carolina A&T 10-18 | | REBOUNDS | | REBOUNDS | | | | | | | | | | | | |
|-------------------------------------|-----------------|----------|------|----------|--------|--------|----|----|-----|----|----|---|----|-----|---|-----|
| # | Player Name | TOT-FG | 3-PT | FG-FGA | FG-FGA | FT-FTA | OF | DE | TOT | PF | TP | A | TO | BLK | S | MIN |
| 31 | WITTER, Austin | 1-4 | 0-3 | 0-0 | 0 | 3 | 3 | 2 | 2 | 1 | 1 | 0 | 1 | 19 | | |
| 34 | JOHNSON, Robert | 6-9 | 1-3 | 0-0 | 3 | 3 | 6 | 2 | 13 | 4 | 1 | 0 | 1 | 31 | | |
| 23 | COLEMAN, Thomas | 3-5 | 0-0 | 1-1 | 1 | 6 | 7 | 3 | 7 | 0 | 2 | 2 | 0 | 30 | | |
| 03 | ALSTON, Tavarus | 6-13 | 1-7 | 7-8 | 0 | 1 | 1 | 3 | 20 | 4 | 0 | 4 | 4 | 28 | | |
| 05 | JOSHUA, Dwane | 6-9 | 4-6 | 3-4 | 1 | 1 | 2 | 3 | 19 | 1 | 2 | 0 | 2 | 29 | | </ |

Box Scores

North Carolina A&T vs MSU

3/1/2010 9:05 PM at HILL FIELD HOUSE, BALTIMORE, MD

VISITORS: North Carolina A&T 10-20 (6-9)


| # | Player Name | TOT-FG | | 3-PT | | FT-FTA | | REBOUNDS | | | | | PF | TP | A | TO | BLK | S | MIN |
|-------------|-----------------------|--------|--------|--------|------|--------|-----|----------|----|----|----|-----|----|-----|----|----|-----|---|-----|
| | | FG-FGA | FG-FGA | FT-FTA | OF | DE | TOT | PF | TP | A | TO | BLK | | | | | | | |
| 23 | COLEMAN, Thomas..... | f | 6-10 | 0-0 | 4-8 | 6 | 8 | 14 | 1 | 16 | 0 | 2 | 2 | 1 | 27 | | | | |
| 34 | JOHNSON, Robert..... | f | 2-9 | 0-3 | 1-1 | 1 | 1 | 2 | 2 | 5 | 4 | 1 | 1 | 16 | | | | | |
| 03 | ALSTON, Tavarus..... | g | 6-13 | 3-6 | 1-3 | 0 | 0 | 0 | 0 | 16 | 2 | 3 | 1 | 34 | | | | | |
| 05 | JOSHUA, Dwane..... | g | 6-14 | 2-6 | 0-0 | 1 | 0 | 1 | 3 | 14 | 0 | 2 | 0 | 24 | | | | | |
| 31 | WITTER, Austin..... | g | 3-4 | 3-4 | 0-0 | 0 | 3 | 3 | 0 | 9 | 0 | 1 | 0 | 21 | | | | | |
| 02 | POWELL, Adrian..... | | 0-0 | 0-0 | 0-0 | 2 | 0 | 2 | 1 | 0 | 0 | 2 | 1 | 7 | | | | | |
| 10 | HILL, Marc..... | | 0-2 | 0-1 | 2-2 | 0 | 0 | 0 | 0 | 2 | 2 | 2 | 0 | 11 | | | | | |
| 12 | SIMPSON, Nic..... | | 1-4 | 1-3 | 0-0 | 0 | 3 | 3 | 1 | 3 | 1 | 1 | 0 | 19 | | | | | |
| 33 | UPCHURCH, DaMetrius.. | | 0-2 | 0-0 | 0-0 | 0 | 1 | 1 | 1 | 0 | 0 | 1 | 1 | 8 | | | | | |
| 50 | PORTER, James..... | | 1-7 | 0-0 | 0-0 | 1 | 1 | 2 | 3 | 2 | 0 | 0 | 1 | 12 | | | | | |
| TEAM..... | | | | | | 4 | 3 | 7 | | | | | | | | | | | |
| Totals..... | | | 25-65 | 9-23 | 8-14 | 15 | 20 | 35 | 12 | 67 | 9 | 15 | 7 | 179 | | | | | |

TOTAL FG% 1st Half: 14-35 40.0% 2nd Half: 11-30 36.7% Game: 38.5% DEADB
 3-Pt. FG% 1st Half: 5-11 45.5% 2nd Half: 4-12 33.3% Game: 39.1% REBS
 F Throw % 1st Half: 4-5 80.0% 2nd Half: 4-9 44.4% Game: 57.1% 1

HOME TEAM: MSU 23-9 (14-1)

| # | Player Name | TOT-FG | | 3-PT | | FT-FTA | | REBOUNDS | | | | | PF | TP | A | TO | BLK | S | MIN |
|-------------|-----------------------|--------|--------|--------|-----|--------|-----|----------|----|----|----|-----|----|-----|----|----|-----|---|-----|
| | | FG-FGA | FG-FGA | FT-FTA | OF | DE | TOT | PF | TP | A | TO | BLK | | | | | | | |
| 33 | THOMPSON, Kevin..... | f | 3-7 | 0-0 | 0-3 | 4 | 8 | 12 | 4 | 6 | 3 | 0 | 3 | 0 | 30 | | | | |
| 34 | ALI, Ameer..... | f | 2-4 | 0-0 | 1-2 | 0 | 4 | 4 | 3 | 5 | 1 | 1 | 2 | 21 | | | | | |
| 11 | HOLMES, Reggie..... | g | 11-22 | 8-13 | 2-2 | 1 | 4 | 5 | 1 | 32 | 0 | 2 | 0 | 38 | | | | | |
| 13 | THOMAS, Sean..... | g | 1-2 | 0-0 | 0-0 | 0 | 1 | 1 | 0 | 2 | 6 | 3 | 0 | 26 | | | | | |
| 23 | SMITH, Troy..... | g | 4-11 | 0-1 | 1-1 | 2 | 4 | 6 | 1 | 9 | 7 | 2 | 0 | 37 | | | | | |
| 02 | JOHNSON, Gene..... | | 0-0 | 0-0 | 0-0 | 0 | 0 | 0 | 0 | 0 | 0 | 0 | 0 | 1 | | | | | |
| 03 | SMITH, Danny..... | | 0-2 | 0-0 | 0-0 | 0 | 1 | 1 | 1 | 0 | 0 | 2 | 0 | 10 | | | | | |
| 21 | DAVIS, Joe..... | | 7-9 | 1-1 | 0-0 | 1 | 0 | 1 | 2 | 15 | 4 | 2 | 1 | 17 | | | | | |
| 32 | JACKSON, DeWayne..... | | 5-12 | 2-5 | 0-0 | 2 | 3 | 5 | 3 | 12 | 0 | 2 | 3 | 18 | | | | | |
| 44 | LONG, John..... | | 0-0 | 0-0 | 0-0 | 0 | 0 | 0 | 0 | 0 | 0 | 0 | 0 | 1 | | | | | |
| 53 | FOOTE, Buford..... | | 0-0 | 0-0 | 0-0 | 0 | 1 | 1 | 0 | 0 | 0 | 0 | 0 | 1 | | | | | |
| TEAM..... | | | | | | 8 | 4 | 12 | | | | | | | | | | | |
| Totals..... | | | 33-69 | 11-20 | 4-8 | 18 | 30 | 48 | 15 | 81 | 21 | 14 | 9 | 200 | | | | | |

TOTAL FG% 1st Half: 13-34 38.2% 2nd Half: 20-35 57.1% Game: 47.8% DEADB
 3-Pt. FG% 1st Half: 5-8 62.5% 2nd Half: 6-12 50.0% Game: 55.0% REBS
 F Throw % 1st Half: 1-3 33.3% 2nd Half: 3-5 60.0% Game: 50.0% 2



AGGIE RECORDS



Aggie Records

ALL TIME AGGIE CAREER INDIVIDUAL RECORDS

Scoring

| Name | Years | Field Goals | 3-pointers | Free Throws | Total Points |
|--------------------------|---------|-------------|------------|-------------|--------------|
| 1. Joe Binion | '80-'84 | 837 | --- | 469 | 2,143 |
| 2. James Sparrow | '75-'79 | 776 | --- | 434 | 1,986 |
| 3. Claude Williams | '83-'88 | 604 | --- | 440 | 1,648 |
| 4. Joe Howell | '54-'58 | 551 | --- | 500 | 1,602 |
| 5. William "June" Harris | '69-'73 | 558 | --- | 433 | 1,549 |
| 6. Eric Boyd | '81-'85 | 618 | --- | 292 | 1,528 |
| 7. Glenn Taggart | '87-'91 | 500 | 138 | 380 | 1,518 |
| 8. James Outlaw | '70-'74 | 610 | --- | 281 | 1,501 |
| 9. Bruce Jenkins | '98-'02 | 529 | 27 | 402 | 1,487 |
| 10 Elmer Austin | '69-'72 | 571 | --- | 386 | 1,478 |
| 11 Carlton Becton | '85-'89 | 505 | 209 | 160 | 1,379 |
| 12 Dana Elliot | '89-'92 | 446 | 152 | 311 | 1,355 |
| 13 George Cale | '83-'87 | 551 | 14 | 223 | 1,339 |
| 14 Jason Wills | '04-'08 | 433 | 5 | 391 | 1,262 |
| 15. Thomas Griffis | '84-'88 | 429 | 41 | 349 | 1,248 |

1,000 - Point Scorers

| Name | Years | Field Goals | 3-pointers | Free Throws | Total Points |
|--------------------------|---------|-------------|------------|-------------|--------------|
| 1. Joe Binion | '80-'84 | 837 | --- | 469 | 2,143 |
| 2. James Sparrow | '75-'79 | 776 | --- | 434 | 1,986 |
| 3. Claude Williams | '83-'88 | 604 | --- | 440 | 1,648 |
| 4. Joe Howell | '54-'58 | 551 | --- | 500 | 1,602 |
| 5. William "June" Harris | '69-'73 | 558 | --- | 433 | 1,549 |
| 6. Eric Boyd | '81-'85 | 618 | --- | 292 | 1,528 |
| 7. Glenn Taggart | '87-'91 | 500 | 138 | 380 | 1,518 |
| 8. James Outlaw | '70-'74 | 610 | --- | 281 | 1,501 |
| 9. Bruce Jenkins | '98-'02 | 529 | 27 | 402 | 1,487 |
| 10. Elmer Austin | '69-'72 | 571 | --- | 386 | 1,478 |
| 11. Carlton Becton | '85-'89 | 505 | 209 | 160 | 1,379 |
| 12. Dana Elliot | '89-'92 | 446 | 152 | 311 | 1,355 |
| 13. George Cale | '83-'87 | 551 | 14 | 223 | 1,339 |
| 14. Jason Wills | '04-'08 | 433 | 5 | 391 | 1,262 |
| 15 Thomas Griffis | '84-'88 | 429 | 41 | 349 | 1,248 |
| 16 Jimmy Brown | '82-'85 | 467 | --- | 302 | 1,236 |
| 17 Phillip Allen | '91-'95 | 427 | 202 | 165 | 1,221 |
| 18. Joe Brawner | '77-'80 | 485 | --- | 245 | 1,215 |
| 19. James Jackson | '59-'63 | 427 | --- | 216 | 1,178 |
| 20. Allen Spruill | '71-'75 | 427 | --- | 278 | 1,132 |
| 21. Jonathan Richmond | '96-'99 | 308 | 148 | 184 | 1,078 |
| 22. Al Carter | '69-'72 | --- | --- | --- | 1,068 |
| 23. Steven Koger | '01-'05 | 372 | 128 | 189 | 1,061 |
| 24. Henry Marshall | '58-'62 | 321 | --- | 404 | 1,046 |
| 25. Jamaine Williams | '91-'94 | 404 | 47 | 190 | 1,045 |

Aggie Records

REBOUNDING

| Name | Years | Total Rebounds |
|----------------------|---------|----------------|
| 1. Joe Binion | '80-'84 | 1,257 |
| 2. Claude Williams | '83-'88 | 973 |
| 3. Elmer Austin | '69-'72 | 947 |
| 4. Bruce Jenkins | '98-'02 | 921 |
| 5. James Jackson | '59-'63 | 739 |
| 6. Jason Wills | '04-'08 | 679 |
| 7. Ted Campbell | '66-'68 | 654 |
| 8. Thomas Coleman | '07- | 634 |
| 9. Warren Davis | '62-'65 | 603 |
| 10. Sinclair Colbert | '74-'76 | 593 |
| 11. Tarrell Robinson | '98-'01 | 583 |
| 12. Harold Royster | '77-'80 | 576 |
| 13. George Cale | '83-'87 | 493 |
| 14. Dana Elliot | '89-'92 | 488 |
| 15. Greg Roberts | '03-'07 | 481 |

FIELD GOALS

| Name | Years | Field Goals |
|--------------------|---------|-------------|
| 1. Joe Binion | '80-'84 | 837 |
| 2. Eric Boyd | '81-'85 | 618 |
| 3. James Sparrow | '75-'79 | 616 |
| 4. James Outlaw | '70-'74 | 610 |
| 5. Claude Williams | '83-'88 | 604 |
| 6. Williams Harris | '69-'73 | 558 |
| 7. Joe Howell | '54-'58 | 551 |
| 7. George Cale | '83-'87 | 551 |
| 9. Elmer Austin | '69-'72 | 546 |
| 10. Bruce Jenkins | '98-'02 | 529 |
| 11. Carlton Becton | '85-'89 | 505 |
| 12. Glenn Taggart | '87-'91 | 500 |
| 13. Joe Brawner | '77-'80 | 485 |
| 14. Jimmy Brown | '82-'85 | 467 |
| 15. Dana Elliot | '89-'92 | 446 |

ASSISTS

| Name | Years | Assists |
|----------------------|---------|---------|
| 1. Thomas Griffis | '84-'88 | 582 |
| 2. Al Attles | '57-'60 | 581 |
| 3. Glenn Taggart | '87-'91 | 505 |
| 4. Eric Boyd | '81-'85 | 362 |
| 5. Joe Brawner | '77-'80 | 296 |
| 6. Tavarus Alston | '06-'10 | 288 |
| 7. J.J. Miller | '97-'01 | 286 |
| 8. Marque Carrington | '97-'02 | 277 |
| 9. Corvin Davis | '85-'89 | 236 |
| T10. Marcus Williams | '95-'97 | 221 |
| T10. Tyrone Brice | | |

FREE THROWS

| Name | Years | Free Throws |
|--------------------------|---------|-------------|
| 1. Joe Howell | '55-'58 | 500 |
| 2. Joe Binion | '80-'84 | 469 |
| 3. Claude Williams | '83-'88 | 440 |
| 4. James Sparrow | '75-'79 | 434 |
| 5. William "June" Harris | '69-'73 | 433 |
| 6. Henry Marshall | '58-'62 | 404 |
| 7. Bruce Jenkins | '98-'02 | 402 |
| 8. Jason Wills | '04-'08 | 391 |
| 9. Elmer Austin | '69-'72 | 386 |
| 10. Glenn Taggart | '87-'91 | 380 |
| 11. Thomas Griffis | '84-'88 | 349 |
| 12. Dana Elliot | '89-'92 | 311 |
| 13. Jimmy Brown | '82-'85 | 302 |
| 14. Eric Boyd | '81-'85 | 292 |
| 15. Allen Spruill | '71-'75 | 278 |

STEALS

| Name | Years | Steals |
|----------------------|---------|--------|
| 1. Thomas Griffis | '84-'88 | 261 |
| 2. Phillip Allen | '91-'95 | 223 |
| 3. Joe Brawner | '77-'80 | 210 |
| 4. Al Attles | '57-'60 | 200 |
| 5. Claude Williams | '83-'88 | 196 |
| 6. Eric Boyd | '81-'85 | 170 |
| 6. Glenn Taggart | '87-'91 | 170 |
| 8. Joe Binion | '80-'84 | 168 |
| 9. Marque Carrington | '97-'02 | 162 |
| 10. George Cale | '83-'87 | 152 |

BLOCKS

| Name | Years | Blocks |
|---------------------|---------|--------|
| 1. Thomas Coleman | '07- | 213 |
| 2. Jimmy Humphries | '89-'91 | 165 |
| 3. Joe Binion | '80-'84 | 161 |
| 4. Kenny Cox | '84-'88 | 144 |
| 5. L.J. Pipkin | '77-'79 | 117 |
| 6. Claude Williams | '83-'88 | 109 |
| 7. Jamaine Williams | '91-'94 | 105 |
| 8. Greg Roberts | '03-'07 | 82 |
| 9. Jafar Taalib | '98-'02 | 77 |
| 10. Bruce Jenkins | '98-'02 | 74 |

Aggie Records

Field Goal Percentage (min. 100 made)

| Name | Years | Field Goals | Field Goals Attempts | Percentage |
|--------------------|---------|-------------|----------------------|------------|
| 1. Thomas Coleman | '07- | 298 | 487 | .593 |
| 2. Claude Williams | '83-'88 | 604 | 1042 | .580 |
| 3. Derrick Powell | '96-'97 | 165 | 292 | .565 |
| 4. Juan Lenauze | '82-'83 | 146 | 258 | .565 |
| 5. Lee Robinson | '84-'87 | 199 | 357 | .557 |
| 6. Kenny Cox | '84-'88 | 304 | 548 | .555 |
| 7. John Floyd | '92-'95 | 312 | 575 | .543 |
| 8. Colin Spady | '89-'92 | 298 | 556 | .536 |
| 9. Antoine Collins | '81-'83 | 231 | 432 | .535 |
| 10. Marvin Brown | '78-'79 | 107 | 202 | .529 |

Three-Point Field Goals

| Name | Years | Three-Point Attempts | Three-Point Field Goals |
|-----------------------|---------|----------------------|-------------------------|
| 1. Carlton Becton | '85-'89 | 462 | 209 |
| 2. Phillip Allen | '91-'95 | 578 | 202 |
| 3. Steven Rush | '06-08 | 526 | 193 |
| 4. Tarik Beasley | '93-'98 | 433 | 161 |
| 5. Dana Elliot | '89-'92 | 375 | 152 |
| 6. Johnathan Richmond | '96-'99 | 415 | 148 |
| 7. Landon Beckwith | '99-'03 | 379 | 139 |
| T8. Glenn Taggart | '87-'91 | 339 | 138 |
| T8. Austin Ewing | '05-08 | 389 | 138 |
| 10. J.J. Miller | '97-'01 | 347 | 129 |
| 11. Anthony Debro | '97-'02 | 357 | 129 |
| 12. Steven Koger | '01-'05 | 432 | 128 |
| 13. Bobby Moore | '88-'92 | 335 | 121 |
| 14. Sean Booker | '03-'05 | 353 | 102 |
| 15. Corvin Davis | '85-'89 | 240 | 94 |

Three-Point Field Goal Percentage

| Name | Years | Three-Point Attempts | Three-Point Field Goals | Percentage |
|-----------------------|---------|----------------------|-------------------------|------------|
| 1. Carlton Becton | '85-'89 | 462 | 209 | .452 |
| 2. Glenn Taggart | '87-'91 | 339 | 138 | .407 |
| 3. Dana Elliot | '89-'92 | 375 | 152 | .405 |
| 4. Corvin Davis | '85-'89 | 240 | 94 | .392 |
| T5. Tarik Beasley | '93-'98 | 433 | 161 | .372 |
| T5. J.J. Miller | '97-'01 | 347 | 129 | .372 |
| T7. Landon Beckwith | '99-'03 | 379 | 139 | .367 |
| T7. Steven Rush | '06-08 | 526 | 193 | .367 |
| T9. Anthony Debro | '97-'02 | 357 | 129 | .361 |
| T9. Bobby Moore | '88-'92 | 335 | 121 | .361 |
| 11. Jonathan Richmond | '96-'99 | 415 | 148 | .357 |
| 12. Austin Ewing | '05-08 | 389 | 138 | .355 |

Aggie Records

Three-Point Field Goal Attempts

| Name | Years | Three-Point Attempts | Three Point Field Goals |
|-----------------------|---------|----------------------|-------------------------|
| 1. Phillip Allen | '91-'95 | 578 | 202 |
| 2. Steven Rush | '06-'08 | 526 | 193 |
| 3. Carlton Becton | '85-'89 | 462 | 209 |
| 4. Tarik Beasley | '93-'98 | 433 | 161 |
| 5. Steven Koger | '01-'05 | 432 | 128 |
| 6. Johnathan Richmond | '96-'99 | 415 | 148 |
| 7. Austin Ewing | '05-'08 | 389 | 138 |
| 8. Landon Beckwith | '99-'03 | 379 | 139 |
| 9. Dana Elliot | '89-'92 | 375 | 152 |
| 10. Anthony Debro | '97-'02 | 357 | 129 |
| 11. Sean Booker | '03-'05 | 353 | 102 |
| 12. J.J. Miller | '97-'01 | 347 | 129 |
| 13. Glenn Taggart | '87-'91 | 339 | 138 |
| 14. Bobby Moore | '88-'92 | 335 | 121 |
| 15. Tavarus Alston | '06-'10 | 289 | 85 |

Free Throws Attempted

| Name | Years | Free Throws Attempted |
|--------------------------|---------|-----------------------|
| 1. Joe Howell | '55-'58 | 950 |
| 2. Claude Williams | '83-'88 | 676 |
| 3. Joe Binion | '80-'84 | 657 |
| 4. Jason Wills | '04-'08 | 635 |
| 5. William "June" Harris | '69-'73 | 592 |
| 6. Bruce Jenkins | '98-'02 | 574 |
| 7. Elmer Austin | '69-'72 | 484 |
| 8. Glenn Taggart | '87-'91 | 465 |
| 9. Thomas Griffis | '84-'88 | 416 |
| 10. Dana Elliot | '89-'92 | 403 |

Free Throw Percentage

| Name | Years | Free Throw Percentage |
|----------------------|---------|-----------------------|
| 1. Steven Rush | '06-'08 | .855 |
| 2. Austin Ewing | '05-'08 | .839 |
| 3. Thomas Griffis | '84-'88 | .838 |
| 4. Corvin Davis | '85-'89 | .828 |
| 5. Bobby Moore | '88-'92 | .823 |
| 6. Phillip Allen | '91-'95 | .813 |
| 7. Jonathan Richmond | '96-'99 | .811 |
| 8. Carlton Becton | '85-'89 | .792 |
| 9. Jimmy Brown | '82-'85 | .778 |
| 10. Dana Elliot | '89-'92 | .772 |

Field Goals Attempted

| Name | Years | Field Goals Attempted |
|--------------------|---------|-----------------------|
| 1. Joe Binion | '80-'84 | 1,661 |
| 2. James Outlaw | '70-'74 | 1,451 |
| 3. Eric Boyd | '81-'85 | 1,341 |
| 4. William Harris | '69-'73 | 1,219 |
| 5. James Sparrow | '75-'79 | 1,194 |
| 6. George Cale | '83-'87 | 1,186 |
| 7. Joe Howell | '54-'58 | 1,172 |
| 8. Glenn Taggart | '87-'91 | 1,078 |
| 9. Claude Williams | '83-'88 | 1,042 |
| 10. Bruce Jenkins | '98-'02 | 1,037 |

THE AGGIES IN THE DRAFT

1985 – Eric Boyd
(7th round, 2nd pick, Golden State)

1984 – Joe Binion
(3rd round, 10th pick, San Antonio)

1978 – James Sparrow
(5th round, 4th pick, Indiana)

1976 – Ron Johnson
(9th round, 11th pick, Seattle)

1975 – Allen Spruill
(8th round, 8th pick, Detroit)

1973 – June Harris
(4th round, 4th pick, Seattle)

1970 – Lonnie Klutz
(6th round, 11th pick, Chicago)

1968 – Sylvester Adams
(10th round, 8th pick, New York)

1968 – Ted Campbell
(12th round, 11th pick, Philadelphia)

1968 – George Mack
(15th round, 8th pick, Philadelphia)

1965 – Warren Davis
(6th round, 2nd pick, New York)

1963 – Hugh Evans
(12th round, 2nd pick, St. Louis)

1961 – Herbert Gray
(9th round, 6th pick, St. Louis)

1960 – Al Attles
(5th round, 7th pick, Philadelphia)

Aggie Single-Season Records

Scoring

| Name | Years | Points Scored |
|---------------------|---------|---------------|
| 1. James Outlaw | '73-'74 | 647 |
| 2. Elmer Austin | '70-'71 | 613 |
| 3. Joe Binion | '82-'83 | 597 |
| 4. Joe Binion | '83-'84 | 592 |
| 5. James Sparrow | '75-'76 | 563 |
| 6. Glenn Taggart | '90-'91 | 560 |
| 7. Jamaine Williams | '92-'93 | 557 |
| 8. Elmer Austin | '71-'72 | 553 |
| 9. James Sparrow | '77-'78 | 536 |
| 9. Joe Binion | '80-'81 | 536 |

Rebounds

| Name | Years | Rebounds |
|---------------------|---------|----------|
| 1. Elmer Austin | '70-'71 | 408 |
| 2. Vernon Walker | '68-'69 | 388 |
| 3. Warren Davis | '63-'64 | 381 |
| 4. Lonnie Kluttz | '69-'70 | 367 |
| 5. Sinclair Colbert | '75-'76 | 337 |
| 6. Joe Binion | '83-'84 | 335 |
| 7. Joe Binion | '82-'83 | 333 |
| 8. Joe Binion | '80-'81 | 330 |
| 9. Bruce Jenkins | '01-'02 | 329 |
| 10. Irving Mulcare | '64-'65 | 328 |

Assists

| Name | Years | Assists |
|--------------------|---------|---------|
| 1. Glenn Taggart | '89-'90 | 201 |
| 2. Thomas Griffis | '87-'88 | 183 |
| 3. Thomas Griffis | '86-'87 | 176 |
| 4. Darryl Cheeley | '91-'92 | 150 |
| 5. Glenn Taggart | '88-'89 | 147 |
| 6. Thomas Griffis | '85-'86 | 140 |
| 7. James Sparrow | '75-'76 | 139 |
| 8. Joe Brawner | '78-'79 | 137 |
| 8. Glenn Taggart | '90-'91 | 137 |
| 10. Tavarus Alston | '08-'09 | 131 |

Steals

| Name | Years | Steals |
|-------------------|---------|--------|
| 1. Thomas Griffis | '87-'88 | 82 |
| 2. Eric Boyd | '80-'81 | 81 |
| 3. Joe Brawner | '78-'79 | 80 |
| 4. Phillip Allen | '93-'94 | 79 |
| 5. James Sparrow | '75-'76 | 77 |
| 6. Stanley Parham | '74-'75 | 73 |
| 7. Thomas Griffis | '87-'88 | 67 |
| 8. Joe Brawner | '79-'80 | 66 |
| 8. J.J. Miller | '99-'00 | 66 |
| 10. Joe Brawner | '77-'78 | 64 |

Blocks

| Name | Years | Blocks |
|----------------------|---------|--------|
| 1. Thomas Coleman | '08-'09 | 85 |
| 2. Thomas Coleman | '09-'10 | 71 |
| 3. Jimmy Humphries | '90-'91 | 70 |
| 4. Jimmy Humphries | '89-'90 | 65 |
| 5. L.J. Pipkin | '78-'79 | 64 |
| 6. Kenny Cox | '87-'88 | 61 |
| 7. Thomas Coleman | '07-'08 | 57 |
| 8. L.J. Pipkin | '77-'78 | 53 |
| 8. Joe Binion | '83-'84 | 53 |
| 10. Jamaine Williams | '93-'94 | 44 |

James Sparrow

Thomas Coleman

Aggie Records

FIELD GOAL PERCENTAGE

| | | | |
|--------|------|-----------------|---------------|
| Career | .581 | Claude Williams | 1983-1987 |
| Season | .641 | Claude Williams | 1986-1987 |
| Game | .875 | Phillip Allen | 1994 (7 of 8) |

FIELD GOALS MADE

| | | | |
|--------|-----|---------------|------------------------------|
| Career | 837 | Joe Binion | 1981-1984 |
| Season | 265 | James Outlaw | 1973-1974 |
| Game | 19 | James Jackson | vs. Fayetteville State, 1964 |
| | 19 | Joe Brawner | vs. Alcorn State, 1979 |

FIELD GOALS ATTEMPTED

| | | | |
|--------|-------|--------------|-----------|
| Career | 1,661 | Joe Binion | 1970-1974 |
| Season | 598 | James Outlaw | 1973-1974 |
| Game | 32 | Joe Howell | 1957-1958 |

3-POINT FIELD GOAL PERCENTAGE

| | | | |
|--------|-------|---------------|---------------|
| Career | .407 | Glenn Taggart | 1987-1991 |
| Season | .469 | Glenn Taggart | 1990-1991 |
| Game | 1.000 | Tyrone Green | 2001 (7 of 7) |

3-POINT FIELD GOALS MADE

| | | | |
|--------|-----|----------------|--------------------------|
| Career | 209 | Carlton Becton | 1985-1989 |
| Season | 115 | Steven Rush | 2006-2007 |
| Game | 10 | Steven Rush | Nov. 24, 2007 vs. DePaul |

3-POINT FIELD GOALS ATTEMPTED

| | | | |
|--------|-----|---------------|-----------------------|
| Career | 578 | Phillip Allen | 1991-1995 |
| Season | 287 | Steven Rush | 2006-2007 |
| Game | 18 | Michael Hayes | vs. Florida A&M, 2006 |

FREE THROW PERCENTAGE (Min. 75 FT's Made)

| | | | |
|--------|-------|-----------------------|-----------|
| Career | .855 | Steven Rush (171-200) | 2006-2008 |
| Season | .875 | Bobby Moore | 1989-1990 |
| Game | 1.000 | Corvin Davis | (12-12) |

3-POINT FIELD GOALS ATTEMPTED

| | | | |
|--------|-----|---------------|-----------------------|
| Career | 578 | Phillip Allen | 1991-1995 |
| Season | 287 | Steven Rush | 2006-2007 |
| Game | 18 | Michael Hayes | vs. Florida A&M, 2006 |

FREE THROW PERCENTAGE (Min. 75 FT's Made)

| | | | |
|--------|-------|----------------|-----------------|
| Career | .838 | Thomas Griffis | 1984-1988 |
| Season | .875 | Bobby Moore | 1989-1990 |
| Game | 1.000 | Corvin Davis | (12-12) vs. N/A |

FREE THROWS MADE

| | | | |
|--------|-----|---------------|-------------------------|
| Career | 600 | Joe Howell | 1955-1958 |
| Season | 146 | Joe Binion | 1983-1984 |
| Game | 16 | Glenn Taggart | vs. UMES, Jan. 22, 1990 |

FREE THROWS ATTEMPTED

| | | | |
|--------|-------|-----------------|-----------|
| Career | 1,050 | Joe Howell | 1955-1958 |
| Season | 247 | Joe Binion | 1983-1984 |
| Game | 20 | Claude Williams | 1987-1988 |

ALL-MEAC

| | |
|--------|-----------------------------------|
| 1972 – | Elmer Austin, first team |
| | James Outlaw, first team |
| | William "June" Harris, first team |
| 1973 – | William "June" Harris, first team |
| 1974 – | James Outlaw, first team |
| 1975 – | Allen Spruill, first team |
| 1976 – | Sinclair Colbert, first team |
| | Ron Johnson, first team |
| | James Sparrow, first team |
| 1977 – | L.J. Pipkin, second team |
| 1978 – | James Sparrow, first team |
| | L.J. Pipkin, second team |
| | Harold Royster, second team |
| 1979 – | Joe Brawner, first team |
| | James Sparrow, first team |
| 1980 – | Joe Brawner, first team |
| | Harold Royster, second team |
| 1981 – | James Anderson, first team |
| | Joe Binion, second team |
| | Harold Royster, second team |
| 1982 – | Joe Binion, first team |
| | James Anderson, first team |
| 1983 – | Joe Binion, first team |
| | Juan Lanauze, second team |
| | Eric Boyd, second team |
| 1984 – | Joe Binion, first team |
| | Eric Boyd, first team |
| | Jimmy Brown, first team |
| 1985 – | Eric Boyd, first team |
| | Jimmy Brown, first team |
| | Claude Williams, second team |
| 1986 – | Claude Williams, first team |
| | George Cale, first team |
| | Thomas Griffis, second team |
| 1987 – | Claude Williams, first team |
| | George Cale, first team |
| | Thomas Griffis, first team |
| 1988 – | Claude Williams, first team |
| | Thomas Griffis, first team |
| 1989 – | Glenn Taggart, first team |
| | Carlton Becton, second team |
| 1991 – | Glenn Taggart, second team |
| | Dana Elliott, second team |
| 1992 – | Jamaine Williams, first team |
| | Dana Elliott, second team |
| 1993 – | Jamaine Williams, first team |
| 1994 – | Joe Bunn, second team |
| 1995 – | John Floyd, first team |
| 1997 – | Kimani Stewart, first team |
| | Jonathan Richmond, second team |
| 2001 – | Bruce Jenkins, first team |
| | James Miller, second team |
| 2002 – | Bruce Jenkins, first team |
| 2007 – | Steven Rush, first team |
| | Jason Wills, second team |
| 2008 – | Steven Rush, second team |
| 2010 – | Tavarus Alston, second team |

PLAYER OF THE YEAR

| |
|------------------------------|
| Elmer Austin, 1972 |
| James Sparrow, 1976 |
| Joe Brawner, 1979 |
| Joe Binion, 1982, 1983, 1984 |
| Eric Boyd, 1985 |
| George Cale, 1987 |
| Claude Williams, 1988 |

Team Records

Most Points Scored

Game 156 vs. Fayetteville State 1968
 Season 2,360 1987-1988

Fewest Points Scored

Game 33 vs. Hampton 1964

Most Points Scored by an Opponent

Game 143 vs. Norfolk State 1968

Fewest Points Scored by an Opponent

Game 17 vs. Hampton 1964

Largest Margin of Victory

Game 68 vs. Morgan State 1961

Largest Margin of Defeat

Game 63 vs. Charlotte 2003

Largest Combined Score

Game 266 vs. Norfolk State
 (134-132 3 OT) 1968

Most Field Goals

Game 56 vs. Fayetteville State 1968

Most 3-Pointers Made

Game 17 vs. Morgan State,
 1994 vs. DePaul, 11/24/07
 Season 265 2009-2010

Most 3-Pointers Attempted

Game 39 vs. Brevard, 11/13/09, 11/26/09
 Season 863 2009-2010

Most Free Throws Made

Game 41 vs. Lincoln 1970
 41 vs. UMES 1988
 Season 637 1983-84

Most Free Throws Attempted

Game 48 vs. UMES, 1988
 Season 977 1983-84

Most Personal Fouls

Game 42 vs. Western Carolina 1977

Most Rebounds

Game 67 vs. Winston-Salem State 1967

Most Victories

Season 26 1958-1959 & 1987-88

Most Consecutive Victories

Season 18 1958-1959

Most Consecutive Losses

Season 24 2002-2003

Highest Scoring Average

Season 92.3 1968

Highest Opponents Scoring Average

Season 80.4 2002-2003

Best Field Goal Percentage

Season .567 1960

Year-by-Year Leaders

SCORING

| Year | Name | Games | Points | Average |
|---------|-------------------|-------|--------|---------|
| 1960-61 | Henry Marshall | 23 | 364 | 15.8 |
| 1961-62 | Henry Marshall | 27 | 505 | 18.7 |
| 1962-63 | James Jackson | 27 | 522 | 19.3 |
| 1963-64 | Maurice McHartley | 18 | 274 | 15.3 |
| 1964-65 | Robert Saunders | 26 | 514 | 19.6 |
| 1965-66 | Sylvester Adams | 21 | 372 | 17.7 |
| 1966-67 | Sylvester Adams | 24 | 255 | 18.5 |
| 1967-68 | James Staggs | 19 | 348 | 18.4 |
| 1968-69 | Darryl Cherry | 21 | 381 | 19.0 |
| 1969-70 | Melvin Evans | 24 | 290 | 12.1 |
| 1970-71 | Elmer Austin | 32 | 613 | 19.1 |
| 1971-72 | Elmer Austin | 26 | 553 | 21.3 |
| 1972-73 | James Outlaw | 27 | 448 | 16.6 |
| 1973-74 | James Outlaw | 26 | 647* | 24.9* |
| 1974-75 | Allen Spruill | 24 | 443 | 16.6 |
| 1975-76 | James Sparrow | 26 | 563 | 20.9 |
| 1976-77 | L.J. Pipken | 27 | 423 | 15.7 |
| 1977-78 | James Sparrow | 28 | 536 | 19.1 |
| 1978-79 | James Sparrow | 27 | 499 | 18.4 |
| 1979-80 | Joe Brawner | 22 | 453 | 20.6 |
| 1980-81 | Joe Binion | 28 | 536 | 19.1 |
| 1981-82 | Joe Binion | 29 | 418 | 14.4 |
| 1982-83 | Joe Binion | 30 | 597 | 19.9 |
| 1983-84 | Joe Binion | 28 | 592 | 20.4 |
| 1984-85 | Jimmy Brown | 29 | 530 | 18.2 |
| 1985-86 | George Cale | 30 | 445 | 14.8 |
| 1986-87 | George Cale | 30 | 478 | 15.9 |
| 1987-88 | Claude Williams | 29 | 470 | 16.2 |
| 1988-89 | Carlton Becton | 27 | 505 | 18.7 |
| 1989-90 | Glenn Taggart | 29 | 423 | 14.6 |
| 1990-91 | Glenn Taggart | 27 | 560 | 20.7 |
| 1991-92 | Dana Elliot | 27 | 454 | 16.8 |
| 1992-93 | Jamaine Williams | 26 | 557 | 21.4 |
| 1993-94 | Phillip Allen | 30 | 389 | 16.3 |
| 1994-95 | John Floyd | 27 | 501 | 17.3 |
| 1995-96 | Kimani Stewart | 27 | 302 | 11.2 |
| 1996-97 | Kimani Stewart | 28 | 369 | 13.2 |
| 1997-98 | Jonathan Richmond | 27 | 321 | 11.9 |
| 1998-99 | Jonathan Richmond | 28 | 431 | 15.4 |
| 1999-00 | Bruce Jenkins | 29 | 420 | 14.5 |
| 2000-01 | James Miller | 30 | 481 | 16.0 |
| 2001-02 | Bruce Jenkins | 28 | 519 | 18.5 |
| 2002-03 | Tyrone Green | 20 | 263 | 13.2 |
| 2003-04 | Sean Booker | 28 | 408 | 14.6 |
| 2004-05 | Sean Booker | 29 | 467 | 16.1 |
| 2005-06 | Jason Wills | 29 | 425 | 14.7 |
| 2006-07 | Steven Rush | 30 | 520 | 17.3 |
| 2007-08 | Steven Rush | 30 | 430 | 14.3 |
| 2008-09 | Ed Jones | 32 | 411 | 12.8 |
| 2009-10 | Tavarus Alston | 33 | 483 | 14.6 |

Year-by-Year Leaders

REBOUNDING

| Year | Name | Games | Rebounds | Average |
|---------|------------------|-------|----------|---------|
| 1961-62 | James Jackson | 25 | 304 | 12.2 |
| 1962-63 | James Jackson | 27 | 283 | 10.5 |
| 1963-64 | Warren Davis | 30 | 381 | 12.7 |
| 1964-65 | Irving Mulcare | 24 | 328 | 13.7 |
| 1965-66 | William Gilmer | 24 | 248 | 10.9 |
| 1966-67 | Ted Campbell | 21 | 327 | 15.6 |
| 1967-68 | Ted Campbell | 23 | 317 | 13.4 |
| 1968-69 | Vernon Walker | 21 | 388 | 18.5* |
| 1969-70 | Lonnie Kluttz | 26 | 367 | 14.1 |
| 1970-71 | Elmer Austin | 32 | 408* | 12.8 |
| 1971-72 | Elmer Austin | 26 | 270 | 10.4 |
| 1972-73 | Lloyd Glover | 27 | 191 | 7.1 |
| 1973-74 | Willie Daniels | 26 | 256 | 9.8 |
| 1974-75 | Sinclair Colbert | 25 | 256 | 10.2 |
| 1975-76 | Sinclair Colbert | 26 | 337 | 12.9 |
| 1976-77 | L.J. Pipken | 27 | 224 | 8.7 |
| 1977-78 | Harold Royster | 26 | 225 | 8.0 |
| 1978-79 | Marvin Brown | 25 | 181 | 7.2 |
| 1979-80 | Harold Royster | 26 | 164 | 6.3 |
| 1980-81 | Joe Binion | 30 | 330 | 11.1 |
| 1981-82 | Joe Binion | 28 | 259 | 9.2 |
| 1982-83 | Joe Binion | 30 | 333 | 11.1 |
| 1983-84 | Joe Binion | 29 | 335 | 11.6 |
| 1984-85 | Claude Williams | 29 | 247 | 8.5 |
| 1985-86 | Claude Williams | 30 | 231 | 7.7 |
| 1986-87 | Claude Williams | 29 | 256 | 8.8 |
| 1987-88 | Claude Williams | 29 | 236 | 8.1 |
| 1988-89 | Carlton Becton | 27 | 164 | 6.1 |
| 1989-90 | Colin Spady | 29 | 218 | 7.5 |
| 1990-91 | Dana Elliot | 27 | 184 | 6.8 |
| 1991-92 | Jamaine Williams | 27 | 203 | 7.5 |
| 1992-93 | Jamaine Williams | 26 | 232 | 8.9 |
| 1993-94 | Joe Bunn | 30 | 251 | 8.4 |
| 1994-95 | Anthony Jones | 30 | 178 | 5.9 |
| 1995-96 | Kimani Stewart | 27 | 135 | 5.0 |
| 1996-97 | Kimani Stewart | 28 | 208 | 7.4 |
| 1997-98 | Kelvin Clyburn | 26 | 118 | 4.5 |
| 1998-99 | Bruce Jenkins | 24 | 114 | 4.8 |
| 1999-00 | Tarrell Robinson | 29 | 212 | 7.3 |
| 2000-01 | Bruce Jenkins | 27 | 266 | 9.9 |
| 2001-02 | Bruce Jenkins | 28 | 329 | 11.8 |
| 2002-03 | Chris Ferguson | 25 | 202 | 8.1 |
| 2003-04 | Chris Ferguson | 23 | 164 | 7.1 |
| 2004-05 | Greg Roberts | 29 | 120 | 4.1 |
| 2005-06 | Jason Wills | 29 | 205 | 7.1 |
| 2006-07 | Jason Wills | 30 | 212 | 7.1 |
| 2007-08 | Jason Wills | 31 | 206 | 6.6 |
| 2008-09 | Thomas Coleman | 32 | 201 | 6.3 |
| 2009-10 | Thomas Coleman | 32 | 274 | 8.6 |

Year-by-Year Leaders

ASSISTS

| Year | Name | Games | Assists | Average |
|---------|-------------------|-------|---------|---------|
| 1974-75 | James Sparrow | 25 | 105 | 4.2 |
| 1975-76 | James Sparrow | 26 | 139 | 5.3 |
| 1976-77 | James Sparrow | 28 | 104 | 3.7 |
| 1977-78 | James Sparrow | 28 | 104 | 3.7 |
| 1978-79 | Joe Brawner | 27 | 137 | 5.0 |
| 1979-80 | Artie Gaines | 26 | 66 | 2.5 |
| 1980-81 | Eric Boyd | Xx | xx | Xx |
| 1981-82 | Eric Boyd | 28 | 70 | 2.5 |
| 1982-83 | Eric Boyd | 31 | 100 | 3.2 |
| 1983-84 | Eric Boyd | 29 | 113 | 3.9 |
| 1984-85 | Thomas Griffis | 27 | 83 | 3.1 |
| 1985-86 | Thomas Griffis | 30 | 140 | 4.7 |
| 1986-87 | Thomas Griffis | 30 | 176 | 5.9 |
| 1987-88 | Thomas Griffis | 29 | 183 | 6.3 |
| 1988-89 | Glenn Taggart | 27 | 147 | 5.4 |
| 1989-90 | Glenn Taggart | 29 | 201* | 6.9* |
| 1990-91 | Glenn Taggart | 27 | 137 | 5.1 |
| 1991-92 | Darryl Cheeley | 27 | 150 | 5.5 |
| 1992-93 | Darryl Cheeley | 24 | 66 | 2.7 |
| 1993-94 | Tyrone Brice | 30 | 105 | 3.5 |
| 1994-95 | Tyrone Brice | 30 | 117 | 3.9 |
| 1995-96 | Marcus Williams | 21 | 83 | 3.9 |
| 1996-97 | Marcus Williams | 28 | 129 | 4.6 |
| 1997-98 | Jonathan Richmond | 27 | 64 | 2.4 |
| 1998-99 | Jonathan Richmond | 28 | 63 | 2.2 |
| 1999-00 | J.J. Miller | 29 | 91 | 3.1 |
| 2000-01 | J.J. Miller | 30 | 130 | 4.3 |
| 2001-02 | Marque Carrington | 26 | 104 | 4.0 |
| 2002-03 | Tyrone Green | 20 | 58 | 2.9 |
| 2003-04 | Brian Faulcon | 26 | 81 | 3.1 |
| 2004-05 | Rechodd Carter | 29 | 95 | 3.3 |
| 2005-06 | Walter Booth | 29 | 61 | 2.1 |
| 2006-07 | Walter Booth | 32 | 85 | 2.7 |
| 2007-08 | Jason Wills | 31 | 83 | 2.7 |
| 2008-09 | Tavarus Alston | 32 | 131 | 4.1 |
| 2009-10 | Tavarus Alston | 33 | 128 | 3.9 |

Year-by-Year Leaders

STEALS

| Year | Name | Games | Steals | Average |
|---------|---------------------|-------|--------|---------|
| 1974-75 | Stanley Parham | 25 | 73 | 2.9 |
| 1975-76 | James Sparrow | 28 | 77 | 2.8 |
| 1976-77 | Edward Vickers | 18 | 28 | 1.5 |
| 1977-78 | Joe Brawner | 28 | 64 | 2.3 |
| 1978-79 | Joe Brawner | 27 | 80 | 2.9 |
| 1979-80 | Joe Brawner | 22 | 66 | 3.0 |
| 1980-81 | Eric Boyd | 29 | 81 | 2.8 |
| 1981-82 | James Anderson | 28 | 42 | 1.5 |
| 1982-83 | Joe Binion | 30 | 51 | 1.7 |
| 1983-84 | Joe Binion | 29 | 57 | 1.9 |
| 1984-85 | Thomas Griffis | 27 | 51 | 1.9 |
| 1985-86 | Thomas Griffis | 30 | 61 | 2.1 |
| 1986-87 | Thomas Griffis | 30 | 82* | 2.7* |
| 1987-88 | Thomas Griffis | 29 | 67 | 1.9 |
| 1988-89 | Glenn Taggart | 27 | 55 | 2.1 |
| 1989-90 | Glenn Taggart | 29 | 46 | 1.8 |
| 1990-91 | Glenn Taggart | 27 | 53 | 1.9 |
| 1991-92 | Phillip Allen | 25 | 45 | 1.8 |
| 1992-93 | Phillip Allen | 26 | 52 | 2.0 |
| 1993-94 | Phillip Allen | 30 | 79 | 2.6 |
| 1994-95 | Phillip Allen | 29 | 49 | 1.6 |
| 1995-96 | Tarik Beasley | 26 | 29 | 1.1 |
| 1996-97 | Derick Powell | 28 | 47 | 1.6 |
| 1997-98 | Jonathan Richmond | 27 | 28 | 1.0 |
| 1998-99 | Marque Carrington | 27 | 41 | 1.5 |
| 1999-00 | J.J. Miller | 29 | 66 | 2.3 |
| 2000-01 | Anthony Debro | 30 | 38 | 1.3 |
| 2001-02 | Marque Carrington | 26 | 46 | 1.7 |
| 2002-03 | Michael Kirkpatrick | 21 | 23 | 1.1 |
| 2003-04 | Sean Booker | 28 | 51 | 1.8 |
| 2004-05 | Rechodd Carter | 29 | 52 | 1.8 |
| 2005-06 | Greg Roberts | 27 | 41 | 1.5 |
| 2006-07 | Greg Roberts | 32 | 46 | 1.4 |
| 2007-08 | Angelo Hernandez | 31 | 41 | 1.3 |
| 2008-09 | Tavarus Alston | 32 | 56 | 1.8 |
| 2009-10 | Tavarus Alston | 33 | 46 | 1.4 |

All-Time Record Against

| Opponents | Record | Last Meeting |
|----------------------------|--------|-----------------------|
| Adelphi University | 1-0 | 1963-1964 (83-80 W) |
| Akron University | 4-4 | 2008 (78-61 L) |
| Alabama | 0-1 | 1986-1987 (88-71 L) |
| Alabama State | 4-6 | 2003-2004 (76-42 L) |
| Alcorn State | 0-2 | 1981-1982 (87-86 W) |
| American University | 1-2 | 2001-2002 (86-72 L) |
| Anderson | 1-0 | 2007 (86-50 W) |
| Appalachian State | 2-1 | 1984-1985 (85-59 W) |
| Arizona State | 0-1 | 2006-2007 (66-71 L) |
| Arkansas-Little Rock | 1-2 | 1979-1980 (76-68 L) |
| Arkansas State | 1-0 | 1992-1993 (102-100 W) |
| Arkansas | 0-2 | 1995-1996 (103-49 L) |
| Army | 0-1 | 2006-2007 (49-63 L) |
| Austin Peay | 0-1 | 1988-1989 (82-68 L) |
| Baylor University | 0-2 | 2006-2007 (71-91 L) |
| Benedict College | 1-0 | 1983-1984 (97-70 W) |
| Bethune-Cookman | 37-27 | 2010 (65-66 L) |
| Bluefield State | 1-0 | 1968-1969 (92-68 W) |
| Boston University | 1-1 | 1991-1992 (91-87 L) |
| Brevard College | 1-0 | 2009 (92-63 W) |
| California | 0-1 | 2008 (82-47 L) |
| Campbell University | 7-4 | 2005-2006 (72-93 L) |
| Carson-Newman | 1-0 | 2009 (81-74 W) |
| Catawba College | 2-0 | 1974-1975 (79-77 W) |
| Central Florida | 0-1 | 2008 (81-62 L) |
| Centre College | 1-0 | 1963-1964 (86-68 W) |
| Charlotte | 0-1 | 2002-2003 (102-39 L) |
| Cheyney State | 0-1 | 1970-1971 (98-95 W) |
| Cincinnati University | 0-3 | 2005-2006 (69-105 L) |
| Cleveland State | 0-1 | 1977-1978 (61-60 L) |
| Coastal Carolina | 3-0 | 2008 (72-60 W) |
| Coppin State | 18-32 | 2010 (65-77 L) |
| College of Charleston | 1-1 | 1992-1993 (68-54 L) |
| Cote d' Ivoire | 1-0 | 1978-1979 (102-86 W) |
| Colorado | 0-1 | 1997-1998 (77-55 L) |
| Davis & Elkins | 1-0 | 2009 (67-53 W) |
| Dayton | 0-1 | 2006-2007 (66-79 L) |
| Delaware State | 54-26 | 2010 (65-54 W) |
| DePaul University | 1-1 | 2007 (96-93 W) |
| Detroit | 2-1 | 1987-1988 (82-70 W) |
| Drury University | 1-0 | 1970-1971 (70-53 W) |
| Duke | 0-8 | 2002-2003 (91-57 L) |
| Duquesne University | 0-2 | 2004-2005 (82-69 L) |
| East Carolina | 0-2 | 2005-2006 (75-86 L) |
| Elizabeth City State | 17-6 | 1982-1983 (63-60 W) |
| Elon | 8-3 | 2001-2002 (94-82 L) |
| Evansville | 0-3 | 2008 (73-66 L) |
| Farleigh Dickerson | 1-3 | 1978-1979 (75-65 W) |
| Fayetteville State | 18-2 | 1976-1977 (78-70 L) |
| Fisk University | 1-0 | 1963-1964 (112-87 W) |
| Florida A&M | 35-24 | 2010 (66-70 L) |
| Fort Valley State | 2-0 | 1983-1984 (89-75 W) |
| George Mason | 3-1 | 1994-1995 (98-90 L) |
| Georgetown | 0-1 | 1984-1985 (61-56 L) |
| Georgia | 0-1 | 2008 (98-68 L) |
| Georgia State | 0-2 | 2002-2003 (76-44 L) |
| Georgia Tech | 0-6 | 1994-1995 (85-81 L) |
| Grambling State | 2-1 | 1981-1982 (71-69 L) |
| Hampton | 14-19 | 2009 (59-58 L) |
| Hawai'i | 0-1 | 2005-2006 (60-66 L) |
| High Point | 1-2 | 2004-2005 (77-68 W) |
| Houston Baptist | 1-0 | 2007 (96-71 W) |
| Howard | 56-34 | 2010 (65-55 W) |
| Idaho | 1-0 | 1991-1992 (81-70 W) |
| Indiana State | 0-1 | 1978-1979 (83-64 L) |
| Iowa State | 1-0 | 1963-1964 (91-72 L) |
| James Madison | 0-2 | 1997-1998 (73-62 L) |
| Jackson State | 7-3 | 1982-1983 (80-61 W) |
| Jacksonville State | 1-0 | 1977-1978 (79-59 W) |
| Johnson C. Smith | 20-7 | 1987-1988 (83-67 W) |
| Kansas | 0-1 | 1985-1986 (71-46 L) |
| Kentucky State | 1-0 | 1963-1964 (71-54 W) |
| Lamar | 0-1 | 2009 (73-74 L) |
| Livingstone College | 1-0 | 1996-1997 (97-80 W) |
| Longwood | 1-1 | 2006-2007 (71-59 W) |
| Louisiana State University | 0-2 | 1996-1997 (74-62 L) |

| Opponents | Record | Last Meeting |
|----------------------------|--------|----------------------|
| Louisville | 0-1 | 2004-2005 (85-51 L) |
| Mars Hill | 1-0 | 2006-2007 (98-66 W) |
| Maryland Eastern Shore | 58-17 | 2010 (52-62 L) |
| Marshall | 0-3 | 2009 (63-79 L) |
| Mercer | 0-1 | 1974-1975 (76-65 L) |
| Miami | 0-3 | 2009 (59-80 L) |
| Michigan | 0-1 | 1983-1984 (71-55 L) |
| Middle Tenn. State | 1-2 | 2009 (65-56 W) |
| Mississippi Valley | 3-1 | 1990-1991 (80-74 L) |
| Missouri | 0-2 | 2007 (66-94 L) |
| Montreat | 1-0 | 2007 (82-51 W) |
| Morehouse College | 1-0 | 1975-1976 (92-84 W) |
| Morehead State | 0-1 | 1983-1984 (70-69 L) |
| Morgan State | 41-31 | 2010 (57-84 L) |
| Nebraska | 0-4 | 2005-2006 (57-107 L) |
| New Mexico | 1-1 | 2006-2007 (78-86 L) |
| New Mexico State | 0-1 | 2009 (68-84 L) |
| North Carolina | 0-2 | 2002-2003 (93-57 L) |
| UNC-Asheville | 2-0 | 1978-1979 (80-69 W) |
| N.C. Central | 43-14 | 2002-2003 (74-72 L) |
| UNC-Charlotte | 5-7 | 1993-1994 (86-69 W) |
| UNC-Greensboro | 7-5 | 2001-2002 (85-67 L) |
| N.C. State | 0-7 | 2002-2003 (101-63 L) |
| UNC-Wilmington | 10-9 | 1991-1992 (92-88 L) |
| Norfolk State | 19-16 | 2010 (66-67 L) |
| Northwestern | 0-1 | 2009 (65-90 L) |
| Ohio | 0-2 | 2009 (82-93 L) |
| Oklahoma | 0-1 | 1984-1985 (96-83 L) |
| Oklahoma State | 0-1 | 1996-1997 (81-67 L) |
| Oral Roberts | 0-1 | 1976-1977 (110-64 L) |
| U of the Pacific | 1-0 | 1990-1991 (62-48 W) |
| Pittsburgh | 0-2 | 2007 (61-88 L) |
| Princeton | 0-1 | 1982-1983 (53-41 L) |
| Providence | 0-3 | 1979-1980 (74-61 L) |
| Radford | 1-5 | 2005-2006 (76-83 L) |
| Rhode Island | 0-1 | 1991-1992 (73-59 L) |
| Robert Morris | 1-0 | 1979-1980 (65-51 W) |
| Santa Clara | 0-1 | 2004-2005 (90-52 L) |
| St. Andrews | 1-0 | 2006-2007 (92-58 W) |
| St. Augustine's College | 16-1 | 1981-1982 (62-53 W) |
| St. John's | 0-1 | 1989-1990 (64-57 L) |
| St. Louis | 1-3 | 2009 (60-52 L) |
| Senegal | 1-0 | 1978-1979 (86-83 W) |
| Seton Hall | 0-2 | 1990-1991 (103-77 L) |
| Shaw University | 4-11 | 1970-1971 (89-77 L) |
| S.C. State | 42-40 | 2010 (87-69 W) |
| Southern | 4-3 | 1986-1987 (78-57 W) |
| Southern California | 0-1 | 2005-2006 (38-68 L) |
| Southern Methodist | 1-0 | 2006-2007 (80-76 W) |
| Southern Virginia | 1-0 | 2007 (124-90 W) |
| Stetson | 0-1 | 2006-2007 (69-72 L) |
| SW Missouri | 1-0 | 1990-1991 (55-52 W) |
| St. Peter's | 0-2 | 1995-1996 (76-59 L) |
| Syracuse | 0-2 | 1987-1988 (69-55 L) |
| Talladega College | 1-0 | (83-54 W) |
| Tennessee | 0-2 | 2009 (78-99 L) |
| Tennessee State | 7-13 | 1994-1995 (63-60 L) |
| Tennessee Wesleyan | 1-0 | 2009 (84-47 W) |
| Texas A&M | 1-2 | 2004-2005 (89-56 L) |
| Texas Christian | 1-1 | 1993-1994 (85-82 W) |
| Texas Pan American | 1-0 | (67-60 W) |
| Tulane | 0-4 | 2009 (54-78 L) |
| Union University | 1-0 | 1961-1962 (84-80 W) |
| UNLV | 0-1 | 2008 (71-58 L) |
| US Merchant Marine Academy | 1-0 | 2008 (82-36 W) |
| UTEP | 0-1 | 2009 (66-81 L) |
| Vanderbilt | 0-2 | 1995-1996 (96-81 L) |
| Virginia | 0-1 | 1994-1995 (94-50 L) |
| VA Commonwealth | 0-8 | 2003-2004 (105-51 L) |
| Virginia State | 8-3 | 1992-1993 (97-87 W) |
| Virginia Tech | 0-4 | 2005-2006 (66-94 L) |
| Virginia Union | 4-1 | 1987-1988 (89-75 W) |
| Wake Forest | 0-3 | 2004-2005 (98-76 L) |
| Washington State | 0-1 | 2007 (34-67 L) |
| Western Carolina | 6-3 | 1987-1988 (83-69 W) |
| Winston-Salem State | 31-38 | 2010 (74-79 L) |

Year-by-Year Results

| | | | | | | | |
|-----------------------|--------|-----------------------|---------|-----------------------|-----------------|-----------------------|---------|
| 1952-53 | 9-12 | Winston-Salem St. | 66-74 | St. Augustine | 96-71 | Howard University | 86-61 |
| 1953-54 | 7-21 | Elizabeth City | 95-79 | Fayetteville St. | 88-68 | | |
| Cal Irvin Era | | Hampton Univ. | 53-67 | Lincoln University | 117-58 | 1973-74 (18-7) | |
| 1954-55 | 13-10 | Hampton Univ. | 33-17 | N.C. Central | 104-65 | Fayetteville St. | 88-82 |
| 1955-56 | 14-6 | N.C. Central | 89-63 | Winston-Salem St. | 84-79 | Delaware State | 71-94 |
| 1956-57 | 16-4 | J.C. Smith | 82-77 | Livingstone College | 118-64 | UMES | 84-102 |
| 1957-58 | 17-3 | Centre College | 86-88 | Shaw University | 83-85 | N.C. Central | 88-84 |
| 1958-59 | 21-4 | Fisk University | 112-87 | J.C. Smith | 102-99 | Winston-Salem St. | 92-91 |
| 1959-60 | 19-6 | Adelphi Univ. | 83-80 | St. Augustine | Forfeit | Marshall University | 85-96 |
| 1960-61 | 17-6 | Akron Univ. | 57-48 | Elizabeth City | 94-96 | Winston-Salem St. | 74-66 |
| | | Iowa State | 91-72 | N.C. Central | 61-69 | N.C. Central | 82-73 |
| | | | | J.C. Smith | 132-103 | S.C. State | 85-82 |
| 1961-62 (20-7) | | | | Winston-Salem St. | 76-73 | Elizabeth City | 79-69 |
| Elizabeth City | 111-70 | 1965-66 (16-6) | | Shaw University | 82-86 | Winston-Salem St. | 55-59 |
| Fayetteville St. | 75-53 | Southern Univ. (BR) | 87-90 | Livingstone College | 84-69 | Elizabeth City | 78-75 |
| Shaw Univ. | 116-74 | Bethune-Cookman | 86-109 | Elizabeth City | 116-112 | Delaware St. | 92-83 |
| Hampton Univ. | 93-61 | Morgan State | 55-75 | Elon College | 76-74 | UMES | 82-88 |
| St. Augustine | 89-72 | St. Augustine | 102-62 | Fayetteville State | n/a | Howard Univ. | 87-73 |
| J.C. Smith | 80-83 | Fayetteville St. | 88-64 | Delaware State | 82-76 | Morgan State | 63-81 |
| N.C. Central | 100-84 | Elizabeth City | 93-65 | Maryland State | 76-80 | J.C. Smith | 77-73 |
| J.C. Smith | 87-89 | J.C. Smith | 75-70 | Elizabeth City | 85-79 | Morgan State | 65-71 |
| Virginia State | 84-76 | Fayetteville St. | 95-51 | Elon College | 72-71 | Howard Univ. | 69-67 |
| St. Augustine | 96-79 | St. Augustine | 108-56 | Guilford College | 72-80 | N.C. Central | 72-66 |
| Virginia Union | 88-73 | N.C. Central | 71-63 | | | N.C. Central | 72-71 |
| Virginia State | 100-68 | Livingstone College | 79-57 | | | Morgan State | 63-65 |
| N.C. Central | 99-78 | Akron Univ. | 72-78 | 1970-71 (24-8) | | Howard Univ. | 93-96 |
| Winston-Salem St. | 66-87 | Morgan State | 110-71 | Elon College | 25-23 | | |
| Winston-Salem St. | 79-95 | Shaw University | 75-54 | Guilford College | 75-85 | | |
| Fayetteville St. | 82-42 | N.C. Central | 66-65 | Virginia St. | 83-75 | 1974-75 (18-7) | |
| J.C. Smith | 90-98 | Winston-Salem St. | 84-102 | Southern Univ. (BR) | 86-70 | St. Augustine | 67-68 |
| Shaw University | 106-85 | J.C. Smith | 69-75 | Livingstone College | 66-47 | Mercer University | 65-76 |
| N.C. Central | 93-50 | Shaw University | 66-44 | Fayetteville State | 83-84 | Delaware State | 73-72 |
| Virginia Union | 96-72 | Elizabeth City | 75-69 | Fort Valley St. | 114-72 | UMES | 89-79 |
| Elizabeth City | 89-90 | Elon College | 77-54 | Alabama St. | 86-90 | N.C. Central | 100-83 |
| Hampton Univ. | 85-39 | Western Carolina | 86-79 | Cheyney State | 98-95 | Winston-Salem St. | 79-80 |
| Morgan State | 130-62 | Howard University | 66-81 | Elizabeth City | 114-96 | Virginia Union | 86-89 |
| Maryland State | 69-60 | | | N.C. Central | 79-71 | J.C. Smith | 87-82 |
| Winston-Salem St. | 80-66 | | | Shaw University | 77-66 | Catawba College | 79-77 |
| Evansville | 82-97 | | | St. Augustine | 123-83 | S.C. State | 78-80 |
| Union University | 84-80 | | | Winston-Salem St. | 85-83 | J.C. Smith | 95-79 |
| | | | | Elon College | 68-65 | S.C. State | 88-72 |
| 1962-63 (20-7) | | | | J.C. Smith | 107-93 | Fayetteville St. | 104-71 |
| Elizabeth Univ. | 90-86 | 1966-67 (16-5) | | N.C. Central | 78-64 | Winston-Salem St. | 69-84 |
| Fayetteville St. | 70-61 | Catawba College | 74-64 | J.C. Smith | 105-85 | Delaware State | 88-86 |
| Hampton Univ. | 84-60 | Guilford College | 84-85 | Winston-Salem St. | 79-83 | UMES | 76-56 |
| St. Augustine | 92-71 | St. Augustine | 103-85 | St. Augustine | 100-88 | Howard Univ. | 78-74 |
| Virginia St. | 76-74 | St. Augustine | 118-81 | Livingstone College | 99-70 | Morgan State | 72-68 |
| Fayetteville St. | 76-50 | Elizabeth City | 77-66 | Elizabeth City | 67-88 | J.C. Smith | 81-76 |
| Shaw University | 68-63 | J.C. Smith | 66-77 | Shaw University | 77-89 | Morgan State | 65-67 |
| J.C. Smith | 70-55 | Livingstone College | 89-58 | Fayetteville St. | 108-88 | Howard Univ. | 80-76 |
| Virginia St. | 64-81 | Shaw University | 60-46 | UMES | 117-105 | Fayetteville St. | 76-64 |
| N.C. Central | 81-64 | Winston-Salem St. | 85-87 | Norfolk St. | 86-100 | N.C. Central | 70-62 |
| Winston-Salem St. | 60-68 | J.C. Smith | 108-85 | Elizabeth City | 91-87 | Howard Univ. | 78-74 |
| St. Augustine | 89-47 | Morgan State | 91-68 | Elon College | 66-55 | Morgan State | 70-65 |
| J.C. Smith | 85-87 | N.C. Central | 69-60 | Guilford College | 71-63 | | |
| Shaw University | 110-77 | Livingstone College | 125-79 | Drury (Mo.) College | 70-53 | 1975-76 (20-6) | |
| N.C. Central | 68-65 | Winston-Salem St. | 93-104 | Jackson State | 86-73 | Morehouse | 92-84 |
| Norfolk St. | 78-71 | Fayetteville St. | 119-82 | Fairmont College | 74-78 | High Point | 71-56 |
| Winston-Salem St. | 64-71 | Fayetteville St. | 121-82 | | | Delaware State | 74-66 |
| Norfolk State | 81-66 | Elizabeth City | 116-101 | | | UMES | 93-66 |
| Hampton Univ. | 58-54 | Akron University | 75-91 | | | N.C. Central | 102-78 |
| Elizabeth City | 67-69 | Maryland State | 85-78 | | | Winston-Salem St. | 73-65 |
| N.C. Central | 68-69 | Winston-Salem St. | 106-82 | | | Jackson State | 94-89 |
| J.C. Smith | 101-85 | Howard Univ. | 76-73 | | | N.C. Central | 117-114 |
| J.C. Smith | 78-72 | | | 1971-72 (17-6) | | UNC-Charlotte | 68-86 |
| N.C. Central | 91-79 | | | Warren Reynolds Era | 1972-73 (16-11) | Western Carolina | 77-74 |
| N.C. Central | 79-70 | | | J.C. Smith | 94-90 | S.C. State | 80-72 |
| Virginia St. | 70-77 | | | Elizabeth City | 102-84 | Winston-Salem St. | 59-62 |
| J.C. Smith | 81-73 | | | Norfolk State | 92-85 | S.C. State | 91-79 |
| | | | | Elizabeth City | 96-90 | Delaware State | 57-56 |
| 1963-64 (23-7) | | | | Delaware State | 83-67 | UMES | 86-75 |
| Hampton Univ. | 58-47 | | | UMES | 88-97 | N.C. Central | 102-78 |
| St. Augustine | 105-75 | | | N.C. Central | 94-74 | Winston-Salem St. | 73-65 |
| Fayetteville St. | 104-80 | | | Winston-Salem St. | 72-90 | Jackson State | 94-89 |
| Kentucky St. | 71-54 | | | Manhattan College | 61-73 | N.C. Central | 117-114 |
| Winston-Salem St. | 68-77 | | | Grambling State | 96-73 | UNC-Charlotte | 68-86 |
| Norfolk St. | 78-85 | | | Winston-Salem St. | 73-68 | Western Carolina | 77-74 |
| Virginia St. | 92-62 | | | S.C. State | 91-80 | S.C. State | 80-72 |
| Norfolk St. | 51-50 | | | VA Commonwealth | 78-79 | Winston-Salem St. | 59-62 |
| Shaw University | 105-74 | | | Marshall University | 66-85 | Delaware State | 57-56 |
| N.C. Central | 80-71 | | | Delaware State | 66-64 | UMES | 86-75 |
| J.C. Smith | 69-61 | | | UMES | 86-98 | Howard Univ. | 75-64 |
| Elizabeth City | 101-71 | | | Howard University | 70-74 | Morgan State | 67-74 |
| N.C. Central | 82-88 | | | Morgan State | 72-87 | N.C. Central | 82-70 |
| Fayetteville St. | 98-63 | | | Univ. of Pittsburgh | 60-79 | Morgan State | 77-74 |
| Virginia St. | 87-79 | | | Morgan State | 88-85 | Howard Univ. | 75-70 |
| Shaw University | 63-64 | | | Howard University | 81-90 | Western Carolina | 77-79 |
| | | | | N.C. Central | 76-70 | Fairleigh Dickinson | 52-59 |
| | | | | Delaware State | 91-74 | UMES | 96-70 |
| | | | | Delaware State | 66-67 | N.C. Central | 75-68 |
| | | | | UMES | 57-53 | Morgan State | 83-77 |
| | | | | UMES | 81-80 | Providence | 68-84 |
| | | | | | | 1976-77 (3-24) | |
| | | | | | | VA Commonwealth | 57-86 |
| | | | | | | Virginia State | 57-107 |
| | | | | | | Norfolk St. | 45-77 |

Year-by-Year Results

| | |
|---------------------|--------|
| Western Carolina | 52-70 |
| Winston-Salem St. | 70-86 |
| Fayetteville St. | 70-78 |
| N.C. State | 46-107 |
| UNC-Wilmington | 62-92 |
| S.C. State | 66-87 |
| Western Carolina | 60-102 |
| Delaware State | 44-41 |
| UMES | 57-64 |
| UNC-Wilmington | 52-80 |
| S.C. State | 61-68 |
| Fairleigh Dickinson | 47-50 |
| Delaware State | 71-65 |
| UMES | 73-74 |
| Winston-Salem St. | 64-75 |
| Howard Univ. | 68-76 |
| Morgan State | 73-112 |
| N.C. Central | 65-77 |
| Morgan State | 72-71 |
| Howard Univ. | 80-94 |
| N.C. Central | 79-83 |
| North Texas St. | 80-110 |
| Oral Roberts | 64-110 |
| Howard Univ. | 79-91 |

Gene Littles Era

1977-78 (20-8)

| | |
|---------------------|-------|
| Cincinnati | 57-58 |
| Cleveland State | 60-61 |
| Western Carolina | 74-66 |
| Winston-Salem St. | 74-84 |
| Fairleigh Dickinson | 54-61 |
| Jackson St. | 79-59 |
| UNC-Wilmington | 66-80 |
| VA Commonwealth | 58-63 |
| S.C. State | 74-65 |
| Western Carolina | 66-62 |
| Delaware State | 82-55 |
| UMES | 95-74 |
| UNC-Wilmington | 75-70 |
| S.C. State | 72-67 |
| Campbell | 76-68 |
| Delaware State | 58-69 |
| UMES | 72-60 |
| Winston-Salem St. | 56-40 |
| Howard University | 94-85 |
| Morgan State | 70-68 |
| N.C. Central | 76-71 |
| Morgan State | 75-72 |
| Howard Univ. | 70-58 |
| N.C. Central | 94-76 |
| Campbell | 70-63 |
| S.C. State | 64-61 |
| Morgan State | 66-63 |

1978-79 (22-7)

| | |
|---------------------|--------|
| UNC-Asheville | 80-69 |
| Syracuse | 77-102 |
| Winston-Salem St. | 74-70 |
| Winston-Salem St. | 72-80 |
| Providence | 63-75 |
| George Mason | 88-60 |
| S.C. State | 78-73 |
| Indiana State | 64-83 |
| Delaware State | 61-59 |
| UMES | 80-78 |
| Univ. Arkansas-LR | 83-61 |
| S.C. State | 72-61 |
| UNC-Charlotte | 61-70 |
| Delaware State | 80-65 |
| UMES | 84-64 |
| Campbell | 53-50 |
| UMES | 72-60 |
| Howard Univ. | 78-68 |
| Morgan State | 78-68 |
| N.C. Central | 62-57 |
| Morgan State | 70-68 |
| Howard Univ. | 65-66 |
| Campbell | 70-67 |
| N.C. Central | 78-55 |
| Fairleigh Dickinson | 75-66 |
| Morgan State | 77-62 |
| Howard Univ. | 48-46 |
| Cote d'Ivoire | 102-86 |
| Senegal | 86-63 |

Don Corbett Era

1979-80 (9-19)

| | |
|------------------------|--------|
| Alcorn State | 86-108 |
| Tennessee St. | 67-66 |
| Jackson St. | 81-76 |
| Robert Morris | 65-51 |
| Campbell | 64-73 |
| Jackson St. | 67-70 |
| Univ. Arkansas-LR | 80-101 |
| George Mason | 95-74 |
| Florida A&M | 72-79 |
| S.C. State | 86-91 |
| Winston-Salem St. | 59-61 |
| UNC-Wilmington | 56-55 |
| Providence | 61-74 |
| Mississippi Valley St. | 78-59 |
| S.C. State | 65-70 |
| George Mason | 74-72 |
| UNC-Wilmington | 66-70 |
| Winston-Salem St. | 53-56 |
| Howard Univ. | 62-66 |
| Tennessee St. | 63-55 |
| Univ. of Maine | 76-77 |
| Campbell | 65-72 |
| Howard Univ. | 66-74 |
| Univ. Arkansas-LR | 68-76 |
| Delaware St. | 59-70 |
| Univ. of Cincinnati | 64-72 |
| N.C. Central | 79-80 |

1980-81 (21-8)

| | |
|---------------------|--------|
| N.C. Central | 94-82 |
| Winston-Salem St. | 78-74 |
| Jackson St. | 78-80 |
| Southern Univ. (BR) | 100-78 |
| Delaware St. | 74-67 |
| Howard Univ. | 85-72 |
| Howard Univ. | 62-64 |
| Delaware St. | 78-75 |
| Florida A&M | 71-79 |
| Bethune-Cookman | 57-66 |
| UNC-Wilmington | 70-72 |
| S.C. State | 80-67 |
| Bethune-Cookman | 44-46 |
| Howard Univ. | 59-58 |
| Delaware St. | 52-48 |
| Jackson St. | 75-55 |
| S.C. State | 63-61 |
| Winston-Salem St. | 55-53 |
| Bethune-Cookman | 71-65 |
| Florida A&M | 69-63 |
| Campbell | 72-53 |
| Tennessee St. | 68-58 |
| Texas Southern | 75-67 |
| UNC-Wilmington | 59-57 |
| Grambling St. | 65-61 |
| Bethune-Cookman | 54-51 |
| Howard Univ. | 63-66 |
| Duke Univ. | 69-79 |

1981-82 (19-9)

| | |
|------------------------|-------|
| Winston-Salem St. | 80-76 |
| Grambling St. | 69-71 |
| Alcorn State | 78-86 |
| Mississippi Valley St. | 94-87 |
| St. Augustine | 62-53 |
| Alabama St. | 75-58 |
| Jackson St. | 58-59 |
| Tennessee St. | 70-80 |
| Howard University | 53-47 |
| Delaware St. | 58-57 |
| Bethune-Cookman | 73-62 |
| UNC-Wilmington | 74-68 |
| S.C. State | 55-72 |
| UMES | 64-53 |
| Howard Univ. | 62-50 |
| Delaware St. | 85-66 |
| UNC-Wilmington | 61-63 |
| S.C. State | 78-67 |
| Winston-Salem St. | 64-69 |
| Bethune-Cookman | 52-54 |
| Florida A&M | 73-71 |
| UMES | 91-72 |
| Florida A&M | 66-51 |
| Jackson St. | 77-62 |

| | |
|---------------|--------|
| Tennessee St. | 92-68 |
| Florida A&M | 47-45 |
| Howard Univ. | 79-67 |
| West Virginia | 72-102 |

1982-83 (23-8)

| | |
|------------------------|--------|
| N.C. State | 70-100 |
| Mississippi Valley St. | 53-52 |
| Elizabeth City | 63-60 |
| Livingston College | 89-70 |
| Jackson St. | 57-55 |
| Alabama St. | 70-77 |
| Howard Univ. | 72-60 |
| Delaware St. | 67-68 |
| Tennessee St. | 67-58 |
| Bethune-Cookman | 67-59 |
| Florida A&M | 57-59 |
| UNC-Wilmington | 65-53 |
| S.C. State | 85-64 |
| Winston-Salem St. | 69-68 |
| Tennessee St. | 76-69 |
| UMES | 79-70 |
| Howard Univ. | 71-87 |
| Delaware St. | 90-63 |
| UMES | 87-73 |
| Virginia Tech | 76-88 |
| Florida A&M | 94-67 |
| Bethune-Cookman | 73-68 |
| UNC-Wilmington | 58-60 |
| S.C. State | 97-68 |
| Winston-Salem St. | 69-59 |
| Alabama St. | 105-86 |
| Jackson St. | 80-61 |
| Bethune-Cookman | 80-73 |
| UMES | 81-74 |
| Howard Univ. | 71-64 |
| Princeton | 41-53 |

1983-84 (22-7)

| | |
|-------------------|--------|
| Michigan | 55-71 |
| Univ. of Detroit | 66-75 |
| Benedict College | 97-70 |
| UNC-Wilmington | 70-58 |
| N.C. State | 71-84 |
| Appalachian State | 75-63 |
| UNC-Wilmington | 65-54 |
| Fort Valley State | 80-75 |
| Alabama State | 100-73 |
| Howard Univ. | 68-75 |
| Delaware St. | 88-73 |
| UMES | 87-68 |
| Bethune-Cookman | 87-56 |
| Florida A&M | 77-47 |
| Winston-Salem St. | 78-60 |
| UMES | 75-59 |
| Tennessee St. | 71-89 |
| S.C. State | 79-68 |
| Alabama St. | 96-101 |
| Tennessee St. | 80-77 |
| Howard Univ. | 73-70 |
| Delaware St. | 87-76 |
| Winston-Salem St. | 79-70 |
| Florida A&M | 76-64 |
| Bethune-Cookman | 87-79 |
| S.C. State | 81-68 |
| Delaware St. | 70-62 |
| Howard Univ. | 65-58 |
| Morehead State | 69-70 |

1984-85 (19-10)

| | |
|-------------------|--------|
| Winston-Salem St. | 67-39 |
| N.C. State | 54-101 |
| Morgan State | 110-69 |
| UNC-Wilmington | 70-66 |
| N.C. Central | 76-57 |
| Georgia Tech | 43-81 |
| Seton Hall | 68-73 |
| Georgetown | 56-61 |
| Virginia Tech | 67-92 |
| Howard Univ. | 64-53 |
| Delaware St. | 52-48 |
| Bethune-Cookman | 66-43 |
| S.C. State | 68-66 |
| Tennessee St. | 76-64 |
| Appalachian St. | 67-72 |
| N.C. Central | 80-49 |

| | |
|-------------------|-------|
| UMES | 70-59 |
| Howard Univ. | 70-65 |
| Delaware St. | 66-67 |
| UMES | 57-53 |
| Winston-Salem St. | 67-72 |
| Bethune-Cookman | 90-69 |
| Appalachian St. | 85-59 |
| S.C. State | 80-82 |
| Tennessee St. | 66-63 |
| Morgan State | 90-66 |
| Bethune-Cookman | 97-75 |
| Howard Univ. | 71-69 |
| Oklahoma State | 83-96 |

1985-86 (22-8)

| | |
|---------------------|-------|
| Winston-Salem St. | 67-61 |
| Tennessee St. | 75-57 |
| Southern Univ. (BR) | 50-51 |
| N.C. Central | 57-52 |
| Tennessee St. | 46-49 |
| Southern Univ. (BR) | 60-69 |
| N.C. State | 48-66 |
| Coppin State | 47-45 |
| Howard Univ. | 59-67 |
| Morgan State | 68-59 |
| Bethune-Cookman | 67-57 |
| N.C. Central | 72-62 |
| Virginia Tech | 75-79 |
| Bethune-Cookman | 77-80 |
| Winston-Salem St. | 59-55 |
| Campbell | 47-46 |
| Delaware St. | 65-46 |
| UMES | 45-35 |
| Campbell | 84-59 |
| Delaware St. | 56-42 |
| Florida A&M | 69-57 |
| S.C. State | 63-61 |
| Coppin State | 57-55 |
| Howard Univ. | 75-62 |
| Morgan State | 85-52 |
| S.C. State | 72-64 |
| Bethune-Cookman | 75-66 |
| Howard Univ. | 53-52 |
| Kansas | 46-71 |

1986-87 (24-6)

| | |
|---------------------|-------|
| Detroit | 88-72 |
| Winston-Salem St. | 69-55 |
| Tennessee St. | 67-69 |
| Virginia Union | 87-74 |
| Norfolk State | 76-55 |
| Southern Univ. (BR) | 72-69 |
| Coppin State | 63-67 |
| Howard Univ. | 84-68 |
| Morgan St. | 65-46 |
| Georgia Tech | 67-83 |
| Bethune-Cookman | 55-54 |
| Tennessee St. | 55-48 |
| Bethune-Cookman | 92-75 |
| Winston-Salem St. | 61-62 |
| Delaware St. | 82-45 |
| UMES | 85-54 |
| Coastal Carolina | 64-47 |
| UMES | 79-69 |
| Delaware St. | 71-61 |
| Southern Univ. (BR) | 78-51 |
| S.C. State | 66-64 |
| Coastal Carolina | 97-58 |
| Coppin State | 82-63 |
| Howard Univ. | 67-71 |
| Morgan State | 72-66 |
| S.C. State | 91-75 |
| Florida A&M | 80-65 |
| S.C. State | 73-65 |
| Howard Univ. | 79-58 |
| Alabama | 71-88 |

1987-88 (26-3)

| | |
|-------------------|-------|
| Detroit | 82-70 |
| Western Carolina | 97-73 |
| Winston-Salem St. | 65-58 |
| J.C. Smith | 83-67 |
| Virginia Union | 89-75 |
| Akron | 57-76 |
| Coppin State | 90-61 |
| Howard Univ. | 70-66 |

Year-by-Year Results

| | |
|-------------------|--------|
| Morgan St. | 72-62 |
| Western Carolina | 83-69 |
| Bethune-Cookman | 78-69 |
| Florida A&M | 89-86 |
| Delaware St. | 94-63 |
| UMES | 84-63 |
| Akron | 92-70 |
| UMES | 84-63 |
| Delaware St. | 93-60 |
| Winston-Salem St. | 60-57 |
| S.C. State | 74-64 |
| Florida A&M | 88-76 |
| Coppin State | 102-70 |
| Howard Univ. | 93-70 |
| Morgan St. | 78-60 |
| S.C. State | 92-55 |
| Howard Univ. | 67-62 |
| Florida A&M | 101-86 |
| Syracuse | 55-69 |

1988-89 (9-18)

| | |
|-------------------|--------|
| N.C. Central | 54-66 |
| Alabama State | 73-62 |
| Winston-Salem St. | 66-62 |
| Radford Univ. | 68-84 |
| UNC-Wilmington | 61-70 |
| Alabama St. | 81-91 |
| Depaul | 52-73 |
| Austin Peay | 68-82 |
| Coppin State | 69-75 |
| Howard Univ. | 67-79 |
| Morgan St. | 65-66 |
| Bethune-Cookman | 66-67 |
| Florida A&M | 71-76 |
| N.C. Central | 40-75 |
| Delaware St. | 96-85 |
| UMES | 108-83 |
| Winston-Salem St. | 59-54 |
| S.C. State | 63-65 |
| Howard Univ. | 79-78 |
| Morgan St. | 79-96 |
| Coppin St. | 66-69 |
| S.C. State | 86-87 |
| Coppin State | 58-71 |

1989-90 (13-16)

| | |
|-------------------|--------|
| St. John's | 57-64 |
| UNC-Charlotte | 55-87 |
| Tennessee St. | 58-59 |
| Radford | 86-58 |
| Winston-Salem St. | 84-94 |
| Georgia Tech | 87-101 |
| Howard Univ. | 67-77 |
| Morgan St. | 78-87 |
| Coppin St. | 71-75 |
| Bethune-Cookman | 90-77 |
| Florida A&M | 56-73 |
| Delaware St. | 74-71 |
| UMES | 89-84 |
| UNC-Greensboro | 91-75 |
| Bethune-Cookman | 68-71 |
| Florida A&M | 65-83 |
| Tennessee St. | 84-86 |
| Delaware St. | 85-93 |
| UMES | 73-81 |
| Winston-Salem St. | 83-75 |
| S.C. State | 68-63 |
| Howard Univ. | 80-72 |
| Morgan St. | 87-76 |
| Coppin St. | 69-74 |
| S.C. State | 79-82 |
| UNC-Wilmington | 61-59 |
| Delaware St. | 96-75 |
| Florida A&M | 65-64 |
| Coppin St. | 50-54 |

1990-91 (17-10)

| | |
|--------------------|--------|
| UNC-Charlotte | 88-100 |
| Mississippi Valley | 74-80 |
| N.C. Central | 47-43 |
| Univ. of Pacific | 62-48 |
| Southwest Missouri | 55-52 |
| UNC-Wilmington | 75-71 |
| Seton Hall | 91-103 |
| Howard Univ. | 87-84 |
| Morgan St. | 93-80 |

| | |
|-------------------|---------|
| Coppin St. | 73-87 |
| Bethune-Cookman | 78-80 |
| Florida A&M | 73-80 |
| Delaware St. | 103-117 |
| UMES | 86-64 |
| UNC-Greensboro | 81-67 |
| Bethune-Cookman | 110-91 |
| Florida A&M | 84-81 |
| Delaware St. | 95-82 |
| UMES | 93-71 |
| Winston-Salem St. | 87-73 |
| S.C. State | 70-67 |
| Boston Univ. | 73-67 |
| Howard Univ. | 93-86 |
| Morgan St. | 84-101 |
| Coppin State | 76-75 |
| S.C. State | 66-87 |
| Florida A&M | 77-87 |

1991-92 (13-16)

| | |
|-----------------------|--------|
| College of Charleston | 71-55 |
| UNC-Wilmington | 88-92 |
| UNC-Charlotte | 59-90 |
| St. Louis Univ. | 85-81 |
| University of Idaho | 81-70 |
| Rhode Island | 59-73 |
| Howard Univ. | 59-68 |
| Morgan St. | 98-67 |
| Coppin St. | 82-80 |
| Bethune-Cookman | 85-75 |
| Delaware St. | 81-73 |
| UMES | 90-66 |
| N.C. Central | 70-64 |
| Bethune-Cookman | 70-59 |
| Florida A&M | 89-93 |
| UNC-Greensboro | 72-57 |
| Delaware St. | 71-77 |
| UMES | 67-63 |
| Winston-Salem St. | 66-54 |
| S.C. State | 66-54 |
| Boston Univ. | 87-91 |
| Howard Univ. | 66-65 |
| Morgan St. | 107-95 |
| S.C. State | 78-77 |
| Florida A&M | 80-78 |
| Coppin State | 70-67 |
| Morgan St. | 70-75 |

1992-93 (14-13)

| | |
|-----------------------|---------|
| UNC-Charlotte | 73-85 |
| Marquette | 43-84 |
| Texas Christian | 87-85 |
| Vanderbilt | 51-87 |
| Arkansas State | 102-100 |
| College of Charleston | 54-68 |
| Howard Univ. | 77-83 |
| Morgan St. | 35-31 |
| Coppin St. | 51-85 |
| Florida A&M | 73-76 |
| Bethune-Cookman | 68-52 |
| N.C. Central | 71-80 |
| Delaware St. | 66-64 |
| UMES | 52-44 |
| UNC-Greensboro | 88-72 |
| Florida A&M | 84-68 |
| Bethune-Cookman | 66-56 |
| Winston-Salem St. | 65-62 |
| Delaware St. | 80-81 |
| UMES | 88-65 |
| S.C. State | 68-72 |
| Howard Univ. | 90-81 |
| Morgan St. | 71-70 |
| Coppin St. | 71-83 |
| S.C. State | 76-70 |
| Delaware St. | 79-88 |

Jeff Capel Era

| | |
|----------------------|-------|
| 1993-94 (16-14) | |
| Georgia Tech | 77-93 |
| Fairfield University | 71-75 |
| UNC-Charlotte | 69-86 |
| Tennessee St. | 59-74 |
| Ohio State | 58-93 |
| Howard Univ. | 65-66 |
| Morgan St. | 92-86 |
| Coppin St. | 72-76 |

| | |
|-------------------|--------|
| Bethune-Cookman | 83-93 |
| N.C. Central | 74-83 |
| Delaware St. | 69-66 |
| UMES | 75-87 |
| UNC-Greensboro | 88-80 |
| Florida A&M | 76-62 |
| Bethune-Cookman | 81-76 |
| Winston-Salem St. | 83-66 |
| Delaware St. | 73-64 |
| UMES | 88-87 |
| S.C. State | 62-51 |
| N.C. State | 64-85 |
| Howard Univ. | 68-77 |
| Coppin State | 51-66 |
| Morgan St. | 87-76 |
| Florida A&M | 88-78 |
| S.C. State | 104-98 |
| Howard Univ. | 61-57 |
| UMES | 76-73 |
| S.C. State | 87-70 |
| Arkansas | 79-94 |

Roy Thomas Era

| | |
|---------------------|-------|
| 1994-95 (15-15) | |
| Livingstone College | 91-76 |
| Virginia | 50-94 |
| George Mason | 90-98 |
| Tennessee St. | 60-63 |
| Duke University | 56-99 |
| St. Peter's College | 52-66 |
| Coppin St. | 61-59 |
| Morgan State | 64-57 |
| Howard Univ. | 66-81 |
| Florida A&M | 71-64 |
| Bethune-Cookman | 89-77 |
| N.C. Central | 93-87 |
| Delaware St. | 68-75 |
| UMES | 61-69 |
| UNC-Greensboro | 56-73 |
| Florida A&M | 65-59 |
| Bethune-Cookman | 93-88 |
| Winston-Salem St. | 65-74 |
| UMES | 70-68 |
| Delaware St. | 68-60 |
| S.C. State | 56-57 |
| Georgia Tech | 81-85 |
| Coppin St. | 60-80 |
| Morgan St. | 65-67 |
| Howard Univ. | 75-60 |
| S.C. State | 69-52 |
| Howard Univ. | 69-66 |
| S.C. State | 70-60 |
| Coppin St. | 66-64 |
| Wake Forest | 47-79 |

1995-96 (10-17)

| | |
|---------------------|--------|
| Winston-Salem St. | 69-61 |
| Arkansas | 49-103 |
| Tulsa | 51-100 |
| St. Peter's College | 59-76 |
| UNC-Greensboro | 76-82 |
| Vanderbilt | 81-96 |
| Middle Tenn. St. | 53-64 |
| Livingstone College | 83-60 |
| Coppin State | 71-82 |
| Florida A&M | 74-67 |
| Bethune-Cookman | 63-64 |
| N.C. Central | 70-76 |
| Delaware St. | 68-66 |
| UMES | 65-66 |
| S.C. State | 53-74 |
| Morgan St. | 74-77 |
| Howard Univ. | 76-87 |
| S.C. State | 59-88 |
| Bethune-Cookman | 75-74 |
| S.C. State | 46-69 |

1996-97 (15-13)

| | |
|---------------------|-------|
| Texas A&M | 62-68 |
| Louisiana St. | 62-74 |
| Oklahoma St. | 67-81 |
| UNC-Greensboro | 62-65 |
| Livingstone College | 97-80 |
| Winston-Salem St. | 59-54 |
| Morgan St. | 84-63 |
| Howard Univ. | 84-63 |

| | |
|-----------------|-------|
| Coppin St. | 76-70 |
| Florida A&M | 79-66 |
| Bethune-Cookman | 61-81 |
| Delaware St. | 82-74 |
| UMES | 59-63 |
| Hampton Univ. | 82-75 |
| Bethune-Cookman | 86-85 |
| Florida A&M | 91-79 |
| Delaware St. | 87-66 |
| UMES | 75-82 |
| N.C. Central | 72-74 |
| S.C. State | 70-69 |
| Hampton Univ. | 71-62 |
| Morgan St. | 70-80 |
| Howard Univ. | 70-73 |
| Coppin State | 57-61 |
| S.C. State | 61-71 |
| Morgan St. | 65-54 |
| S.C. State | 54-49 |
| Coppin State | 74-81 |

1997-98 (8-19)

| | |
|-------------------|--------|
| James Madison | 62-73 |
| Colorado | 55-77 |
| Middle Tenn. St. | 64-75 |
| S.C. State | 72-83 |
| UNC-Greensboro | 66-77 |
| Winston-Salem St. | 68-66 |
| Tulane | 61-70 |
| UMES | 76-96 |
| Hampton Univ. | 78-75 |
| Bethune-Cookman | 75-69 |
| Florida A&M | 75-72 |
| Coppin St. | 64-73 |
| Delaware St. | 66-68 |
| Duke University | 66-101 |
| Howard Univ. | 86-76 |
| Morgan St. | 66-76 |
| N.C. Central | 54-58 |
| UMES | 79-74 |
| Hampton Univ. | 62-74 |
| Bethune-Cookman | 75-79 |
| Florida A&M | 64-77 |
| Delaware St. | 76-64 |
| Coppin St. | 73-85 |
| Howard Univ. | 77-67 |
| Morgan St. | 69-76 |
| S.C. State | 64-82 |
| S.C. State | 58-64 |

1998-99 (13-15)

| | |
|-----------------|--------|
| James Madison | 80-93 |
| Elon College | 89-71 |
| Louisiana St. | 59-72 |
| Nebraska | 47-65 |
| S.C. State | 58-59 |
| UNC-Greensboro | 83-79 |
| Florida A&M | 88-81 |
| Bethune-Cookman | 60-62 |
| Duke University | 53-88 |
| Georgia State | 51-72 |
| Coppin St. | 61-53 |
| Morgan St. | 75-51 |
| Hampton Univ. | 71-77 |
| Norfolk State | 84-107 |
| Howard Univ. | 73-57 |
| N.C. Central | 73-61 |
| Delaware St. | 84-79 |
| UMES | 54-67 |
| Bethune-Cookman | 55-86 |
| Florida A&M | 63-65 |
| Morgan St. | 71-69 |
| Coppin St. | 67-68 |
| Hampton Univ. | 53-64 |
| Norfolk St. | 95-84 |
| Howard Univ. | 70-65 |
| S.C. State | 66-65 |
| Bethune-Cookman | 61-50 |
| S.C. State | 58-61 |

Chris Hunter Era

| | |
|---------------------|-------|
| 1999-2000 (14-15) | |
| American University | 58-68 |
| Baylor | 70-92 |
| Texas A&M | 94-77 |
| Elon College | 73-85 |

Year-by-Year Results

| | |
|-----------------|--------|
| Coppin St. | 73-76 |
| N.C. Central | 74-79 |
| Duke | 60-101 |
| VA Commonwealth | 61-78 |
| Hampton Univ. | 73-82 |
| Norfolk St. | 83-79 |
| Howard Univ. | 62-69 |
| Delaware St. | 69-65 |
| Florida A&M | 77-63 |
| Bethune-Cookman | 82-73 |
| UNC-Greensboro | 80-71 |
| UMES | 80-68 |
| S.C. State | 57-59 |
| Morgan St. | 68-65 |
| Coppin St. | 64-76 |
| Norfolk St. | 74-78 |
| Hampton Univ. | 76-60 |
| Howard Univ. | 106-72 |
| Delaware St. | 69-55 |
| Bethune-Cookman | 71-85 |
| Florida A&M | 77-73 |
| Morgan St. | 93-84 |
| S.C. State | 84-87 |
| Howard Univ. | 94-69 |
| Hampton Univ. | 88-98 |

2000-01 (13-17)

| | |
|-----------------|--------|
| Pitt | 46-91 |
| Duquesne | 56-82 |
| VA Commonwealth | 61-81 |
| Alabama St. | 61-82 |
| Texas Southern | 75-57 |
| Delaware St. | 62-64 |
| Elon | 69-57 |
| Duke Univ. | 73-108 |
| Florida A&M | 73-58 |
| Bethune-Cookman | 68-58 |
| Coppin State | 65-71 |
| N.C. Central | 65-59 |
| UNC-Greensboro | 65-67 |
| Hampton Univ. | 82-80 |
| Norfolk St. | 75-72 |
| UMES | 74-54 |
| Howard Univ. | 75-70 |
| S.C. State | 82-87 |
| Delaware St. | 77-78 |
| Florida A&M | 52-59 |
| Bethune-Cookman | 56-58 |
| Morgan St. | 61-68 |
| Coppin St. | 68-65 |
| Norfolk St. | 76-71 |
| Hampton Univ. | 75-86 |
| Morgan St. | 83-87 |
| S.C. State | 54-58 |
| Florida A&M | 86-70 |
| Delaware St. | 83-73 |
| S.C. State | 53-57 |

2001-02 (11-17)

| | |
|-----------------|--------|
| Elon | 82-94 |
| Creighton Univ. | 51-72 |
| Nebraska | 57-69 |
| VA Commonwealth | 53-66 |
| Howard Univ. | 64-71 |
| Delaware St. | 76-63 |
| American Univ. | 72-86 |
| Duke | 51-93 |
| North Carolina | 66-104 |
| Florida A&M | 66-70 |
| Bethune-Cookman | 67-75 |
| Norfolk State | 73-74 |
| Hampton Univ. | 68-82 |
| UNC-Greensboro | 67-85 |
| N.C. Central | 63-57 |
| UMES | 79-67 |
| Morgan St. | 67-60 |
| Coppin St. | 66-55 |
| S.C. State | 76-71 |
| Howard Univ. | 77-75 |
| Delaware St. | 61-75 |
| Florida A&M | 81-73 |
| Bethune-Cookman | 62-60 |
| Norfolk St. | 71-68 |
| Hampton Univ. | 61-72 |
| UMES | 85-72 |
| S.C. State | 58-59 |
| S.C. State | 61-63 |

2002-03 (1-26)

| | |
|-----------------|--------|
| Georgia St. | 44-76 |
| Radford Univ. | 58-67 |
| VA Commonwealth | 48-76 |
| N.C. State | 63-101 |
| Duke Univ. | 57-91 |
| Wake Forest | 64-104 |
| Coppin St. | 41-68 |
| Morgan St. | 68-87 |
| Delaware St. | 50-60 |
| UMES | 58-82 |
| N.C. Central | 72-74 |
| Howard | 70-107 |
| Hampton | 61-66 |
| Norfolk St. | 60-83 |
| S.C. State | 53-59 |
| Florida A&M | 61-86 |
| Bethune-Cookman | 69-78 |
| Coppin State | 50-66 |
| Morgan St. | 84-89 |
| Delaware St. | 53-76 |
| UNC-Chapel Hill | 57-93 |
| UMES | 79-91 |
| Howard | 81-105 |
| Hampton | 63-79 |
| Norfolk St. | 61-54 |
| S.C. State | 74-77 |
| Norfolk St. | 55-76 |

Jerry Eaves Era

2003-04 (3-25)

| | |
|-----------------|--------|
| Alabama St. | 42-76 |
| UNC-Charlotte | 39-102 |
| Radford | 59-86 |
| St. Louis | 42-75 |
| East Carolina | 53-86 |
| VA Commonwealth | 51-105 |
| Miami (FL) | 62-81 |
| High Point | 63-88 |
| Wake Forest | 67-91 |
| Norfolk St. | 58-61 |
| Hampton | 57-80 |
| S.C. State | 62-69 |
| UMES | 50-52 |
| Coppin St. | 42-64 |
| Morgan St. | 72-76 |
| Florida A&M | 55-74 |
| Bethune-Cookman | 80-50 |
| Delaware St. | 61-74 |
| Howard | 60-61 |
| Norfolk St. | 59-57 |
| Hampton | 58-85 |
| UMES | 58-65 |
| Coppin St. | 56-66 |
| Morgan St. | 91-80 |
| Florida A&M | 70-81 |
| Bethune-Cookman | 51-61 |
| S.C. State | 56-78 |
| MEAC Tournament | 43-58 |

2004-2005 (6-24)

| | |
|-----------------|-------|
| New Mexico | 59-75 |
| Duquesne | 69-82 |
| Santa Clara | 52-90 |
| Texas A&M | 56-89 |
| High Point | 77-68 |
| Radford | 61-66 |
| Coppin State | 53-67 |
| Campbell Univ. | 67-68 |
| Louisville | 51-85 |
| Nebraska | 49-71 |
| Tulane | 54-73 |
| Wake Forest | 76-98 |
| Hampton | 72-81 |
| Norfolk State | 62-69 |
| Delaware State | 70-66 |
| Howard | 82-72 |
| Florida A&M | 86-93 |
| Bethune-Cookman | 78-83 |
| UMES | 74-59 |
| Coppin State | 74-79 |
| Morgan State | 61-63 |
| Morgan State | 54-71 |
| Hampton | 47-65 |
| Norfolk State | 51-56 |
| Delaware State | 59-69 |

| | |
|-----------------|-------|
| Howard | 67-63 |
| Florida A&M | 85-89 |
| Bethune-Cookman | 63-69 |
| Bethune-Cookman | 62-76 |

2005-2006 (6-23)

| | |
|-----------------|---------|
| East Carolina | 75-86 |
| Miami | 62-87 |
| Radford | 76-83 |
| S.C. State | 61-62OT |
| Virginia Tech | 66-94 |
| Campbell | 72-93 |
| Nebraska | 57-107 |
| USC | 38-68 |
| Hawai'i | 60-66 |
| Cincinnati | 69-105 |
| UMES | 75-77OT |
| Delaware State | 52-56 |
| Florida A&M | 71-75 |
| Bethune-Cookman | 69-67 |
| Coppin State | 78-71 |
| Morgan State | 60-42 |
| Norfolk State | 43-55 |
| Hampton | 65-77 |
| Longwood | 77-83 |
| Delaware State | 45-48 |
| Bethune-Cookman | 55-69 |
| Morgan State | 56-52 |
| Coppin State | 64-65OT |
| Florida A&M | 73-70 |
| Norfolk State | 60-75 |
| Hampton | 65-60 |
| Howard | 50-58 |
| S.C. State | 44-51 |
| Howard | 52-62 |

2006-2007 (15-17)

| | |
|-------------------|-----------|
| at Missouri | 80-101 |
| vs Stetson | 69-72 |
| vs Army | 49-63 |
| at Dayton | 66-79 |
| Mars Hill | 98-66 |
| Longwood | 71-59 |
| at S.C. State | 56-77 |
| St. Andrews | 92-58 |
| at New Mexico | 78-86 |
| at Arizona State | 66-71 |
| vs Ohio | 83-95 |
| at Baylor | 71-91 |
| at SMU | 80-76 |
| UMES | 80-66 |
| Howard | 70-66 |
| at B-CU | 52-57 |
| at Florida A&M | 82-78 |
| at Coppin State | 69-60 |
| at Morgan State | 60-69 |
| Norfolk State | 80-60 |
| Hampton | 64-70 |
| at UMES | 70-57 |
| at Howard | 75-80 |
| Bethune-Cookman | 55-58 OT |
| Florida A&M | 90-82 |
| Coppin State | 58-64 |
| Morgan State | 91-79 OT |
| at Norfolk State | 104-99 OT |
| at Hampton | 79-76 |
| at Delaware State | 53-62 |
| vs Norfolk State | 81-66 |
| vs Florida A&M | 66-74 |

2007-2008 (15-16)

| | |
|---------------------|--------|
| vs. St. Louis | 43-54 |
| at Pitt | 61-88 |
| vs. Houston Baptist | 96-71 |
| Anderson | 86-50 |
| Montreat | 82-51 |
| at DePaul | 96-93 |
| at Tennessee | 59-93 |
| at Norfolk State | 76-82 |
| Southern Virginia | 124-90 |
| at Missouri | 66-94 |
| at Akron | 70-88 |
| at Miami | 64-95 |
| at Washington State | 34-67 |
| Morgan State | 66-87 |
| Coppin State | 59-56 |
| UMES | 61-49 |

| | |
|--------------------|----------|
| Delaware St. | 63-61 |
| WSSU | 75-56 |
| S.C. State | 82-77 |
| Howard | 72-56 |
| Hampton | 52-68 |
| at Florida A&M | 80-78 OT |
| at Bethune-Cookman | 50-54 |
| UMES | 95-85 |
| Delaware State | 66-70 |
| at WSSU | 63-71 |
| S.C. State | 77-75 |
| Howard | 58-66 |
| Hampton | 55-71 |
| Norfolk State | 72-70 |
| vs. Delaware St. | 62-64 |

2008-2009 (16-16)

| | |
|----------------------------|----------|
| 11/14 USMMA | 82-36 |
| 11/16 at Central Florida | 62-81 |
| 11/19 Talladega College | 83-54 |
| 11/22 at UNLV | 58-71 |
| 11/24 at California | 47-82 |
| 11/28 vs. Texas Pan Amer. | 67-60 |
| 11/29 vs. Coastal Carolina | 72-60 |
| 12/6 Norfolk State | 93-66 |
| 12/13 at Akron | 61-78 |
| 12/18 at Tulane | 55-81 |
| 12/20 at Evansville | 66-73 |
| 12/28 at Georgia | 68-98 |
| 1/2 at St. Louis | 52-60 |
| 1/5 Tennessee Wesleyan | 84-57 |
| 1/10 at Morgan State | 62-73 |
| 1/12 at Coppin State | 48-61 |
| 1/17 UMES | 76-61 |
| 1/19 Delaware State | 48-64 |
| 1/24 at WSSU | 73-60 |
| 1/26 at S.C. State | 53-71 |
| 1/31 at Howard | 74-77 OT |
| 2/2 at Hampton | 56-55 |
| 2/7 Florida A&M | 73-63 |
| 2/9 Bethune-Cookman | 61-56 |
| 2/14 at UMES | 70-59 |
| 2/16 at Delaware State | 74-73 OT |
| 2/21 WSSU | 68-61 |
| 2/23 S.C. State | 92-85 |
| 2/28 Howard | 69-59 |
| 3/2 Hampton | 58-59 |
| 3/5 Norfolk State | 61-74 |
| 3/12 vs. Coppin State | 63-66 |

2009-10

| | |
|--------------------------------|----------|
| 11/13 vs. Brevard | 92-63 |
| 11/15 at Marshall | 63-79 |
| 11/17 at Ohio | 82-93 |
| 11/20 vs. Davis & Elkins | 67-53 |
| 11/23 vs. Middle Tennessee St. | 65-56 |
| 11/25 at UTEP | 66-81 |
| 11/26 at New Mexico St. | 68-84 |
| 11/28 at Lamar | 73-74 |
| 12/5 at Norfolk St. | 93-84 OT |
| 12/13 at Northwestern | 65-90 |
| 12/23 at Tennessee | 78-99 |
| 12/30 at Tulane | 54-78 |
| 1/5 vs. Carson-Newman | 81-74 |
| 1/9 at Florida A&M | 66-70 |
| 1/11 at Bethune-Cookman | 65-66 |
| 1/16 vs. Howard | 77-82 |
| 1/18 vs. Hampton | 55-65 |
| 1/23 at S.C. State | 67-58 |
| 1/25 at Winston-Salem St. | 57-59 |
| 1/31 Coppin State | 67-62 |
| 2/1 vs. Morgan St. | 65-74 |
| 2/6 vs. Delaware St. | 65-54 |
| 2/8 vs. UMES | 52-62 |
| 2/13 at Howard | 49-59 |
| 2/15 at Hampton | 69-65 |
| 2/17 vs. S.C. State | 87-69 |
| 2/22 vs. Winston-Salem St. | 74-79 |
| 2/27 at Coppin St. | 65-77 |
| 3/1 at Morgan State | 67-81 |
| 3/4 vs. Norfolk St. | 66-67 |
| 3/9 vs. Howard (MEAC) | 65-55 |
| 3/10 vs. Morgan St. (MEAC) | 57-84 |

The Mid-Eastern Athletic Conference

The Mid-Eastern Athletic Conference (MEAC) enters its 41st year of operation heading into the 2010-11 academic school year.

The MEAC is made up of 13 outstanding historically black institutions across the Atlantic coastline: Bethune-Cookman University, Coppin State University, Delaware State University, Florida A&M University, Hampton University, Howard University, University of Maryland Eastern Shore, Morgan State University, Norfolk State University, North Carolina A&T State University, North Carolina Central University, Savannah State University and South Carolina State University.

HISTORY

In 1969, a bold ad hoc group of innovators long associated with intercollegiate athletics met in Durham, N.C., to discuss the feasibility of organizing a new conference. Dissected from these discussions, a steering and planning committee was formed to fully investigate the idea, present a detailed report with recommendations to interested collegiate institutions, and then construct a workshop to outline proposals.

After adopting a program, seven institutions (Delaware State College, Howard University, University of Maryland Eastern Shore, Morgan State University, North Carolina A&T State University, North Carolina Central University and South Carolina State College) agreed to become the Mid-Eastern Athletic Conference. Its major objective was to establish, organize and supervise an intercollegiate athletic program among a compact group of educational institutions of high academic standards and with a sound philosophy of co-curricular activities. The conference agreed to seek Division I status for its sports.

The conference was confirmed in 1970, kicking off its first season of competition in football in 1971.

In 1978, a milestone was reached when the MEAC selected Kenneth A.

Free to be its first full-time commissioner. Free served the conference for 18 years before stepping down in May of 1996. In July of 1996, Charles S. Harris was named commissioner and served in the capacity until April 2002. On September 1, 2002, Dr. Dennis E. Thomas was named the commissioner and has served in the position for nine years.

The conference's first expansion occurred in October 1979 when Bethune-Cookman College and Florida A&M University were voted into the MEAC as new members. Original members Morgan State, North Carolina Central and Maryland Eastern Shore withdrew from the conference at the end of the 1979-80 fiscal year. Maryland Eastern Shore was readmitted in 1981 and Morgan State returned in 1984. Florida A&M opted to resign in 1984 but rejoined the conference in 1986. Coppin State College was granted admittance in 1985, becoming the ninth member institution.

The MEAC expanded again in the 1990's with the inclusion of Hampton University (1995) and Norfolk State University (1997). The conference expanded in 2007 adding Winston-Salem State University. Following the 2009-10 academic/athletic season Winston-Salem State withdrew from the conference and returned to Division II. On July 1, 2010 the MEAC made its final expansion with the admittance of North Carolina Central and Savannah State University.

On June 8, 1980, the MEAC was classified as a Division I conference by the National Collegiate Athletic Association (NCAA). Prior to that year the conference operated as a Division II conference. The following month the MEAC received an automatic qualification to the NCAA Division I Men's Basketball Championship.

Currently, the conference has automatic qualifying bids for NCAA postseason play in baseball (since 1994), men's basketball (since 1981), women's basketball (since 1982), football (since 1996), softball (since

1995), men and women's tennis (since 1998), and volleyball (since 1994).

The MEAC initiated cross country in 1980 and North Carolina A&T earned the inaugural men's crown. The first women's cross country championship took place a year later with Howard winning the first of its seven titles. Indoor Track and Field was also added in 1981 with South Carolina State capturing the men's title and Howard winning the women's crown.

Tennis and golf returned as MEAC governed sports in 1981, after a five-year hiatus. South Carolina State won all seven of the conference's golf championships from 1972-1983 before the sport was discontinued after the 1983 championship.

Morgan State dominated the conference in wrestling winning 13 of 24 conference championships during the sports tenure (1972-1995).

Baseball, which began in 1972, was discontinued following the 1977 season. It was brought back as a MEAC governed sport along with women's volleyball in 1983. Women's softball became a MEAC sanctioned sport in 1992.

Bowling was officially sanctioned as a MEAC sport in 1999. Before that season, the MEAC was the first conference to secure NCAA sanctioning for women's bowling by adopting the club sport prior to the 1996-97 school year.

SPORTS HIGHLIGHTS

The MEAC has enjoyed tremendous athletic success over the years. In 2008, Maryland Eastern Shore (UMES) defeated Arkansas State 4-2 to win the NCAA Women's Bowling National Championship, a first for the conference and institution. With the victory, Lady Hawks' head coach Sharon Brummell became the first female head coach to win a NCAA bowling title.

In men's basketball, UMES became the first historical black college/university to participate in the 1974 National

Invitational Tournament (NIT). The Hawks defeated Manhattan, 84-81, in the first round before falling to Jacksonville by two points in the second round. Before the Jacksonville loss UMES had the best record in the nation at 27-1.

That same year, Morgan State won the NCAA College Division II National Championship and junior Marvin "The Human Eraser" Webster was named the Division II Player of the Year.

The 1981 tournament champion Howard Bison became the first MEAC team to play in the NCAA Division I Basketball Championship.

Coppin State and Hampton made history in the NCAA Division I Men's Basketball Tournament with first-round victories. The No. 15 seeded Coppin State defeated No. 2 South Carolina in 1997 and No. 15 seeded Hampton defeated No. 2 Iowa State in 2001. Both victories ranked among the Top 10 greatest tournament upsets of all-time by ESPN's SportsCenter.

In women's basketball, South Carolina State won the Association for Intercollegiate Athletics for Women (AIAW) Division II National Championship in 1979.

In 1982, Howard became the first MEAC women's team to participate in the NCAA Division I Women's Basketball Championship. South Carolina State earned the conference's bid in 1983 and became the first MEAC team, men or women, to win an opening-round game in the NCAA Division I Basketball Tournament.

The No. 14 North Carolina A&T Lady Aggies faced No. 3 Florida State in the 2009 NCAA Division I Women's Basketball Tournament. The 14th seed was the highest seed earned by a MEAC women's basketball program since the inception of the 64-team bracket in 1994.

The Lady Aggies defeated Wake Forest and Charlotte before falling to Miami in the third round of the



**MID-EASTERN ATHLETIC CONFERENCE
GREENSBORO, NORTH CAROLINA**

MEAC STAFF

- Dr. Dennis E. Thomas, Commissioner
- Raynoid Dedeaux, Director of Championships
- Patricia Porter, Director of Media Relations
- Sahar Rashid, Media Relations Assistant
- Sonja Stills, Director of Compliance
- Stacey Kiger, Administrative Assistant
- Daniel Evans, Coordinator of Football Officials
- Larry Rose, Coordinator, Men's Basketball Officials
- TBA, Coordinator, W. Basketball Officials
- Adonis Hill, Supervisor of Baseball and Softball Officials

MEAC COMMISSIONERS

- Dr. Dennis E. Thomas 2002-present
- Brenda McCoy 1996 & 2002
- Charles S. Harris 1996-2002
- Kenneth A. Free* 1978-1996
- Dr. James Young (Part-time) 1975-1978
- Earl Mason (Part-time) 1974-1975
- Dr. Leroy Walker (Part-time) 1971-1974

**First official MEAC Commissioner*

MEAC CHAMPIONSHIPS

- | | |
|-----------------------|-----------------------|
| Men's Sports | Women's Sports |
| Baseball | Basketball |
| Basketball | Bowling |
| Cross Country | Cross Country |
| Football | Indoor Track & Field |
| Indoor Track & Field | Outdoor Track & Field |
| Outdoor Track & Field | Softball |
| Tennis | Tennis |
| | Volleyball |

CONFERENCE TENURE

- Bethune-Cookman 1979-present
- Coppin State 1985-present
- Delaware State 1970-present
- Florida A&M 1979-1984, 1986-present
- Hampton 1995-present
- Howard 1970-present
- Md.-Eastern Shore 1970-present
- Morgan State 1970-1979, 1984-present
- Norfolk State 1997-present
- North Carolina A&T 1970-present
- North Carolina Central 1970-1979
- South Carolina State 1970-present
- Winston-Salem State 2007-present

2010 Women's National Invitation Tournament (WNIT). North Carolina A&T became the first MEAC team and historical black college/university to win two consecutive basketball games in a national postseason tournament.

In football, the MEAC was instrumental in constructing the Freedom Bowl All-Star Classic, the Heritage Bowl, and the Gold Bowl.

Prior to Division I competition, the MEAC competed in the Gold Bowl held in Richmond, Va., which matched the MEAC champion against the champion of the Central Intercollegiate Athletic Association (CIAA). South Carolina State represented the MEAC in 1976 and 1979, winning both outings over Winston-Salem State and Norfolk State respectively.

In addition to the 1976 and 1979 crowns, South Carolina State won MEAC football titles in 1974-78, 1980-83, 1994, 2004, 2008 and 2009. During the 1981 and 1982 seasons they reached the second round of the I-AA championships.

In outdoor track and field, North Carolina Central won the first three MEAC outdoor titles and finished fourth in the 1974 NCAA Division I Men's Outdoor Track and Field Championship.

NCCU's Larry Black was a member of the 1972 Olympic 400-meter relay team that won the gold medal. He won the silver medal in the 200-meter dash.

MEAC women began outdoor track and field conference competition in 1980. In 1982, South Carolina State won the AIAW Division II Outdoor Track and Field National Championship.

The MEAC has showcased over 27 athletes in the Olympics and 11 have earned medals during the Summer Games.

In 2003, Florida A&M became the first MEAC school to win a volleyball match in the NCAA Championship,

with a first-round win over Winthrop. In 2004, the Lady Rattlers became the first historically black college/university to rank in the Top 25 of the American Volleyball Coaches Association (AVCA) national poll.

South Carolina State's women's tennis team earned the conference's first Intercollegiate Tennis Association (ITA) ranking in a 2005 final poll reaching a No. 72 ranking.

In softball, Bethune-Cookman earned the conference's first-ever at-large bid to the NCAA Softball Championship in 2005. The Lady Wildcats defeated Florida, Central Florida and South Florida in the Florida Regional to become the first MEAC school to win a NCAA Division I Softball Regional. Bethune-Cookman ended the 2005 season with the conferences' first-ever rankings in the final softball polls, reaching No. 18 in the NFCA/USA Today Coaches poll and No. 23 in the USA Softball/ESPN.com Poll.

Florida A&M was the first MEAC baseball team to advance to NCAA postseason play in 1994. The Rattlers took on Southeastern Louisiana in a best of three play-in series, falling after two games, 11-10 and 8-7. During the 2002 campaign, the Bethune-Cookman Wildcats advanced to the Gainesville Regional and became the first MEAC team to win in the NCAA Tournament with a 7-4 victory over Florida International. The Wildcats had previously lost to Florida in their first game 13-1 and were eliminated from the regional with a 21-10 loss in their second matchup against the Gators. ■

Aggie

Pride

is a feeling that you can only understand through experience. It is a family atmosphere and a sense of belonging that few other universities can match. Aggie Pride is the teachers who spend long hours with students helping them to individually succeed to be future NASA employees, NASCAR drivers, BET hosts and Fortune 500 company executives.

Aggie

Pride

is the sense of community among all N.C. A&T students, faculty and staff. This nurturing environment helps to bridge the gap between family life and newfound independence. The feeling of belonging to something special transcends all barriers and connects a community of Aggies from all cultures, backgrounds and experiences.



NC A&T History





Dana Elliot

Sinclair Colbert

Ron Johnson

Harold Royster
21

1970-1971

Al Attles

Joe Binion

Eric Boyd

NC A&T Sports Hall of Fame Membership List

| Name | Sport | Year Inducted | Name | Sport | Year Inducted | Name | Sport | Year Inducted |
|-------------------------|-----------------|---------------|---------------------|----------------------------|---------------|-------------------------|--------------------------------|---------------|
| Alvin Attles | Basketball | 1971 | Murray Neely * | Football | 1986 | Benjamin Blacknall | Football | 2000 |
| Sam Bruce* | Football | 1971 | Edward Nesbitt | Football | 1986 | Thomas Bynum | Basketball | 2000 |
| Earl Clark* | Football | 1971 | Richard Valentine * | Football | 1986 | Clifton Matthews, Jr. | Football and Baseball | 2000 |
| Charles U. Deberry* | Football | 1971 | William Boyers | Football | 1987 | Conrad Lattimore * | Football and Track | 2000 |
| James "Horse" Lane | Football | 1971 | Asim Rahim Razzak | Football | 1987 | Roosevelt Hilton | Wrestling | 2000 |
| Jim Neely* | Football | 1971 | James Robinson | Honoree | 1987 | Hayward Mims | Basketball and Baseball | 2000 |
| J.D. Smith | Football | 1971 | Lorenzo Stanford | Football | 1988 | Robert Saunders | Football and Baseball | 2000 |
| Connie Raeford | Track | 1972 | Arthur Jones * | Football | 1989 | Garry Blackwell | Basketball | 2002 |
| Arthur Statum | Football | 1972 | Nathaniel Jones | Football | 1989 | Artis Stansfield | Baseball | 2002 |
| Thomas Alston | Baseball | 1972 | Walter Bennett | Football | 1989 | Henry Marshall | Basketball | 2002 |
| Neil Armstrong | Baseball | 1972 | Albert Smith | Baseball | 1989 | Walter Barrett | Wrestling | 2002 |
| Walter Hamilton* | Boxing | 1972 | Eugene Tapscott | Football | 1990 | John Lockett | Tennis | 2002 |
| John W. Maye, Sr.* | Football | 1972 | Kenneth Free | Honoree | 1990 | Hubert Evans | Basketball and Baseball | 2002 |
| Arthur Statum | Football/Boxing | 1972 | Mel Groomes | Baseball | 1991 | Wheeler Brown | Football | 2003 |
| Sherwood Thompson | Football | 1973 | James E. Smith | Football | 1991 | Frank Carr | Football | 2003 |
| Joseph Williams, Sr. * | Football | 1973 | Leonard Harshaw | Football | 1991 | James Civial * | Football | 2003 |
| William Gould * | Football | 1973 | Earl Richards | Baseball | 1991 | Warren Davis | Basketball | 2003 |
| Helburn "Bud" Meadows | Baseball | 1973 | Edward Carter | Track | 1992 | Dexter Feaster | Football | 2003 |
| Thomas Conway | Football | 1974 | Melvin Fair | Wrestling | 1992 | William Fowler | Football | 2003 |
| James "Blue" Early | Football | 1974 | Ronald Eller | Baseball | 1992 | George Small | Football | 2003 |
| Robert Kornegay * | Football | 1974 | Frank Mahon | Basketball | 1992 | Thomas Warren | Football | 2003 |
| Emanuel Douglas * | Football | 1975 | Ralph Brown | Football and Baseball | 1993 | Vernall Stallings | Bowling | 2004 |
| Raymond Johnson * | Baseball | 1975 | John Dillard | Football | 1993 | Charles Tisdale | Honoree | 2004 |
| William Bell * | Football | 1975 | Archie Dabney | Track and Football | 1993 | Joseph M. Bloomfield | Football | 2005 |
| Walter Hunter * | Football | 1975 | Arthur McCarroll | Honoree | 1993 | Robert Bryant | Baseball | 2005 |
| Robert Jackson | Football | 1975 | Robert Faulkner | Football | 1993 | Henry Fleming | Baseball | 2005 |
| William Jackson | Football | 1975 | Mantley Dorsey | Basketball | 1993 | Lonnie Harris | Football | 2005 |
| Harold Jewell | Football | 1975 | Nathaniel Jones | Football | 1993 | Robert Reid | Boxing | 2005 |
| Edward Martin * | Baseball | 1976 | Leon Warren | Football | 1993 | Arthur Brown | Football | 2006 |
| Julius Martin | Tennis | 1976 | Alfonza Carter | Basketball | 1994 | Ruth Morris | Track and Field | 2006 |
| Bert Piggot * | Football | 1976 | Al Holland | Baseball | 1994 | Leslie Wright | Football | 2006 |
| William Blakely, Jr. | Football | 1978 | Calvin Lang | Baseball | 1994 | Edward Gladden Favors | Football and Track | 2008 |
| Joseph D. Foster * | Football | 1978 | Hayward McKie | Football | 1994 | James Jackson | Basketball | 2008 |
| Roy Gearing | Football | 1978 | George Ragsdale | Football | 1994 | William "Bill" Hayes | Football | 2008 |
| Jack Gibson | Football | 1978 | James Toon | Football | 1994 | Velma Speight-Buford | Philanthropist | 2008 |
| Hubert Simmons | Baseball | 1978 | Helburn Meadows | Football and Baseball | 1994 | Ms. Gladys F. Shipman | Philanthropist | 2008 |
| Ralph Wooden | Basketball | 1978 | Lloyd Oakley | Football | 1994 | John David Haynes | Philanthropist | 2008 |
| Roy Wright | Boxing | 1978 | June Harris | Basketball | 1995 | Melvin Swann | Philanthropist/ Broadcaster | 2008 |
| Elvin Bethea | Football | 1980 | Ocie Boyers | Track | 1995 | Dr. Isaac Barnett | Philanthropist | 2008 |
| Joseph Cotton | Basketball | 1980 | Erbil Barkley | Track | 1995 | Ronald Aiken | Football | 2009 |
| Tommy Day * | Football | 1980 | Bernie McQueen | Football | 1995 | Danny Coleman | Football/Wrestling | 2009 |
| Harold Green | Baseball | 1980 | Maurice McHartley | Basketball | 1995 | Anthony Currie | Football | 2009 |
| C.C. Griffin | Baseball | 1980 | Otis Hawkins | Basketball and Football | 1995 | Ronald Edwards | Football | 2009 |
| Allen Lynch | Basketball | 1980 | Edward Nesbitt | Football | 1995 | John Hairston | Football | 2009 |
| Melvin Phillips | Football | 1980 | Isaiah Oglesby * | Football | 1995 | Nolan Jones | Football | 2009 |
| Joe Howell | Basketball | 1980 | Harold Carrillo | Football | 1996 | Keith Rustin | Baseball | 2009 |
| Catharine Bonner | Honoree | 1981 | Jesse Everett | Football | 1996 | Ellsworth Turner | Football | 2009 |
| Merle Code | Football | 1981 | Donald Young | Basketball | 1996 | Reggie White | Football | 2009 |
| Estell Harper | Basketball | 1981 | Ira Snell, Jr. | Football | 1996 | Dewey Williams | Basketball | 2009 |
| Hornsby Howell | Football | 1981 | Harold Hair | Baseball | 1996 | Leevarry Covington | Football | 2010 |
| Richard Westmoreland | Football | 1981 | Jerry Powell, Jr. | Basketball | 1996 | Shirley Felicia Hall | Basketball and Softball | 2010 |
| Ernest Canada | Baseball | 1982 | Vinson Miller | Basketball | 1996 | Ronald O'Berry Hart | Football | 2010 |
| Joe Grier * | Basketball | 1982 | Rodney James | Wrestling | 1996 | Frankie Williams Howell | Softball | 2010 |
| Marvin Graeber | Baseball | 1982 | Athie Garrison | Football | 1997 | Jerry Kimbrough | Athletic Trainer | 2010 |
| Clifton Howell * | Football | 1982 | Lt. Cravane Givens | Football | 1997 | Richard Lide | Football | 2010 |
| Calvin Irvin | Basketball | 1982 | Herbert Gray | Basketball | 1997 | Charles Stigger | Football | 2010 |
| Edward Jenkins * | Football | 1982 | Kenneth Page | Football | 1997 | Craig Thompson | Football | 2010 |
| Matthew Shute | Football | 1982 | Walter Wade | Football and Track | 1997 | Roy Thompson, Jr. | Track and Field | 2010 |
| Chester Bradley * | Football | 1983 | Joyce Spruill | Basketball | 1997 | Patricia Wall | Honorary Member | 2010 |
| Ernest Buggs | Football | 1983 | W. Spencer Gwynn | Football | 1997 | | | |
| James Evans | Baseball | 1983 | James Hamilton | Football and Baseball | 1997 | | | |
| Cornell Gordon | Football | 1983 | Billy Boyd Smith | Basketball | 1997 | | | |
| Walter Grandy | Baseball | 1983 | Edward Wells | Basketball | 1997 | | | |
| Howard Rouse | Football | 1983 | Ervin Lee Ford * | Baseball and Track | 1998 | | | |
| Matthew Wingate | Baseball | 1983 | Wiley Harris | Football | 1998 | | | |
| Aldon Coefield | Football | 1984 | Alan Hooker | Football | 1998 | | | |
| Robert Watkins | Football | 1984 | Mamie Jones | Basketball and Softball | 1998 | | | |
| George Green * | Baseball | 1984 | Harvey Keaton | Football | 1998 | | | |
| Samuel Hodges, Jr. | Basketball | 1984 | Alice Lyons-Bennett | Softball and Volleyball | 1998 | | | |
| Jesse Jackson, Sr. | Football | 1984 | Leroy Singletary * | Football | 1998 | | | |
| Matt Brown | Football | 1985 | Anthony Skinner * | Basketball | 1998 | | | |
| John Cuthrell * | Football | 1985 | Columbus Stanley * | Basketball | 1998 | | | |
| Melwood Davis * | Basketball | 1985 | Charlie Weaver | Football | 1998 | | | |
| Ronald Francis | Football | 1985 | Edward Godbolt | Football | 1999 | | | |
| Maurice Godley * | Football | 1985 | Edward Lacy | Football and Basketball | 1999 | | | |
| Donald Quarles * | Football | 1985 | Melvin Pinkney | Football, Track, Wrestling | 1999 | | | |
| Waddell "Wally" Pearson | Honoree | 1985 | Walter Holtzclaw | Basketball | 1999 | | | |
| Milas Kelly * | Football | 1985 | Alford Morgan | Football and Baseball | 1999 | | | |
| Arthur Worthy * | Football | 1985 | Ronald Tuck | Football | 1999 | | | |
| Paul Swann | Football | 1986 | Samuel Lee Tucker | Track | 1999 | | | |
| George Knox | Baseball | 1986 | Willie Beasley | Football and Baseball | 2000 | | | |

Aggie Men's Basketball

ONE OF THE BEST PROGRAMS EVER!

THROUGH THE YEARS

1937

Harry K. Parker and **Inman Breaux** began what many call the era of modern day men's basketball at North Carolina A&T State University. The early teams played in a garage converted into a basketball court. The first recognized championship in N.C. A&T men's basketball history was won in 1937.

1954

With basketball programs at Winston-Salem State and N.C. College thriving, the North Carolina A&T family was looking for a young, enthusiastic coach to compete. **Calvin "Cal" Irvin** was hired, and the start of one of the most successful men's basketball programs in the country was underway.

1955


After playing inside an old garage and playing games in high school buildings, a funding grant helped the Aggies build a multi-purpose facility named Moore Gymnasium. The building would be the home of North Carolina A&T men's basketball for 23 years. **Moore Gymnasium** would be accustomed to large sellout crowds over the years.

1957-58


In what would continue years of fearsome battles between Winston-Salem State and N.C. A&T for the CIAA Championship, it went the Aggies way in 1958. It would be the first of five CIAA Championships won by Irvin.

1958-59

Led by All-American **Joe Cotton**, point guard **Al Attles** and super scorer **Joe Howell**, the Aggies won their second straight CIAA Championship. In addition, N.C. A&T became the first predominately black college to earn a berth in the NCAA Division II playoffs. The Aggies represented the black community well by finishing third in the nation.



Cal Irvin



Joe Cotton



Elmer Alston

1961-62

After two years of watching **Clarence "Big House" Gaines** claim the CIAA title with Winston-Salem State, the Aggies took home the title behind the scoring duo of **James Jackson** and **Henry Marshall**. Jackson averaged double figure rebounds for the season.

1963-64

Irvin took home his fourth CIAA title in six seasons when he led the Aggies to an 82-77 win over Johnson C. Smith in the championship game. The win was even scarier for Aggie opponents. Irvin used freshmen **Warren Davis** and **Maurice McHartley** to claim the championship.

1966-67

Davis and McHartley would return to their third CIAA final in four years and won the second title of their careers with a 76-73 win over Howard University. **Sylvester Adams** led the Aggies in scoring that season with 18.5 points per game. **Ted Campbell** led the team in rebounding as five players from the team – **Campbell**, **McHartley**, **Davis**, **George Mack** and **Lonnie Klutz** – eventually went on to play in either the ABA or NBA. The win also marked the last CIAA Championship for the Aggies.

1971

After six CIAA championships and producing numerous legends, the Aggies left the CIAA to start a new league called the **Mid-Eastern Athletic Conference**.

1971-72

North Carolina A&T wasted no time in establishing themselves as the premier program in the new conference. The Aggies won the first-ever MEAC Tournament with a 71-62 win over Howard in Durham, N.C. **Elmer Austin** led the way for the Aggies with 22 points and 12 rebounds. The win marked the last game Irvin coached for the Aggies.

THROUGH THE YEARS

1972-73

Warren Reynolds took over for Irvin and the beat kept going. Reynolds behind the strong leadership of **William "June" Harris**, won their second straight MEAC Tournament. Harris was named the tournament's most valuable player as the Aggies defeated Howard 86-81.

1974-75

Allen Spruill led Warren Reynolds to another MEAC title. **Sinclair Colbert** averaged double figure rebounds for the entire season as the Aggies defeated Morgan State 83-77.

1975-76




Superstar sophomore **James Sparrow** kept the Aggie dominance of the MEAC alive. Sparrow averaged 29.7 points per game in the MEAC Tournament to lead the Aggies to their fourth MEAC title in the first five years of the MEAC. Sparrow's tournament scoring average still stands as the conference record. The Aggies defeated Morgan State 83-77 in the title game. Sparrow led the Aggies in scoring, assists and steals that season.

1977-78

Former ABA standout **Eugene "Gene" Littles** took over the Aggies in 1977, and the N.C. A&T Invitational, also known as the MEAC Tournament continued to go the Aggies way. Sparrow won another tournament MVP to lead the Aggies to a 66-63 win over Morgan State.

1978

N.C. A&T built a new student center. Inside that center was a 7,000-seat arena where legends would play and some of the top entertainers in the world would perform. The name of the building was the **Ellis F. Corbett Sports Center**, named after an A&T sports information director and teacher.



1978-79

Before leaving to coach as an assistant on the NBA level, Littles led the Aggies to another MEAC Championship. **Joe Brawner** led the Aggies in scoring and assists during the season.

1979-80

With Littles gone, the Aggies turned to **Don Corbett** to head the Aggies basketball program. After an 8-19 opening season, no one knew what historic endeavors were upcoming for Mr. Corbett.

1981-82

Behind leading scorer and leading rebounder **Joe Binion**, the Aggies won the first of seven straight MEAC Championships. The seven straight conference titles are still an NCAA record shared with Kentucky. Binion was assisted by sharpshooter and assist man **Eric Boyd**. In all but one of those seven championship games, the Aggies defeated Howard.

1993-94

Corbett retires, leaving the door open for a young upstart coach named **Jeff Capel**. Behind the 3-point shooting of **Phillip Allen** and a young freshman named **Joe Bunn**, Capel brings home another MEAC title after a six-year layoff from the seven straight the Aggies won in the 80's. The Aggies went on to give eventual national champion Arkansas a tough fight in the first round.

1994-95

Was another streak about to start? After Capel left for Old Dominion, **Roy Thomas** took over the Aggies program and led them to a MEAC Championship. It was a thrilling tournament for the Aggies. They beat Howard in overtime in the first round. They then got a tough run from S.C. State, before beating Coppin State 66-64 with some clutch free throw shooting down the stretch.

THE OUTSTANDING COACHES

Cal Irvin – Irvin came to N.C. A&T in 1954 and in 18 seasons his teams never finished below .500. Irvin's success would carry the Aggies over into the Mid-Eastern Athletic Conference, where he won the school's first league championship in 1972. His name is listed on the A&T, MEAC, CIAA, and the National Association of College Directors of Athletics (NACDA) Hall of Fames.



Eighteen players under his tenure played professionally, including **Al Attles**, the only HBCU graduate to coach an NBA championship team. Hugh Evans, another star in the Irvin system, has served in the NBA as an official for 35 years. Irvin finished with a career record of 401-132, including a 308-105 record at N.C. A&T. His first CIAA championship came in 1958. Irvin's teams won CIAA titles in 1959, 1962, 1964, and 1967.

Warren Reynolds – Reynolds won-loss record (64-54) wasn't the greatest, but when tournament time arrived he had his Aggie teams ready. Reynolds was 9-3 in the MEAC Tournament and won three MEAC titles during his tenure from 1972-77.

Gene Littles – Littles, a Guilford County Sports Hall of Famer, didn't stay at A&T long, but he certainly made his mark. He won MEAC titles in both seasons he coached for the Aggies. He went 36-15 over two years and never lost a MEAC tournament game in four tries.

Don Corbett – Corbett along with Irvin has the court at Corbett Sports Center named after them. Corbett's recruiting class began a run that has been unparalleled in MEAC history. Corbett's seven consecutive MEAC tournament titles and seven consecutive NCAA tournament appearances are just the tip of the iceberg on Corbett's résumé.

Corbett finished with a 249-133 record to rank second on the all-time victories list behind Irvin. He won 20 or more games in six different seasons, including a school-best winning percentage of .897 thanks to a 26-3 record in 1986-87. Also under Corbett's direction, the Aggies ran off a 37-game winning streak in Corbett Sports Center which lasted nearly four years. Corbett was named MEAC Coach of the Year six times and had a player win MEAC Player of the Year six times.



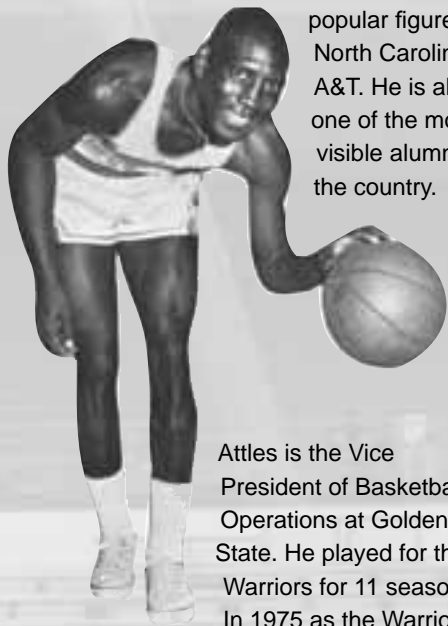
Aggie Men's Basketball

THE LEGENDARY PLAYERS

Joe Cotton was a two-time All-American and a three-time All-CIAA performer for the Aggies from 1955-59.

Joe Howell was a scoring machine for N.C. A&T during the late 50's. He finished his career at N.C. A&T with more than 1,600 points.

Al Attles is still a popular figure at North Carolina A&T. He is also one of the most visible alumni in the country.





Attles is the Vice President of Basketball Operations at Golden State. He played for the Warriors for 11 seasons. In 1975 as the Warriors' head coach, he led them

to an NBA Championship, becoming just the second African-American coach to accomplish this feat. To this day, he is the only HBCU graduate to win an NBA title as a head coach.

James Jackson played for the Aggies in the early 60's and is a part of the N.C. A&T Sports Hall of Fame. Jackson still owns the school's single-game scoring record with 41 points against Fayetteville State in 1964.

Maurice "Reece" McHartley was also a big-time scorer on the Aggies early to mid 60's teams. McHartley led the Aggies in scoring during the 1963-64 season. McHartley, a Detroit native, was drafted by the St. Louis Hawks in 1964. He played in the ABA for three seasons.



George Mack would be one part of 18 players coach Cal Irvin would send to the NBA or ABA. Mack was a 15th round draft choice by the Philadelphia 76ers.

Ted Campbell was a rebounding machine at N.C. A&T. He left the school as its all-time leading rebounder with 872. He averaged double figure rebounds over the final two years of his career.

Warren Davis led the Aggies in rebounding as a freshman. The 76ers would make him an 11th round draft choice in 1967.

Lonnie Klutz led the Aggies in rebounding during the 1969-70 season. Klutz was drafted by the Chicago Bulls in the sixth round of the 1970 NBA draft. He also played for the Carolina Cougars of the ABA.

Elmer Austin led the Aggies in scoring and rebounding over the final two years of his career. He was also the first-ever MEAC Player of the Year. He is the only Aggie to be named both All-CIAA and All-MEAC.

William "June" Harris is the first ever two-time All-MEAC selection in Aggies history. He was the 1973 MEAC Tournament most valuable player.

James Outlaw was the third standout on those outstanding early 70's teams that included Harris and Austin. Outlaw owns the Aggies single-season scoring record with 647 points scored during the 1973-74 season. Outlaw was a two-time All-MEAC selection.

Allen Spruill led the Aggies in scoring as a senior. He earned All-MEAC honors and was drafted in the sixth round by the Detroit Pistons in 1975.


Aggie Men's Basketball

Many say **James Sparrow** is the best player in the history of North Carolina A&T. He led the Aggies in scoring for three seasons. During the 1975-76 season, he led the Aggies in scoring, assists and steals. He was also a two-time MEAC Tournament MVP and the MEAC Player of the Year in '76. Sparrow holds the Aggie all-time career scoring average record with 18.8 points per game. He was an All-MEAC selection in three of his four years at N.C. A&T (1975-76, 1976-77 and 1977-78).

Joe Brawner was named MEAC Player of the Year in 1979. He led the Aggies in assists twice and in steals three times. Two years after Sparrow led the Aggies in scoring, assists and steals, Brawner did it during the 1978-79 season.

Joe Binion is the Aggies all-time leader in scoring and rebounding. Binion is the only player in school history to lead the Aggies in scoring for four straight years. Binion scored 2,143 and grabbed 1,257 rebounds. He is the only player in MEAC history to win Player of the Year three times.

Eric Boyd is one of the best combo guards to ever play at N.C. A&T. He could score and distribute the basketball with effectiveness. Boyd led the Aggies in assists all four years of his career. He was the 1985 MEAC Player of the Year.



Claude Williams



Eric Boyd

George Cale was a two-time All-MEAC performer who won MEAC Player of the Year in 1987.

In 1988, **Claude Williams** earned MEAC Player of the Year honors. It's hard to believe, but he is the last Aggie to win the honor. Williams led the Aggies in rebounding for four straight years. He led the Aggies in scoring as a senior.

Eric Boyd was the first of a long line of exceptional point guards for Corbett. Boyd was followed **Thomas Griffin** who led the Aggies in assists all four years. He was followed by **Glenn Taggart** who led the Aggies in assists all four years. Griffin, Taggart and Boyd rank 1,2 and 3 in all-time assists.

Phillip Allen never made first-team All-MEAC, but he certainly showed up when the conference tournament arrived. Allen is a two-time MEAC Tournament MVP, leading the Aggies to the 1994 and '95 MEAC Championships. He is second on the Aggies all-time 3-pointers made list.

As years go by it will be argued that **Steven Rush** was the best pure shooter in school history. He helped in the Aggies resurgence after years of single-digit wins. Rush broke the Aggies single-season 3-pointers made record during the 2006-07 season. He also broke the single-game 3-pointers record twice and is the all-time leader in free throw shooting percentage.



NC A&T ATHLETICS



NC A&T 2010-11 BASKETBALL SCHEDULE

| Date | Opponent | Location | Time |
|--------|--------------------------|---|-----------|
| Nov 12 | Ohio State | at Columbus, Ohio | TBA |
| 14 | Morehead State | at Ashland, Ky. | 2 p.m. |
| 16 | NC Wesleyan | Corbett Sports Center | 7 p.m. |
| 18 | University of Florida | at Gainesville, Fla. | 7 p.m. |
| 23 | UNC Wilmington | Corbett Sports Center | 7 p.m. |
| 26 | Greensboro College | Corbett Sports Center | 7 p.m. |
| 29 | UNC Greensboro | at (Greensboro Coliseum) | 7 p.m. |
| Dec 04 | Norfolk State * | Corbett Sports Center | 4 p.m. |
| 12 | Mississippi State | at Starkville, Miss. | TBA |
| 15 | Stanford | at Stanford, Calif. | 10 p.m. |
| 23 | Arizona State | at Tempe, Ariz. | 2 p.m. |
| 29 | Arkansas | at Fayetteville, Ark. | TBA |
| 31 | Ball State | at Muncie, IN | 2 p.m. |
| Jan 04 | Hiwassee College | Corbett Sports Center | 7 p.m. |
| 08 | Florida A&M * | Corbett Sports Center | 4 p.m. |
| 10 | Bethune-Cookman * | Corbett Sports Center | 7 p.m. |
| 15 | Howard * | at Washington, D.C. | 4 p.m. |
| 17 | Hampton * | at Hampton, Va. | 8 p.m. |
| 22 | South Carolina State * | Corbett Sports Center | 4 p.m. |
| 24 | North Carolina Central | Corbett Sports Center | 8 p.m. |
| 29 | Coppin State * | at Baltimore, Md. | 4 p.m. |
| 31 | Morgan State * | at Baltimore, Md. | 7:30 p.m. |
| Feb 05 | Delaware State * | at Dover, Del. | 4 p.m. |
| 07 | Maryland Eastern Shore * | at Princess Anne, Md. | 7:30 p.m. |
| 12 | Howard * | Corbett Sports Center | 4 p.m. |
| 14 | Hampton * | Corbett Sports Center | 7 p.m. |
| 19 | South Carolina State * | at Orangeburg, S.C. | 4 p.m. |
| 21 | North Carolina Central | at Durham, N.C. | 7:30 p.m. |
| 26 | Coppin State * | Corbett Sports Center | 4 p.m. |
| 28 | Morgan State * | Corbett Sports Center | 7 p.m. |
| Mar 03 | Norfolk State * | at Norfolk, Va. | 7:30 p.m. |
| 07 | N/A * | MEAC Tournament at Winston-Salem, N.C. | TBA |

Marc Hill

* Conference Games
Home Games are in GOLD.
All times and locations are subject to change.