

2022-23

NORTH CAROLINA A&T MEN'S BASKETBALL

NORTH CAROLINA A&T vs. Monmouth • Jan. 28, 2023 • 2 pm • FloHoops • Corbett Sports Center (5,700)

GAMES 24 • ncataggies.com • Twitter: @ncataggies • @ncatmbb • IG: @ncatathletics • @ncatmbb • FB: @ncatathletics

N.C. A&T (11-12, 6-4 CAA)

NOVEMBER

7	Edward Waters	W, 100-61
11	at Iowa	L, 112-71
13	at Iowa State	L, 80-43
Battle of the Carolinas (Spartanburg, S.C.)		
19	vs. Gardner-Webb	L, 66-64
20	at Wofford College	L, 78-64
22	St. Andrews	W, 109-57
26	Greensboro College	W, 78-51
30	UNC Greensboro	W, 73-56

DECEMBER

13	at #5 Houston	L, 74-46
Boost Mobile HBCU Challenge (Las Vegas)		
17	vs. Texas Southern	W, 67-66 OT
18	vs. Norfolk State	L, 70-66

WestStarDon Haskins Sun Bowl Invitational (El Paso, Texas)

21	vs. UTEP	L, 75-62
22	vs. New Mexico State	L, 85-76

29	at Northeastern*	L, 88-76
31	at Hofstra*	W, 81-79

JANUARY

4	#23 College of Charleston*	L, 92-79
7	UNC Wilmington*	L, 66-61
11	at Elon*	W, 80-71
14	Stony Brook*	W, 61-59
16	at Hampton*	W, 79-67
19	Towson*	L, 79-67
21	at William & Mary*	W, 90-86
26	Drexel*	W, 68-55
28	Monmouth*	2 p.m.

FEBRUARY

2	at UNC Wilmington*	7 p.m.
8	Elon*	7 p.m.
11	at Stony Brook*	2 p.m.
13	at Monmouth*	7 p.m.
18	at Towson*	4 p.m.
23	Delaware*	7 p.m.
25	Hampton*	2 p.m.

CAA Tournament (Washington, D.C.)

March 3-7 Entertainment & Sports Arena

Bold home game at Corbett Sports Center

*CAA Match

All times Eastern and subject to change



N.C. A&T AGGIES

11-12, 6-4 CAA

Head Coach: Phillip Shumpert* (U.S. Sports Academy '06)

Career: 10-12 (1st season)

at A&T: Same

*Interim head coach

MONMOUTH HAWKS

1-20, 0-8 CAA

Head Coach: King Rice

Career: 183-187

at Monmouth: Same

A&T/Monmouth Leaders

Scoring:	Kam Woods (18.9)/Myles Foster (12.3)
Rebounding:	Austin Johnson (5.8)/Myles Foster (6.6)
Assists:	Kam Woods (3.5)/Myles Ruth (2.6)
Steals:	Kam Woods (1.7)/Jack Collins (2.0)
Blocks:	Austin Johnson (1.0)/Klemen Vuga (0.6)



ON THE AIR

FLOHOOPS

Play-by-play: Spencer Turkin

Analyst: Walter Johnson



Radio: A&T Sports Network
1400 AM • 96.3 FM

Play-by-Play: Ryan Stone (Home Games); Spencer Turkin (Away Games)



Online: tobaccoroadsportsradio.com

Play-by-Play: Ryan Stone; Spencer Turkin

A&T's STARTING FIVE NOTES

1

With eight conference games remaining, A&T has a legitimate chance of becoming a top-4 seed at the CAA tournament in March. It would mean the Aggies would not play until the third day of the tournament, needing only three wins to win it all.

2

The Aggies are 3 1/2 games behind first place College of Charleston, the 18th ranked team in the nation. They are only a 1 1/2 games out of the second place spot held by Towson and Hofstra. They are only one game behind in the win column.

3

No one is hotter than Marcus Watson. Watson has scored 20 or more in his last two games, totaling 50 points on 17-for-36 (.472) shooting from the field and 7-for-14 (.500) from 3-point range. He has scored in double figures in six straight games.






4

A&T is only one of three teams in the CAA averaging better than 70 points per game. The Aggies are ranked third in the conference in scoring 72.2 points per game. Only Charleston (80.0) and Hofstra (73.2) average more points.

5

The Aggies saw 6-foot-9 post player Austin Johnson return to the lineup against Elon on Jan. 11 after he missed five games with a high ankle sprain. A&T is 5-2 since Johnson's return, and 5-1 since he re-entered the starting lineup. A&T was 1-4 without him.

PROJECTED STARTERS OVERALL/CAA ONLY

	1	PTS	REB	AST	S	FG%	FT%
	JEREMY ROBINSON	4.4	2.3	0.2	0.3	.384	.471
	Forward • 6-6 • 215 • Senior						
	Raleigh, N.C. • Paul VI Catholic	4.2	2.1	0.3	0.1	.425	.438
	3	PTS	REB	AST	S	FG%	FT%
	KAM WOODS	18.9	4.3	3.5	1.7	.409	.696
	Guard • 6-2 • 185 • Senior						
	Bessemer, Ala. • Pinson Valley	20.7	4.3	4.4	1.7	.441	.623
	4	PTS	REB	AST	S	FG%	FT%
	MARCUS WATSON	14.2	4.8	2.3	0.7	.444	.758
	Forward • 6-6 • 235 • R-Junior						
	Buford, Ga. • Buford	14.4	4.9	2.3	1.0	.412	.815
	13	PTS	REB	AST	S	FG%	FT%
	AUSTIN JOHNSON	6.1	5.8	0.9	0.7	.484	.594
	Forward • 6-9 • 235 • Senior						
	Austell, Ga. • UC Irvine	6.3	4.6	1.0	0.7	.543	.500
	24	PTS	REB	AST	S	FG%	FT%
	DEMETRIC HORTON	11.3	5.1	2.6	1.5	.466	.789
	Guard • 6-5 • 200 • Senior						
	Raleigh, N.C. • Garner	9.5	6.1	2.2	1.1	.447	.688

2022-23

NORTH CAROLINA A&T MEN'S BASKETBALL

NORTH CAROLINA A&T vs. Monmouth • Jan. 28, 2023 • 2 pm • FloHoops • Corbett Sports Center (5,700)

GAMES 24 • ncataggies.com • Twitter: @ncataggies • @ncatmbb • IG: @ncatathletics • @ncatmbb • FB: @ncatathletics

QUICK FACTS

Official Name.....North Carolina Agricultural & Technical State University
LocationEast Greensboro, N.C.
Founded1891
Enrollment13,332
NicknameAggies
ColorsBlue (PMS 288) and Gold (PMS 123)
MascotAggie Bulldog
Chancellor.....Dr. Harold L. Martin
Faculty Representative.....Dr. Gwendolyn Highsmith-Quick
Athletics Director.....Earl M. Hilton III
Basketball Contact.....Brian Holloway
Conference.....Colonial Athletic Association (CAA)
Arena.....Corbett Sports Center
Capacity.....5,700

COACHING STAFF

Head Coach.....Phillip Shumpert (US Academy '06)
Record at North Carolina A&T/Seasons.....6-11/1st
Career Record/Seasons.....6-11/1st
Assistant Coach.....Bruce Martin (Clemson '94)
Assistant Coach.....Sam Hunt (N.C. A&T '17)
Letterswinners Returning/Lost.....8/8
Starters Returning/Lost.....3/2
2021-22 Record.....12-20
Big South Record/Finish.....6-10/5th North Division

PROGRAM HISTORY

1st Year of NCAA.....1952-53
All-Time Record.....1,021-877
All-Time Winning Pct......538
All-Time MEAC Record.....415-328
All-Time Big South Record.....6-10
All-Time CAA Record.....6-4
MEAC Regular-Season Titles.....12
MEAC Tournament Titles.....15
NCAA Appearances.....10
NIT Appearances.....2
NCAA Record.....1-10
NIT Record.....0-2
CIT Appearances.....1
CIT Record.....0-1

NUMERICAL ROSTER

Num Player	Pos	Ht	Wt	Cl	Hometown/Previous School
0 Kyle Duke	G	6-4	185	So.	Toronto, Canada/The Rock School
1 Jeremy Robinson	F	6-6	215	Sr.	Raleigh, N.C./Paul VI Catholic
2 Love Bettis	G	6-0	170	So.	Pensacola, Fla./J.M. Tate
3 Kam Woods	G	6-2	185	So.	Bessemer, Ala./Pinson Valley
4 Marcus Watson	F	6-6	235	R-Jr.	Buford, Ga. / Buford
5 Tyrese Elliott	G	6-2	190	Fr.	Grayson, Ga./Grayson
10 Justin Brooks	G	6-1	185	Jr.	Auburn, Ala. / Auburn HS
11 Garrison Powell	G	6-4	185	Fr.	Atlanta, Ga./Holy Innocent Episcopal
13 Austin Johnson	F	6-9	235	Sr.	Austell, Ga./UC Irvine
14 Harry Morrice	C	6-11	235	Sr.	Dundee, United Kingdom/Beckley Prep
15 Trey Crews	G	6-1	170	R-Fr.	Durham, N.C./Hillside
20 Chase McDuffie	G	6-5	210	R-Fr.	Columbia, S.C./Gray Collegiate
23 Ahmad Hamilton	G	6-2	170	R-So.	Durham, N.C./Southern Durham
24 Demetric Horton	G	6-5	200	Jr.	Raleigh, N.C./Gamer
25 Webster Filmore	F	6-7	225	Gr.	Charlotte, N.C./Phillip O. Berry
31 Duncan Powell	F	6-8	225	R-Fr.	Dallas, Texas / Desoto High School
34 Will Felton	C	6-9	260	R-Fr.	Raleigh, N.C./Millbrook

Interim Head Coach: Phillip Shumpert (U.S. Sports Academy '06, 4th season overall/1st as head coach); **Assistant coaches:** Sam Hunt (N.C. A&T '17, 3rd season); Bruce Martin (Clemson '94, 3rd season); **Director of Player Development:** Andrew Heitzenrater

ALPHABETICAL ROSTER

Num Player	Pos	Ht	Wt	Cl	Hometown/Previous School
2 Love Bettis	G	6-0	170	So.	Pensacola, Fla./J.M. Tate
10 Justin Brooks	G	6-1	185	Jr.	Auburn, Ala. / Auburn HS
15 Trey Crews	G	6-1	170	R-Fr.	Durham, N.C./Hillside
0 Kyle Duke	G	6-4	185	So.	Toronto, Canada/The Rock School
5 Tyrese Elliott	G	6-2	190	Fr.	Grayson, Ga./Grayson
34 Will Felton	C	6-9	260	R-Fr.	Raleigh, N.C./Millbrook
25 Webster Filmore	F	6-7	225	Gr.	Charlotte, N.C./Phillip O. Berry
23 Ahmad Hamilton	G	6-2	170	R-So.	Durham, N.C./Southern Durham
24 Demetric Horton	G	6-5	200	Jr.	Raleigh, N.C./Gamer
13 Austin Johnson	F	6-9	235	Sr.	Austell, Ga./UC Irvine
20 Chase McDuffie	G	6-5	210	R-Fr.	Columbia, S.C./Gray Collegiate
14 Harry Morrice	C	6-11	235	Sr.	Dundee, United Kingdom/Beckley Prep
31 Duncan Powell	F	6-8	225	R-Fr.	Dallas, Texas / Desoto High School
11 Garrison Powell	G	6-4	185	Fr.	Atlanta, Ga./Holy Innocent Episcopal
1 Jeremy Robinson	F	6-6	215	Sr.	Raleigh, N.C./Paul VI Catholic
4 Marcus Watson	F	6-6	235	R-Jr.	Buford, Ga. / Buford
3 Kam Woods	G	6-2	185	So.	Bessemer, Ala./Pinson Valley

PRONUNCIATION GUIDE

Tyrese Elliott Tie Reese
Ahmad Hamilton Ah Mod
Demetric Horton Dah Me Trick
Harry Morrice Morris

SUPPORT STAFF

Andrew Heitzenrater
Director of Player Development

Ja'Mil Jones

Director of Basketball Operations
Tisheri Leonard
Athletics Trainer
Michael Armstrong
Video Coordinator
Jae Fitch
Graduate Assistant

2022-23

NORTH CAROLINA A&T MEN'S BASKETBALL

NORTH CAROLINA A&T vs. Monmouth • Jan. 28, 2023 • 2 pm • FloHoops • Corbett Sports Center (5,700)

GAMES 24 • ncataggies.com • Twitter: @ncataggies • @ncatmbb • IG: @ncatathletics • @ncatmbb • FB: @ncatathletics



0 F Kyle Duke

6-4 • 185 • So. • Toronto, Canada

PTS	REB	AST	S	FG%	FT%
3.2	1.0	0.7	0.4	.540	.737

LAST GAME vs. W&M: Duke played well for the Aggies down the stretch. He scored six of his eight points in the final five minutes of the game;

SHOOTING: Duke was 3-for-4 from the field off the bench. His dunk with three minutes remaining in the game gave the Aggies a 78-66 lead;

NOTES: Duke is a valuable player for the Aggies because he can play multiple positions, and he can guard multiple positions. He is one of A&T's better defenders. He can also drive the ball to the rim and finish.



1 F Jeremy Robinson (West Los Angeles College CC Transfer)

6-6 • 215 • Sr • Raleigh, N.C.

PTS	REB	AST	S	FG%	FT%
4.4	2.3	0.2	0.3	.389	.464

LAST GAME vs. W&M: Robinson made his 11th straight start, but he only played 13 minutes and did not score. He did have two rebounds; **SHOOT-**

ING: Robinson went 0-for-3 from the floor and 0-for-1 from 3-point range; **NOTES:** Robinson became a starter after a high ankle sprain injury sidelined Austin Johnson on Dec. 18. He is averaging 5.5 points per game in 11 starts. Robinson brings versatility to the Aggies offense because he can post and he can also step beyond the 3-point arc and knock down shots. Last season he led the Aggies in 3-point field goal percentage (.439).



2 G Love Bettis (Coffeyville CC Transfer)

6-0 • 170 • So • Pensacola, Fla.

PTS	REB	AST	S	FG%	FT%
4.1	1.3	0.7	0.5	.394	.800

LAST GAME vs. W&M: Bettis only played four minutes against the Tribe. He did not score and the last time he scored in double figures was Jan. 7 against UNC Wilmington; **SHOOTING:** Bettis did not attempt a shot or free throw; **NOTES:** Bettis comes to North Carolina A&T as a winner. He won a NJCAA national championship two seasons ago by leading Coffeyville to a 27-3 record. He is an excellent 3-point shooter, shooting 38.9 percent (14-for-36) on the season.



3 G Kam Woods (Northwest Florida State CC Transfer)

6-2 • 185 • So • Bessemer, Ala.

PTS	REB	AST	S	FG%	FT%
19.2	4.0	3.3	1.7	.414	.713

LAST GAMES vs. W&M: After scoring 20 or more points in back-to-back games, Woods had 19 points, five rebounds and six assists. He played 35 or more minutes for the 10th straight game; **SHOOTING:** Woods went 6-for-16 from the floor and 2-for-5 from 3-point range. It is the fewest 3-point shots he has taken since taking three at Northeastern on Dec. 29; **NOTES:** Woods comes to A&T with the reputation of being a big-time scorer. He has not disappointed thus far. He has started all 21 games he has played, but he did miss the Gardner-Webb game on Nov. 19. He is averaging 21.8 points per game in conference games only, which leads the CAA.



4 G/F Marcus Watson (New Mexico State Transfer)

6-6 • 235 • R-Jr. • Buford, Ga.

PTS	REB	AST	S	FG%	FT%
13.9	4.7	2.3	0.6	.447	.742

LAST GAME vs. W&M: Watson earned Boxtorow HBCU player of the week after scoring 28 points, securing a career-high seven assists, a career-high four steals and he added five rebounds; **SHOOTING:** Watson went 10-for-19 from the floor, including some monster dunks down the stretch. He caught a nice alley-oop from Kam Woods late in the second half. He went 5-for-5 from the line and 3-for-7 from 3-point range; **NOTES:** Watson is excellent at putting the ball on the floor and getting to the rim. He ended last season with a terrific Big South tournament showing, where he averaged 22.5 points, 10.5 rebounds. He had his eighth career 20-point-plus game when he posted 20 against Elon on Jan. 11.



5 G Tyrese Elliott

6-2 • 190 • Fr. • Grayson, Ga.

PTS	REB	AST	S	FG%	FT%
3.3	1.2	0.3	0.8	.377	.583

LAST GAME vs. W&M: Elliott had his best game since scoring 12 points at Hofstra, hitting the buzzer-beater tip-in. Elliott had 10 points in 15 minutes. He scored eight of his 10 points in the first half; **SHOOTING:** Elliott was 5-for-6 from the floor, but did not take a 3-point shot; **NOTES:** Elliott is another quick guard who can shoot the basketball. The freshman is off to slow start shooting the basketball, but should prove to be a valuable backup as a combo guard.



10 G Justin Brooks

6-1 • 185 • Jr. • Auburn, Ala.

PTS	REB	AST	S	FG%	FT%
1.8	1.5	0.8	0.3	.500	1.000

LAST GAMES vs. W&M: Brooks played on Jan. 16 at Hampton. It marked the first time since playing four minutes against Greensboro College on Nov. 26. He played one minute against Hampton without a rebound, point or assist; **SHOOTING:** Brooks has not made a field goal since going 1-for-1 against St. Andrews on Nov. 22. **NOTES:** Brooks is a walk-on guard who had an excellent high school career, but decided to just be a student when he first arrived at A&T. But later decided to walk-on and contribute to the Aggies program. He has played in three games this season and eight games in his

2022-23

NORTH CAROLINA A&T MEN'S BASKETBALL

NORTH CAROLINA A&T vs. Monmouth • Jan.28 , 2023 • 2 pm • FloHoops • Corbett Sports Center (5,700)

GAMES 24 • ncataggies.com • Twitter: @ncataggies • @ncatmbb • IG: @ncatathletics • @ncatmbb • FB: @ncatathletics



11 G Garrison Powell

6-4 • 185 • Fr. • Atlanta, Ga.

PTS	REB	AST	S	FG%	FT%
0.8	0.5	0.8	0.3	.500	.000

LAST GAME vs. W&M: Powell played for the first time since Nov. 26, 2022 against Greensboro College, when he entered the game against Hampton on Jan. 16; **SHOOTING:** He has not made a field goal since 1-for-1 against St. Andrews on Nov. 22. **NOTES:** Powell was the steal of the recruiting season for North Carolina A&T. Powell received offers from Elon, Mississippi State, Siena, Ole Miss, James Madison, Middle Tennessee State and Florida Gulf Coast before deciding to become an Aggie. 247Sports rated him as the nation's No. 41 shooting guard and he was the No. 16 prospect coming out of Georgia. He has played in three games this season.



13 F Austin Johnson (UC Irvine Transfer)

6-9 • 235 • Sr. • Austell, Ga.

PTS	REB	AST	S	FG%	FT%
5.9	5.8	0.8	0.7	.476	.594

LAST GAME vs. W&M: Johnson missed five games this season with a high-ankle sprain. Austin Johnson got off to fast start where he scored eight points in the first five minutes of the game. Foul trouble cost him major minutes against the Tribe. ; **SHOOTING:** Johnson made all four shot attempts on Saturday; **NOTES:** Johnson spent three seasons at UC Irvine. Last season, he led the Big West in blocks per game (2.44) and ranked 23rd nationally. He leads the Aggies in blocks this season.



14 C Harry Morrice

6-11 • 235 • Sr. • Dundee, United Kingdom

PTS	REB	AST	S	FG%	FT%
No games played					

LAST GAME: No Games Played

NOTES: Morrice's hustle and hard work on the court has made him a crowd favorite at A&T. He has not played this season because of a leg injury. He is a big loss for the Aggies because he provides size and another shot blocker around the rim. The Aggies are hoping to get him back in time for the grueling CAA schedule. In 67 career games played, Morrice is averaging 2.7 points, 2.0 rebounds and 0.6 blocks.



15 G Trey Crews

6-1 • 170 • R-Fr. • Durham, N.C.

PTS	REB	AST	S	FG%	FT%
0.0	0.7	0.7	0.0	.000	.000

LAST GAME vs. W&M: Crews last played on Nov. 26, 2022 against Greensboro College before entering the game against Hampton on Jan. 16, playing one minute without registering a stat; **SHOOTING:** He is 0-for-4 from the field this season, and has not taken a shot since Nov. 26 against Greensboro College; **NOTES:** Crews is another solid guard who adds depth at the point guard position. He sat out last season and has entered two games this season. He played high school basketball at Hillside, where he led them to a 20-6 record and a third-round appearance in the Class 4A state playoffs.



20 G Chase McDuffie

6-5 • 210 • R-Fr. • Columbia, S.C.

PTS	REB	AST	S	FG%	FT%
1.3	0.8	0.0	0.5	.333	.500

LAST GAME vs. W&M: McDuffie played for the first time in three games when he entered the game against Hampton on Jan. 16. He did not record a stat in the game; **SHOOTING:** McDuffie missed his only shot attempt on Monday. His last made field goal came on Nov. 26 against Greensboro College. **NOTES:** McDuffie brings an amount of athleticism to the Aggies. He is a wing who can play the 2 or 3. He sat out last season but looks to contribute this season. He has played in four games this season with no starts. In high school, he led Gray Academy to three straight Class 2A titles.



23 G Ahmad Hamilton

6-2 • 170 • R-So. • Durham, N.C.

PTS	REB	AST	S	FG%	FT%
1.4	0.2	0.4	0.0	.600	1.000

LAST GAME vs. W&M: Hamilton played one minute against Hampton on Monday, marking his first action since Nov. 26, 2022 against Greensboro College. He did not record a stat; **SHOOTING:** His last shot made from the field came against Edward Waters on Nov. 7 when he went 5-for-5. He did not have an attempt on Monday from the field or at the line; **NOTES:** Hamilton followed in his brother's footsteps in deciding to play at A&T. Hamilton's older brother Amari played four seasons for the Aggies and played a key role as a shooter. Hamilton is also an excellent shooter. He has played in four games this season over a course of 16 minutes. As a senior at Southern Durham High School, he led the Spartans to a 22-6 record and an Elite Eight appearance in the state playoffs.



24 Demetric Horton (Purdue Fort Wayne Transfer)

6-5 • 200 • Sr. • Raleigh, N.C.

PTS	REB	AST	S	FG%	FT%
11.1	5.1	2.6	1.4	.444	.824

LAST GAME vs. W&M: Horton scored five points against the Tribe despite playing 39 minutes. His defense has been excellent for the Aggies in conference play; **SHOOTING:** Horton was 2-for-5 from the floor and 0-2 from 3-point range. He was 1-for-2 from the free throw line; **NOTES:** Horton was ranked seventh nationally in 3-point field goal percentage (50.6) but slumped. He seems to be back on track.

2022-23

NORTH CAROLINA A&T MEN'S BASKETBALL

NORTH CAROLINA A&T vs. Monmouth • Jan.28 , 2023 • 2 pm • FloHoops • Corbett Sports Center (5,700)

GAMES 24 • ncataggies.com • Twitter: @ncataggies • @ncatmbb • IG: @ncatathletics • @ncatmbb • FB: @ncatathletics



25 F Webster Filmore

6-7 • 225 • Gr. • Charlotte, N.C.

PTS	REB	AST	S	FG%	FT%
3.0	2.5	0.5	0.5	.596	.563

LAST GAME vs. W&M: Filmore tied a season-high with eight points. The last time he scored eight points this season was against Norfolk State in Las Vegas on Dec. 18. He also had seven rebounds, the most he's had since securing eight at UTEP on Dec. 21; **SHOOTING:** Filmore went 3-for-4 from the line and 2-for-5 from the free throw line; **NOTES:** Filmore will be relied on to provide offense in the paint for the Aggies this season. He is also a big, strong body who should provide the Aggies with a strong defensive presence. No Aggie on the current roster has played more games (106) than Filmore.



31 F Duncan Powell

6-8 • 225 • R-Fr. • Dallas, Texas

PTS	REB	AST	S	FG%	FT%
7.0	5.1	0.6	0.8	.409	.619

LAST GAME vs. W&M: Powell won back-to-back CAA rookie of the week honors early in the conference season. Powell had four points against W&M. He has not scored in double figures since scoring 11 at Elon on Jan. 11. He did have eight rebounds; **SHOOTING:** Powell was 2-for-5 from the floor and 0-for-1 from 3-point range ; **NOTES:** Powell came to Aggieland as one of the most highly-recruited individuals in program history. He sat out last season with an injury, leaving high expectations for him entering the 2022-23 season. Powell should provide punch for the Aggies on the boards.



34 C Will Felton (Arizona State Transfer)

6-9 • 260 • R-Fr. • Raleigh, N.C.

PTS	REB	AST	S	FG%	FT%
No games played					

LAST GAME: No Games Played

NOTES: Felton was expected to be a major force in the paint for the Aggies both offensively and defensively. An unfortunate preseason ACL injury stopped those plans for the Aggies and left a huge absence in the paint. Felton was ranked a three-star recruit by Rivals and ESPN receiving numerous college offers from Appalachian State, High Point, UNC Wilmington, Mercer and Miami among others. He decided to attend Arizona State, where he did not see any action for the Wildcats.



2022-23

NORTH CAROLINA A&T MEN'S BASKETBALL

NORTH CAROLINA A&T vs. Monmouth • Jan. 28, 2023 • 2 pm • FloHoops • Corbett Sports Center (5,700)

GAMES 24 • ncataggies.com • Twitter: @ncataggies • @ncatmbb • IG: @ncatathletics • @ncatmbb • FB: @ncatathletics

PHILLIP SHUMPERT

INTERIM HEAD COACH
4TH SEASON OVERALL, 1ST AS HEAD COACH
ALMA MATER: U.S. SPORTS ACADEMY, '06



Phillip Shumpert was named the interim head coach for North Carolina A&T men's basketball on August 18, 2022 after serving as an assistant under Will Jones for nearly three years.

Shumpert joined the North Carolina A&T men's basketball coaching staff under Jay Joyner on November 4, 2019.

Shumpert will coach the Aggies wing players. He will also be responsible for scouting the Aggies upcoming opponents, assuring players are in the proper housing on campus, identifying and evaluating talent who want to sign with N.C. A&T and monitoring the academics of the student-athletes.

In addition, Shumpert will supervise the student managers and schedule and conduct community service appearances.

He comes to N.C. A&T after serving as the associate varsity boys coach at Starr's Mills High School in Fayetteville, Ga., for a season. He has also spent time as a basketball consultant for Georgia Hoop Circle for the past two years.



Shumpert got his start in coaching out of college at Columbia High School in Decatur, Ga., where he served as the assistant girls varsity basketball coach during the 2006-07 season.

From there, he began his first stint at Lawson Community College as the assistant men's basketball coach and recruiting coordinator. Shumpert left for a year to be the assistant coach/recruiting coordinator at West Alabama before returning to be the head men's basketball coach at Lawson from 2009-13. He also returned as head coach for one season in 2015-16.

In 2010, Shumpert had a historic year at Lawson. He led the team to a 25-6 record, a No. 21 ranking in the NJCAA polls and an Alabama Community College Conference (ACCC) North Division title with a 13-1 conference record. Shumpert won the Glen Clem Award for Alabama Junior College Coach of the Year and Region 22 Coach of the Year for his efforts.

Shumpert coached and developed Lawson's first All-American in over three decades on top of four All-Region players in 2011. The following year, he led the team to a 24-8 record and brought in a 43rd-ranked class according to jucorecruiting.com. Shumpert also had three all-region and all-conference players and two NJCAA players of the week.

Shumpert prides himself on being a developer of talent. During his time as a JUCO coach, he has played an integral part in sending 45 players to the next level including 26 players who went on to Division I schools. He has facilitated and coached several AAU camps from 2004-15.

Prior to his successes as a coach and recruiter, Shumpert played college ball at Itawamba Community College, John C. Calhoun Community College and Albany State University. He graduated from The United States Sports Academy in 2006.

2022-23

NORTH CAROLINA A&T MEN'S BASKETBALL

NORTH CAROLINA A&T vs. Monmouth • Jan. 28, 2023 • 2 pm • FloHoops • Corbett Sports Center (5,700)

GAMES 24 • ncataggies.com • Twitter: @ncataggies • @ncatmbb • IG: @ncatathletics • @ncatmbb • FB: @ncatathletics

SERIES HISTORY vs. Monmouth

FIRST MEETING BETWEEN THE TEAMS

Date	Result	Location
------	--------	----------

SERIES NOTES

In West Long Branch: N/A

In Greensboro: N/A

Neutral Site: N/A

Postseason: N/A

Overtime: N/A

Last 10 Meetings: N/A

LAST TIME VS. MONMOUTH

FIRST MEETING

BY THE NUMBERS

Overall.....	11-12
CAA Games.....	6-4
Streak.....	W2
Overtime.....	1-0
Home Overall (CAA).....	6-3 (2-3)
Road Overall (CAA).....	4-6 (4-1)
Neutral Games.....	1-3
vs. Ranked Opponents	0-2
Day Games.....	5-3
Night Games (5 p.m. or later local time).....	6-9
November Games	4-4
December Games.....	2-5
January Games.....	5-3
February Games.....	0-0
March Games.....	0-0
Monday Games.....	2-0
Tuesday Games.....	1-1
Wednesday Games.....	2-2
Thursday Games.....	1-3
Friday Games.....	0-1
Saturday Games.....	5-2
Sunday Games.....	0-3
Gold Jerseys.....	2-1
Black Jerseys.....	5-5
White Jerseys.....	3-5
Gray Jerseys.....	0-1
Blue Jerseys.....	1-0

COMPARING THE TEAMS

Statistics	A&T	Monmouth
Scoring Offense	72.2	57.0
Scoring Defense	72.7	77.2
Scoring Margin	-0.5	-20.2
Field Goal Pct.	.435	.382
Opp. Field Goal Pct.	.436	.480
3-Point Pct.	.348	.260
Opp. 3-Point Pct.	.313	.388
Free Throw Pct.	.671	.617
Rebounds Per Game	35.1	32.1
Opp. Reb. Per Game	38.0	37.0
Rebounding Margin	-3.0	-4.9
Assists Per Game	12.2	11.0
Turnovers Per Game	12.0	15.9
Opp. TO Per Game	12.2	14.1
Turnover Margin	+0.2	-1.8
Steals Per Game	7.4	8.1
Blocks Per Game	2.7	2.3
Attendance Per Game	2,687	1,481

LAST TIME OUT vs. Drexel

- ▶ Second-half adjustments are making the difference for A&T lately. On Saturday at William & Mary, the Aggies scored 54 second-half points, the most against a Division I opponent this season. They also had their best second-half shooting performance at 58 percent in the 90-86 win in Williamsburg, Va.
- ▶ A&T followed that masterpiece with 49 second-half points on Thursday on 59.3 percent second-half shooting to eclipse the hot shooting second half they had on Saturday. Junior wing Marcus Watson followed up his 28-point performance at William & Mary with 22 points and eight rebounds on 4-for-7 shooting from 3-point range and 4-for-4 from the line. Watson has now made 13 straight free throws.
- ▶ And what an incredible run it was. The Aggies trailed 31-19 at halftime after shooting 25 percent in the first half. The Aggies outscored the Dragons 30-4 to open the second half, taking a 49-35 lead. Within that spurt, the Dragons went 2-for-12 (.167) from the floor and surrendered 21 straight points to the Aggies.
- ▶ Shumpert also gave credit to 6-foot-9 forward Austin Johnson for manning the paint. Shumpert said his blocked shots led to transition buckets. Johnson ended the night with 10 points, six rebounds, three assists and three blocks. The Aggies had 21 fastbreak points as sophomore Kam Woods led the transition efforts with 11 points, 11 rebounds and seven assists, marking his first career double-double. A&T led by as many as 20 in the second half. However, the Dragons did go on a 10-0 run to cut A&T's lead to 60-50 with 3:25 remaining. But the Aggies scored the next five points by going 5-for-6 from the free throw line to take a comfortable 15-point lead with 1:42 to play.

2022-23

NORTH CAROLINA A&T MEN'S BASKETBALL

NORTH CAROLINA A&T vs. Monmouth • Jan. 28, 2023 • 2 pm • FloHoops • Corbett Sports Center (5,700)

GAMES 24 • ncataggies.com • Twitter: @ncataggies • @ncatmbb • IG: @ncatathletics • @ncatmbb • FB: @ncatathletics

AGGIES' RECORD WHEN...

Leading at the half	4-1
Tied at the half	2-0
Trailing at the half	5-11
Score 90 or more points	3-0
Score 80-89 points	2-0
Score 70-79 points	3-4
Score 69 or fewer points	3-8
Out-rebounds opponent	6-1
Out-rebounded by opponent	5-11
Ties opponent in rebounding	0-0
Shoots 50 percent or better	4-2
Shoots 40-49 percent	4-4
Shoots below 40 percent	3-6
Shoots 40 percent or better from three	2-3
Shoots 30-39 percent from three	7-6
Shoots less than 30 percent from three	2-3
Shoots 70 percent or better from the FT line	2-5
Shoots 60-69 percent from the FT line	4-7
Shoots less than 60 percent from the FT line	5-0
Opp. shoots 50 percent or better	0-8
Opp. shoots 40-49 percent	3-4
Opp. shoots less than 40 percent	8-0
Opp. shoots better than 40 pct. from three	0-4
Opp. shoots 30-39 pct. from three	3-4
Opp. shoots less than 30 pct. from three	8-4
Commits 15 or more turnovers	3-5
Commits less than 15 turnovers	8-7
Forces 15 or more turnovers	4-2
Forces less than 15 turnovers	7-10
Has less than or same turnovers as opp	8-6
Has more turnovers than opponent	3-6

ON THE MOVE AGAIN

The North Carolina A&T Aggies are on the move again. After spending 50 years as a member of the Mid-Eastern Athletic Conference, the Aggies will be playing in their third conference in three years when Colonial Athletic Association (CAA) play begins in 2023. A&T's 50 years in the MEAC resulted in 16 tournament championships, 12 regular-season championships, 10 NCAA appearances and two NIT appearances. A&T posted a 415-328 record in the MEAC before starting play in the Big South Conference for the 2021-22 season. During their first and only season in the Big South, the Aggies went 6-10. They finished fifth in the North Division to earn a first-round game and win over the Radford Highlanders before the eventual Big South champion Longwood Lancers ended the Aggies' time in the Big South with an overtime win in the quarterfinals. A&T accepted an invitation to the CAA in January 2022. Each sport, except for football and bowling, will compete in the CAA during the 2022-23 school year. Football finalized its final season in the Big South in 2022 to allow the conference to compete its automatic bid to the NCAA FCS playoffs.

CORBETT SPORTS CENTER QUICK FACTS

First Game:.....	Dec. 3, 1978 vs. UNC Asheville
First Win:.....	A&T 80, UNC Asheville 69 (12/3/78)
First Loss:.....	Alcorn State 108, A&T 86 (12/3/79)
Games Played:.....	519
Corbett Sports Center Record:	367-152 (.707)
Most Games Played in a Season:.....	17 (1980-81)
Most Wins in a Season:.....	17 (1980-81)
Most Losses in a Season:.....	10 (2016-17)
Most Consecutive Wins:.....	37 (1/18/86-11/30/88)
Most Consecutive Losses	13 (12/17/02-1/27/04)
Most Wins in a Two-Year Span:.....	28 (1980-82)
Most Wins in a Three-Year Span:.....	41 (1980-83)
Most Games Versus One Opponent:	36 vs. Howard
Most Wins Versus One Opponent:	26 vs. Bethune-Cookman
Different Opponents at Corbett Sports Center:	88
Corbett Sports Center record...	
in November:.....	72-25
in December:.....	41-19
in January:.....	121-48
in February:.....	99-45
in March:.....	34-15
on Weekends:.....	150-58
on Weekdays:.....	213-94

CAA STANDINGS

Schools	CAA	Overall
College of Charleston	9-0	21-1
Hofstra	7-2	14-8
Drexel	6-3	13-8
Towson	7-2	15-7
UNC Wilmington	7-3	17-6
N.C. A&T	6-4	11-12
Northeastern	4-5	8-12
Stony Brook	3-5	7-14
William & Mary	4-5	9-13
Delaware	3-6	11-11
Hampton	2-7	5-16
Monmouth	0-8	1-20
Elon	0-8	2-19

Weekly Superlatives: Duncan Powell (rookie, 1/2/23); Powell (rookie, 1/9/23)

2022-23

NORTH CAROLINA A&T MEN'S BASKETBALL

NORTH CAROLINA A&T vs. Monmouth • Jan.28 , 2023 • 2 pm • FloHoops • Corbett Sports Center (5,700)

GAMES 24 • ncataggies.com • Twitter: @ncataggies • @ncatmbb • IG: @ncatathletics • @ncatmbb • FB: @ncatathletics

GAME LEADERS

SCORING

Player	2022-23	A&T Career
Kam Woods	15	15
Marcus Watson	5	14
Demetric Horton	3	9

REBOUNDS

Player	2022-23	A&T Career
Austin Johnson	6	6
Duncan Powell	6	6
Demetric Horton	5	14
Marcus Watson	3	14
Kam Woods	3	3
Webster Filmore	2	8

ASSISTS

Player	2022-23	A&T Career
Kam Woods	13	13
Demetric Horton	6	12
Marcus Watson	6	8
Duncan Powell	1	1

DOUBLE-FIGURE SCORING

Player	2022-23	A&T Career
Kam Woods	21	21
Marcus Watson	17	34
Demetric Horton	15	30
Jeremy Robinson	5	13
Love Bettis	4	4
Duncan Powell	4	4
Tyrese Elliott	3	3
Austin Johnson	3	3
Kyle Duke	1	2

DOUBLE-FIGURE REBOUNDING

Player	2022-23	A&T Career
Austin Johnson	3	3
Marcus Watson	2	3
Demetric Horton	2	3
Duncan Powell	1	1
Kam Woods	1	1

20-POINT SCORERS

Player	2022-23	A&T Career
Kam Woods	8	8
Marcus Watson	5	10
Demetric Horton	2	5
Duncan Powell	1	1

DOUBLE-DOUBLES

Player	2022-23	A&T Career
Marcus Watson	2	3
Duncan Powell	1	1
Demetric Horton	1	3
Kam Woods	1	1

5+ASSISTS

Player	2022-23	A&T Career
Kam Woods	7	7
Demetric Horton	3	19
Marcus Watson	1	1

5+STEALS

Player	2022-23	A&T Career
Tyrese Elliott	1	1

3+BLOCKS

Player	2022-23	A&T Career
Austin Johnson	1	1

GAME-BY-GAME SPECIALTY STATS (A&T/OPPONENT)

Opponent	Date	Result	Paint	Off TO	2nd Chance Pts	FB	Bench
Edward Waters	11/7	W, 100-61	36/26	35/7	16/11	27/11	40/22
Iowa	11/11	L, 112-71	30/58	2/22	11/21	4/17	12/34
Iowa St.	11/13	L, 80-43	10/46	9/23	6/20	5/6	15/20
Gardner-Webb	11/19	L, 66-64	22/34	19/19	4/7	2/11	17/26
Wofford	11/20	L, 78-64	26/26	6/9	12/5	4/3	26/27
St. Andrews	11/22	W, 109-57	52/28	35/6	4/8	43/4	43/6
Greensboro	11/26	W, 78-51	32/24	20/12	10/5	25/15	32/30
UNCG	11/30	W, 73-56	22/24	17/6	10/11	12/5	16/10
#5 Houston	12/13	L, 74-46	11/18	14/42	6/22	13/11	5/40
Texas Southern	12/17	W, 67-66OT	21/36	8/15	15/4	8/9	2/0
Norfolk St.	12/18	L, 70-66	14/28	9/13	2/16	18/9	20/14
UTEP	12/21	L, 75-62	20/48	5/24	5/14	7/9	10/34
New Mexico St.	12/22	L, 85-76	14/44	8/7	15/10	11/11	7/13
Northeastern	12/29	L, 88-76	40/26	7/11	8/16	13/0	20/30
Hofstra	12/31	W, 81-79	36/42	5/15	12/14	5/8	34/20
#23 Charleston	1/4	L, 92-79	40/52	11/14	8/19	24/20	30/40
UNCW	1/7	L, 66-61	10/38	20/14	5/13	10/17	18/31
Elon	1/11	W, 80-71	36/30	7/16	24/6	11/8	22/20
Stony Brook	1/14	W, 61-59	22/24	5/2	8/11	8/2	9/10
Hampton	1/16	W, 79-67	40/22	14/6	6/15	4/0	13/10
Towson	1/19	L, 79-67	16/36	14/19	5/18	8/7	16/8
W&M	1/21	W, 90-86	52/40	15/9	6/15	25/11	30/19
Drexel	1/26	W, 68-55	28/18	16/23	12/9	21/13	4/5
Monmouth	1/28						
UNCW	2/2						
Elon	2/8						
Stony Brook	2/11						
Monmouth	2/13						
Towson	2/18						
Delaware	2/23						
Hampton	2/25						

MANY COACHES IN A SHORT TIME

The North Carolina A&T Aggies have had an unusually high number of coaches in the past 10 years. A&T has had five different men on the bench in that span. Despite the many changes, the Aggies have seen success with all five. Jerry Eaves left the Aggies in 2012 after going 12-20. Five-time MEAC tournament champion Cy Alexander replaced him. He won his sixth MEAC title in 2013 as he led the Aggies to the conference championship. He also led the Aggies to their first-ever NCAA tournament win, a 73-72 triumph over Liberty. Alexander retired during the 2015-16 season, and the Aggies replaced him with his assistant Jay Joyner. Joyner finished the season 5-5. Joyner went on to have two 20-win seasons before leaving during the 2019-20 season and was replaced by his assistant Will Jones. Jones finished the season 14-5, led the Aggies to the No. 2 seed in the MEAC tournament, and had a first-round win over Howard before COVID canceled the tournament. Jones led the Aggies to a MEAC Southern Division title the following year before leading the Aggies into the Big South Conference. Jones departed before the 2022-23 season and was replaced by his assistant Phillip Shumpert. Joyner, Jones and Shumpert all took over on an interim basis.

2022-23

NORTH CAROLINA A&T MEN'S BASKETBALL

NORTH CAROLINA A&T vs. Monmouth • Jan. 28, 2023 • 2 pm • FloHoops • Corbett Sports Center (5,700)

GAMES 24 • ncataggies.com • Twitter: @ncataggies • @ncatmbb • IG: @ncatathletics • @ncatmbb • FB: @ncatathletics

TEAM RANKINGS (NCAA TOP-100)

A&T	1	38	Fastbreak Points (13.5)
A&T	2	83	Def. Reb. Per Game (26.4)
A&T	2	96	Steals Per Game (7.4)
A&T	3	66	3-point attempts per (24.5)
A&T	2	80	3-point pct. defense (31.3)
A&T	3	68	3-pointers per game (8.5)

GAME-BY-GAME SPECIALTY STATS (A&T/OPPONENT)

Opponent	Date	Result	Largest Lead	Largest Deficit	Time Led	Time Trailed	Time Tied
Edward Waters	11/7	W, 100-61	41 (2nd, 2:50)	Never Trailed	38:47	0:00	1:13
Iowa	11/11	L, 112-71	Never Led	46 (2nd, 1:32)	0:00	39:31	0:29
Iowa St.	11/13	L, 80-43	Never Led	40 (2nd, 1:17)	0:00	39:25	0:35
Gardner-Webb	11/19	L, 66-64	21 (2nd, 15:13)	2 (2nd, 0:04)	36:03	3:24	0:33
Wofford	11/20	L, 78-64	Never Led	17 (2nd, 5:44)	0:00	40:00	0:00
St. Andrews	11/22	W, 109-57	53 (2nd, 1:59)	Never Trailed	38:16	0:00	1:44
Greensboro	11/26	W, 78-51	29 (2nd, 3:12)	4 (1st, 12:32)	34:23	1:52	3:45
UNCG	11/30	W, 73-56	19 (2nd, 0:40)	11 (1st, 13:42)	18:11	20:46	1:03
#5 Houston	12/13	L, 74-46	2 (1st, 15:41)	34 (2nd, 8:42)	1:46	34:27	3:30
Texas Southern	12/17	W, 67-66OT	9 (1st, 15:16)	5 (OT, 3:47)	29:47	10:19	4:54
Norfolk St.	12/18	L, 70-66	8 (1st, 16:04)	9 (2nd, 4:55)	7:52	30:32	1:36
UTEP	12/21	L, 75-62	8 (1st, 14:51)	14 (2nd, 1:23)	12:32	26:14	1:14
New Mexico St.	12/22	L, 85-76	Never Led	20 (1st, 13:33)	0:00	39:24	0:36
Northeastern	12/29	L, 88-76	2 (1st, 17:06)	16 (2nd, 19:13)	0:58	36:26	2:362
Hofstra	12/31	W, 81-79	2 (2nd, 0:00)	13 (2nd, 9:57)	0:49	36:22	2:50
#23 Charleston	1/4	L, 92-79	5 (1st, 18:37)	30 (2nd, 11:10)	3:21	34:03	2:36
UNCW	1/7	L, 66-61	1 (1st, 12:03)	15 (2nd, 11:11)	0:22	37:54	1:37
Elon	1/11	W, 80-71	9 (2nd, 0:03)	14 (1st, 5:50)	11:29	24:31	3:57
Stony Brook	1/14	W, 61-59	4 (2nd, 0:21)	10 (1st, 3:33)	4:33	32:08	3:18
Hampton	1/16	W, 79-67	19 (2nd, 1:50)	Never Trailed	1:26	0:00	38:34
Towson	1/19	L, 79-67	Never Led	19 (2nd, 2:53)	1:20	38:40	0:00
W&M	1/21	W, 90-86	15 (2nd, 1:43)	6 (2nd, 9:06)	25:41	8:02	6:19
Drexel	1/26	W, 68-55	20 (2nd, 6:30)	12 (2nd, 18:59)	16:09	22:42	1:09
Monmouth	1/28						
UNCW	2/2						
Elon	2/8						
Stony Brook	2/11						
Monmouth	2/13						
Towson	2/18						
Delaware	2/23						
Hampton	2/25						

INDIVIDUAL (NCAA TOP-125)

	CAA	NCAA	Category
Woods	1	4	FG Attempts (345)
Watson	7	89	FG Attempts (279)
Woods	3	42	FG s Made (141)
Watson	5	102	FGs Made (124)
Woods	5	65	Minutes Per Game (34:59)
Woods	1	22	Total Points (415)
Woods	3	45	Points Per Game (18.9)
Woods	4	85	Steals (37)
Woods	1	10	3-point FG attempts (180)
Woods	4	66	3-point Pct. (.383)
Woods	1	20	3-pointers per game (3.1)
Woods	1	12	Total 3-pointers made (69)
Horton	6	113	Total 3-pointers made (50)

INDIVIDUAL (CAA ONLY TOP-20)

	Rank	Category
Woods	3	Scoring (18.9)
Watson	10	Scoring (14.3)
Johnson	11	Rebounding (5.8)
Horton	20	Rebounding (5.1)
Watson	7	FG Pct. (.448)
Woods	10	FG Pct. (.409)
Woods	8	Assists Per (3.5)
Horton	9	Assists Per (2.7)
Woods	10	FT Pct. (.696)
Woods	4	3-point Pct. (.383)
Woods	1	3-point FG Made Per (3.1)
Horton	9	3-point FG Made Per (2.2)
Woods	5	Steals Per (1.7)
Horton	9	Steals per (1.5)
Woods	4	Assist/TO Ratio (1.5)
Horton	7	Defensive Reb. Per (4.7)
Johnson	10	Defensive Reb. Per (4.4)
Johnson	12	Offensive Reb. Per (1.9)
Woods	5	Minutes Per Game (35.0)
Horton	16	Minutes Per Game (32.5)

SHUMPERT PAYS HIS DUES

Phillp Shumpert's journey to becoming the North Carolina A&T men's basketball interim head coach took 15 years and many sacrifices. However, the path he took will have him walking into the 2022-23 A&T men's basketball season with 11 players who were on the roster last season, two Division I transfers, two junior college transfers and two true freshmen. Shumpert started as a high school boys basketball coach at Columbia High School in Decatur, Ga. He then moved on to Lawson Community College, where he served as an assistant men's basketball coach and resident assistant in 2007. The following year he became an assistant men's basketball coach at Division II West Alabama. After a year, he returned to Lawson State to serve as the head coach from 2009-2014. He then moved to Southern Poly Tech before the school shut down the men's basketball program in 2015. Shumpert's next opportunity came as an assistant coach at Jackson State before moving back to the high school ranks at Starr's Mills in Fayetteville, Ga. In 2019, he joined the men's basketball staff at A&T under former head coach Jay Joyner. After Joyner's departure, Will Jones became the head coach and kept Shumpert on the staff. Then, over a fateful weekend in mid-August (2022), Shumpert was told Jones would no longer be the head coach at A&T. He was also informed that he would be named the Aggies interim head coach.

2022-23

NORTH CAROLINA A&T MEN'S BASKETBALL

NORTH CAROLINA A&T vs. Monmouth • Jan.28 , 2023 • 2 pm • FloHoops • Corbett Sports Center (5,700)

GAMES 24 • ncataggies.com • Twitter: @ncataggies • @ncatmbb • IG: @ncatathletics • @ncatmbb • FB: @ncatathletics

A&T IN WINS VS. LOSSES

Category	Wins	Losses	Change
Scoring	80.5	64.6	15.9
Scoring Defense	64.4	80.4	-16.0
Scoring Margin	+16.2	-15.8	+0.4
FG Percentage	.465	.403	.062
3-Point Percentage	.349	.346	+.003
Free Throw Percentage	.631	.717	-.076
Opp. FG Percentage	.375	.494	-.119
Opp. 3-point Percentage	.271	.357	-.086
Rebounds	40.5	30.1	+10.4
Rebounding Margin	+2.1	-7.6	-5.5
Assists	14.5	10.1	4.4
Steals	8.9	6.0	2.9
Blocks	2.7	2.6	+0.1
Turnovers	10.8	13.2	-2.4
Turnovers Forced	14.2	10.4	3.8

CAA PRESEASON HONORS

2022-23 CAA MEN'S BASKETBALL PRESEASON POLL

Rank	Team	Points	2021-22 Record/CAA
1.	Towson (12)	144	25-9/15-3/2nd
2.	Hofstra	122	21-11/13-5/3rd
3.	Delaware	121	22-13/10-8/T-4th
4.	Charleston (1)	119	17-15/8-10/6th
5.	UNCW	101	27-9/15-3/1st
6.	Northeastern	84	9-22/2-16/10th
7.	Drexel	82	15-14/10-8/T-4th
8.	William & Mary	52	5-27/4-14/9th
9.	Stony Brook	50	New to the League
10.	Monmouth	49	New to the League
11.	N.C. A&T	35	New to the League
12.	Elon	30	10-22/7-11/7th
13.	Hampton	25	New to the League

Preseason Player of the Year: Aaron Estrada, Hofstra

2022-23 All-CAA Preseason First Team

Name	School	Class	Position
Aaron Estrada	Hofstra	R-Sr.	Guard.
Cam Holden	Towson	R-Sr.	Guard
Jameer Nelson Jr.	Delaware	R-Jr.	Guard
Charles Thompson	Towson	Sr.	Forward
Nicolas Timberlake	Towson	Gr.	Guard

2022-23 All-CAA Preseason Second Team

Name	School	Class	Position
Jyare Davis	Delaware	R-So.	Forward
Shykeim Phillips	UNCW	Sr.	Guard
Reyne Smith	Charleston	So.	Guard
Jahmyl Telfort	Northeastern	Jr.	Guard
Amari Williams	Drexel	Jr.	Forward

Honorable Mention: Ben Burnham, So., F, Charleston; Aaron Clarke, Gr., G, Stony Brook; Deuce Dean, Sr., G, Hampton; Chris Doherty, R-Sr., F, Northeastern; Darlinstone Dubar, So., G, Hofstra; **Marcus Watson, R-Jr., F, North Carolina A&T;** Ben Wight, Jr., F, William & Mary

A&T'S LETHAL WINGS

Any discussion about the Aggie wingmen starts with 6-foot-6 junior Marcus Watson (Buford, Ga.) and 6-5 Demetric Horton (Raleigh, N.C.). Watson and Horton were the Aggies top two leading scorers and rebounders last season, with Watson averaging 12.6 points and 6.0 rebounds per game. Meanwhile, Horton averaged 10.7 points and 4.9 rebounds. The two Division I transfers are the top two leading returning scorers and rebounders for the Aggies. Watson had a monster Big South tournament a year ago. He had 18 points and 11 rebounds on 7-for-11 shooting in a first-round overtime win over Radford before scoring 27 points and grabbing 12 rebounds on 10-for-17 shooting in an overtime loss to eventual champion Longwood.

Horton had a hot start to the 2021-22 season, where he connected on 20 3-pointers in the Aggies first eight games. But teams began to focus on the Aggies sharpshooter, making it tougher for him to find open space to get off his shot. The Aggies added shooters during the offseason, something Shumpert hopes will give Horton more open looks. Horton also has good size for a guard, allowing him to muscle his way to the basket and draw fouls.

Watson signed with Oklahoma State out of high school but did not play for the Cowboys. He transferred to New Mexico State, where he scored in double-figures once before coming to A&T. Horton played two years of junior college before transferring Purdue Fort Wayne for one season. He has played in 34 games for the Aggies.

NATIONAL CHAMPIONSHIP PEDIGREE

The Aggies top two point guards bring with them a national championship background on the junior college level. Kam Woods and Love Bettis both won National Junior College Athletic Association national championships with Woods' coming last season and Bettis' coming the year before. Woods played at Northwest State, where JucoRecruiting.com ranked him as a top-100 JUCO player. He helped the Raiders to a 31-5 record and the NJCAA national championship. Before Northwest Florida, Woods played his freshman year at Troy and averaged 10 points per game.

Bettis helped Coffeyville JC to the national title in 2021. During his first year at Coffeyville, Bettis averaged 11.5 points and shot 45 percent from the floor, 40 percent from three and 93.7 from the line. In addition, he claimed honorable mention All-Kansas Jayhawk Community College Conference (KJCCC) accolades en route to a 27-3 record. This past season, he secured first-team All-KJCCC and second-team NJCAA All-American recognition after averaging 18.1 points while shooting 43 percent from the field, 40 percent from three and 86 percent from the line.

2022-23

NORTH CAROLINA A&T MEN'S BASKETBALL

NORTH CAROLINA A&T vs. Monmouth • Jan. 28, 2023 • 2 pm • FloHoops • Corbett Sports Center (5,700)

GAMES 24 • ncataggies.com • Twitter: @ncataggies • @ncatmbb • IG: @ncatathletics • @ncatmbb • FB: @ncatathletics

HISTORICALLY BLACK COLLEGES AND UNIVERSITIES (HBCUs) ARE ON THE RISE

The North Carolina A&T men's basketball team is one of four Historically Black Colleges and or Universities (HBCUs) slated to participate in the Boost Mobile HBCU Challenge, the Naismith Memorial Basketball Hall of Fame announced Tuesday. Twelve-time NBA All-Star and longtime HBCU advocate Chris Paul will host the event at the MGM Grand Garden Arena in Las Vegas, December 17-18.

A&T's national recognition as a premier HBCU continues after participating in the inaugural Invesco QQQ Legacy Classic, a four-team tournament that award-winning actor and film producer Michael B. Jordan partnered with to promote HBCUs this past December. The Aggies have a rich, storied HBCU history, having spent 50 years in the Mid-Eastern Athletic Conference (MEAC), winning 16 conference tournament championships. Seven of those championships came between 1982-88, tying an NCAA record with Kentucky for consecutive tournament championships.

A&T has 116 all-time meetings between the other three participating HBCUs – Hampton (66), Norfolk State (48) and Texas Southern (2). AggieLand is also home to Naismith Hall of Famers Al Attles and Hugh Evans. Attles became the first-ever player to have his jersey retired as his No. 22 jersey hangs inside the Corbett Sports Center. Evans served as an NBA official for 28 years (1973-2001). He was inducted in September 2022.

HORTON SELECTED FOR HBCU ALL-STAR GAME WATCH

North Carolina A&T senior Demetric Horton has been named to the watch list at shooting guard for the 2023 HBCU All-Star Game to be played Final Four weekend in Houston. Horton has contributed 11.6 points, 3.4 rebounds, 3.5 assists, and 1.5 steals per game and has scored 11 or more points in six of eight contests this winter.

Horton leads the CAA in 3-point field goal percentage as he heads into the week having made 20 of his 40 attempts this season (.500). He is also third in the league in 3-pointers made per game (2.50). Hampton's Marquis Goodwin was also added to the watch list.

The 2023 HBCU All-Star Game will be hosted by Texas Southern on Sunday, April 2 at 4 PM on CBS and Paramount+. The 24 players – 12 per team – will be selected from members of the MEAC, SWAC, CIAA, and SIAC, along with Hampton, North Carolina A&T, and Tennessee State. Last season, Aggies legend Kam Langley participated in the game for A&T. He went in as one of the best helpers in NCAA history with 901 career assists to rank 14th all-time.

SUPERLATIVES

BIGGEST A&T LEAD: 53 vs. St. Andrews, 11/22/22	FEWEST POINTS BY A&T IN THE SECOND HALF 25 at Houston, 12/13/22
BIGGEST A&T DEFICIT 46 at Iowa, 11/11/22	MOST PTS BY AN OPPONENT IN THE FIRST HALF 52 at Iowa, 11/11/22
BIGGEST A&T LEAD LOST 21 vs. Gardner-Webb, 11/19/22	FEWEST PTS BY AN OPPONENT IN THE FIRST HALF 20 vs. Edward Waters, 11/7/22
BIGGEST A&T DEFICIT IN A WIN 14 at Elon, 1/11/23	MOST PTS BY AN OPPONENT IN THE SECOND HALF 60 at Iowa, 11/11/22
BIGGEST A&T HALFTIME LEAD 26 vs. Edward Waters, 11/7/22	FEWEST PTS BY AN OPPONENT IN THE SECOND HALF 22 vs. UNCG, 11/30/22
BIGGEST A&T HALFTIME DEFICIT 23 at Iowa State, 11/13/22	BIGGEST HALFTIME LEAD BLOWN 9 vs. Gardner-Webb, 11/19/22
BEST A&T FIRST-HALF FG PCT. 51.3% at Hampton, 1/16/23	BIGGEST HALFTIME LEAD ERASED 12 vs. Drexel, 1/26/23
BEST A&T SECOND-HALF FG PCT. 59.3 % vs. Drexel, 1/26/23	BIGGEST MARGIN OF VICTORY 52 vs. St. Andrews, 11/22/22
WORST A&T FIRST-HALF FG PCT. 27.8% at Iowa State, 11/13/22	BIGGEST LEAD BLOWN TO LOSE 21 (2nd, 15:13) vs. Gardner-Webb, 11/19/22
WORST A&T SECOND-HALF FG PCT. 24.0% at Iowa State, 11/13/22	BIGGEST SECOND-HALF DEFICIT OVERCOME TO WIN 13 (2nd, 9:57) vs. Hofstra, 12/31/22
MOST POINTS BY A&T IN THE FIRST HALF 53 vs. St. Andrews, 11/22/22	BIGGEST MARGIN OF DEFEAT 41 at Iowa, 11/11/22
FEWEST POINTS BY A&T IN THE FIRST HALF 16 at Iowa State, 11/13/22	
MOST POINTS BY A&T IN THE SECOND HALF 56 vs. St. Andrews, 11/22/22	

2022-23

NORTH CAROLINA A&T MEN'S BASKETBALL

NORTH CAROLINA A&T vs. Monmouth • Jan. 28, 2023 • 2 pm • FloHoops • Corbett Sports Center (5,700)

GAMES 24 • ncataggies.com • Twitter: @ncataggies • @ncatmbb • IG: @ncatathletics • @ncatmbb • FB: @ncatathletics

THE PORTAL

The Aggies dipped into the transfer portal again this season for two Division I talents who are big men. Austin Johnson is a transfer out of UC Irvine, and Will Felton spent one season at Arizona State.

Johnson averaged 5.8 points and 6.0 rebounds per game while shooting 80.6 percent from the free throw line at Cal-Irvine last season. He also blocked 2.4 shots per game, which ranked him 23rd nationally. Through his freshman and sophomore years, Johnson played 59 games and averaged 4.7 points and 3.6 rebounds per game. He led the team in field goal percentage as a sophomore at 52.4 percent. He shot 62.5 percent as a freshman.

Felton is the Power Five transfer this season after redshirting his freshman season with Arizona State. He spent his final high school season at Hargrave Military Academy in Chatham, Va. He led the team to a 31-2 record, scoring 15.6 points and grabbing 8.1 rebounds per game while shooting better than 74 percent from the field.

THEY'RE OUT

The Aggies are without two key big men this season. Will Felton, a 6-foot-9, 260-pound redshirt freshman out of Raleigh, NC, tore his ACL during an exhibition game in the preseason and will miss the entire 2022-23 season. Meanwhile, A&T veteran Harry Morris is out with a significant leg injury. Morris is a 6-foot-11 four-year senior out of Dundee, Scotland.

He has been an outstanding shot blocker for the Aggies. He can also step out and hit the three, gives the Aggies a big presence in the paint defensively and he can score in the paint. A&T will have to rely on Division I transfer Austin Johnson, fifth-year senior Webster Filmore and 6-foot-8 redshirt freshman Duncan Powell to provide some punch in the paint.

AGGIES GET A STEAL IN RECRUITING

The Aggies added two true freshmen to their 2022 recruiting class over the summer. Point guard Tyrese Elliott and shooting guard Garrison Powell should help make the Aggies transition into the CAA an easier one. Elliott is a three-star recruit and the 11th-best player in Georgia. He averaged 16 points, shot 51 percent from the floor, 45 percent from 3-point range and 81 percent from the free throw line. He also hauled in four rebounds and dished out four assists per night. Elliott's performances translated into

a second-team All-State Class 7A selection and All-Gwinnett County and All-Region honors.

Garrison Powell is out of Atlanta and attended Holy Innocents Episcopal Sin Georgia. He was reported to be considering reclassifying down a year. Powell, who is rated as the nation's No. 41 shooting guard and the Georgia's No. 16 prospect by 247Sports, started to hear from more programs following his junior season. At the next level, Powell had collected offers from Mississippi State, Elon, Siena, Ole Miss, James Madison, Middle Tennessee State and Florida Gulf Coast among others. And he also had interest from Seton Hall and Missouri, Auburn, Maryland, Virginia Tech, Xavier and Stanford.

EVANS JOINS NAISMITH HALL

The Naismith Memorial Basketball Hall of Fame accepted another North Carolina A&T Aggie into its hallowed doors in Hugh Evans. The Naismith Memorial Basketball Hall of Fame recently inducted 13 honorees in the Class of 2022 in September 9-10 during enshrinement festivities in Springfield, Mass. Evans, a longtime NBA referee, entered the Hall along with two-time NBA All-Star and four-time NBA champion Manu Ginobili, five-time NBA All-Star Tim Hardaway, two-time NCAA National Coach of the Year Bob Huggins, and the NBA's sixth-winningest coach of all-time George Karl.

On the women's side, the Hall welcomed five-time WNBA All-Star, three-time WNBA Champion, and two-time Olympic Gold Medalist Lindsay Whalen, four-time WNBA All-Star and two-time Olympic gold medalist Swin Cash and NCAA national champion and WNBA Coach of the Year Marianne Stanley.

Evans, a 2002 inductee into the North Carolina A&T Sports Hall of Fame, played men's basketball for the Aggies from 1959-63 under legendary head coach Cal Irvin. He scored 585 points in 72 games. The Aggies went 63-22 (.741) during Evans' time in AggieLand. After graduating from A&T, Evans served as an NBA Official for 28 consecutive years (1973-2001), tallying over 1,900 regular-season games, 170 playoff games, 35 NBA Finals games and four NBA All-Star Games.

Evans will join fellow Aggie Al Attles in the Naismith Hall. Attles played at A&T from 1956-60. Attles played with the Philadelphia/Golden State Warriors (1960-71) before becoming one of the first African American coaches in NBA history. In 1975, he became the second African American coach in NBA history to win an NBA title.

2022-23

NORTH CAROLINA A&T MEN'S BASKETBALL

NORTH CAROLINA A&T vs. Monmouth • Jan. 28, 2023 • 2 pm • FloHoops • Corbett Sports Center (5,700)

GAMES 24 • ncataggies.com • Twitter: @ncataggies • @ncatmbb • IG: @ncatathletics • @ncatmbb • FB: @ncatathletics

WHAT'S LOVE GO TO DO WITH IT

You hear the word often, but you don't meet many people with it as their first name, like A&T guard Love Bettis. The 3-point shooting guard in his first year with the Aggies has an interesting story on how he became Love. Rhythm and blues artist Musiq Soulchild produced a hit back in 2000 that was a tribute to the beauty of love. He even came up with a catchy name for it, too. Love. Ross Bettis, Love's father, thought it was one swell song, so when his new son came along, the world met Love Justen Bettis.

Many people think Love is Bettis' nickname, but no, it is on his birth certificate. Love likes the name even though he admits that opposing crowds often have fun chanting and making fun of the name when he is at the free throw line. He likes the name so much; he hopes it becomes a family name passed down through generations. Bettis, who comes off the bench to average five points a game for North Carolina A&T, almost had two unusual names. His dad wanted him to be named Love Justice Bettis, but his mom thought it was too much, so they went with Justen.

In addition to liking the name, he likes the song too.

WEBSTER'S DICTIONARY

Webster Filmore has become an excellent story for the North Carolina A&T Aggies. He played in his 100th game as an Aggie on Jan. 4, 2023. He came to Aggieland as a walk-on in 2018 under then-head coach Jay Joyner. He only played six games, mostly in blowouts, during his freshman season. During the 2019-20 season, he played under Will Jones for a portion. He appeared in 27 games, averaging 7.1 minutes. He even made two starts during the season. When he was trying to find himself as a basketball player, his cousin Chanin Scott became a star on the women's basketball team, where she led the Aggies to the 2021 NCAA tournament.

By the 2020-21 season for Filmore, he had come into his own, starting 27 of 31 games played as the Aggies entered the Big South Conference for the first time. He received an extra COVID season for 2022-23 and has used it to start all 15 of 16 games for the Aggies as he has gone from walk-on to reliable rebounder and defender.

POWELL CHANGES HIS APPROACH

North Carolina A&T interim head men's basketball coach Phillip Shumpert had some advice for his 6-foot-8, 225-pound power forward Duncan Powell. Take your skill set and strength and create offense in the post before taking the 3-point shot.

Powell took the advice, which proved beneficial enough to make A&T men's basketball history. The Colonial Athletic Association released its

weekly honors on Jan. 2 and named Powell rookie of the week. Powell was also named rookie of the week on Jan. 9.

The honor made Powell the first player in program history to earn a CAA weekly honor. Powell, one of the highest-ranked recruits coming out of high school in program history, showed why during the first week of 2022. He combined to score 35 points, grab 19 rebounds, block two shots and record two steals as the Aggies went 1-1 in CAA action. Powell was also a combined 12-for-16 (.750) from the floor and 10-for-14 (.714) from the free throw line. In addition, Powell made the only 3-point shot he attempted during the week. Before winning rookie of the week, Powell was 2-for-19 from 3-point range. He opened the following week with yet another career high in scoring. He had 20 points and six rebounds against 23rd-ranked College of Charleston in a 92-79 loss at Corbett Sports Center on Jan. 4. Powell was 7-for-14 from the floor and 3-for-6 from 3-point range, earning career highs in field goals made, attempted and 3-pointers made and attempted.

On Jan. 7 against UNC Wilmington, he had five points, five rebounds, three steals and two assists in a 66-61 loss at Corbett. He averaged 12.5 points, 5.5 rebounds, and 2.0 steals for the week. Powell's run started with Northeastern in the Aggies first-ever CAA contest. Powell scored a career-high 17 points and had seven rebounds, two steals and a block on 5-for-7 shooting from the field and 7-for-10 shooting from the free throw line in an 88-76 loss. Two days later, at Hofstra, Powell posted career highs in points (18) and rebounds (12) and secured his first career double-double. He shot 7-for-9 from the floor, 3-for-4 from the line, and made his only 3-point attempt in the Aggies 81-79 buzzer-beating win over the Pride. The win gave the Aggies their first-ever victory in the CAA.

Powell is averaging 9.7 points and 6.7 rebounds on 53.3 percent shooting from the field and 35.7 percent shooting from three in 10 CAA games played this season.

THE THREE IS THE KEY

The Aggies are on pace to break the single-season program record for 3-pointers made in a season. They come into conference play having made 196 3-pointers, ranking them among the nation's best in 3-pointers. During the 2009-10 season, the Aggies connected on 265 3-pointers to set the program record.

That season, the Aggies had three players make 50 or 3-pointers, including Tavarus Alston (50), Nic Simpson (61) and Dwane Joshua (63). During the 2022-23 season, the Aggies could have the same scenario as Kam Woods (40) and Demetric Horton (40) have already surpassed 30 made threes. In addition, Marcus Watson has netted 20 threes already this season.

2022-23

NORTH CAROLINA A&T MEN'S BASKETBALL

NORTH CAROLINA A&T vs. Monmouth • Jan.28 , 2023 • 2 pm • FloHoops • Corbett Sports Center (5,700)

GAMES 24 • ncataggies.com • Twitter: @ncataggies • @ncatmbb • IG: @ncatathletics • @ncatmbb • FB: @ncatathletics

GAME-BY-GAME STARTERS

Opponent	Date	Result	Point Guard	Guard	Guard/Forward	Forward/Center	Forward	Lineup	Record
Edward Waters	11/7	W, 100-61	Woods	Horton	Watson	Johnson	Filmore	#1	1-0
Iowa	11/11	L, 112-71	Woods	Horton	Watson	Johnson	Filmore	#1	1-1
Iowa St.	11/13	L, 80-43	Woods	Horton	Watson	Johnson	Filmore	#1	1-2
Gardner-Webb	11/19	L, 66-64	Duke	Horton	Watson	Johnson	Filmore	#2	0-1
Wofford	11/20	L, 78-64	Duke	Horton	Watson	Johnson	Filmore	#2	0-2
St. Andrews	11/22	W, 109-57	Woods	Horton	Watson	Johnson	Filmore	#1	2-2
Greensboro	11/26	W, 78-51	Woods	Horton	Watson	Johnson	Filmore	#1	3-2
UNCG	11/30	W, 73-56	Woods	Horton	Watson	Johnson	Filmore	#1	4-2
#5 Houston	12/13	L, 74-46	Woods	Horton	Watson	Johnson	Filmore	#1	4-3
Texas Southern	12/17	W, 67-66OT	Woods	Horton	Watson	Johnson	Filmore	#1	5-3
Norfolk St.	12/18	L, 70-66	Woods	Horton	Watson	Johnson	Filmore	#1	5-4
UTEP	12/21	L, 75-62	Woods	Horton	Watson	Robinson	Filmore	#3	0-1
New Mexico St.	12/22	L, 85-76	Woods	Horton	Watson	Robinson	Filmore	#3	0-2
Northeastern	12/29	L, 88-76	Woods	Horton	Watson	Robinson	Filmore	#3	0-3
Hofstra	12/31	W, 81-79	Woods	Horton	Watson	Robinson	Filmore	#3	1-3
#23 Charleston	1/4	L, 92-79	Woods	Horton	Watson	Robinson	Filmore	#3	1-4
UNCW	1/7	L, 66-61	Woods	Horton	Watson	Robinson	Powell	#4	0-1
Elon	1/11	W, 80-71	Woods	Horton	Watson	Robinson	Johnson	#5	1-0
Stony Brook	1/14	W, 61-59	Woods	Horton	Watson	Robinson	Johnson	#5	2-0
Hampton	1/16	W, 79-67	Woods	Horton	Watson	Robinson	Johnson	#5	3-0
Towson	1/19	L, 79-67	Woods	Horton	Watson	Robinson	Johnson	#5	3-1
W&M	1/21	W, 90-86	Woods	Horton	Watson	Robinson	Johnson	#5	4-1
Drexel	1/26	W, 68-55	Woods	Horton	Watson	Robinson	Johnson	#6	5-1
Monmouth	1/28								
UNCW	2/2								
Elon	2/8								
Stony Brook	2/11								
Monmouth	2/13								
Towson	2/18								
Delaware	2/23								
Hampton	2/25								

A&T STARTING/GAMES PLAYED HISTORY

CAREER STARTS			CAREER GAMES PLAYED		
Name	Season	Career	Name	Season	Career
Love Bettis	0	0	Love Bettis	21	21
Justin Brooks	0	0	Justin Brooks	4	9
Trey Crews	0	0	Trey Crews	3	3
Kyle Duke	2	3	Kyle Duke	23	47
Tyrese Elliott	0	0	Tyrese Elliott	19	19
Webster Filmore	15	44	Webster Filmore	23	107
Ahmad Hamilton	0	0	Ahmad Hamilton	5	6
Demetric Horton	23	50	Demetric Horton	23	55
Austin Johnson	17	17	Austin Johnson	18	18
Chase McDuffie	0	0	Chase McDuffie	8	8
Harry Morrice	0	10	Harry Morrice	0	67
Duncan Powell	2	2	Duncan Powell	21	21
Garison Powell	0	0	Garison Powell	4	4
Jeremy Robinson	12	17	Jeremy Robinson	23	61
Marcus Watson	23	47	Marcus Watson	23	52
Kam Woods	22	22	Kam Woods	22	22

2022-23

NORTH CAROLINA A&T MEN'S BASKETBALL

NORTH CAROLINA A&T vs. Monmouth • Jan. 28, 2023 • 2 pm • FloHoops • Corbett Sports Center (5,700)

GAMES 24 • ncataggies.com • Twitter: @ncataggies • @ncatmbb • IG: @ncatathletics • @ncatmbb • FB: @ncatathletics

CAREER HIGHS

0

KYLE DUKE

Guard • 6-4 • 185 • Sophomore
Toronto, Canada • The Rock School

Points: 15 at Hampton, 2/16/22
Field Goals Made: 5 vs. St. Andrews, 11/22/22
Field Goal Attempts: 8 vs. Carver College, 12/3/21
3-Point Attempts: 2, 4x, last at Hampton, 2/16/22
3-Pointers Made: 2 at Hampton, 2/16/22
FT Attempts: 6 at Hampton, 2/16/22
Free Throws Made: 5 at Hampton, 2/16/22
Offensive Rebounds: 2, 2x, last vs. N. Mexico St., 12/22/22
Rebounds: 5 vs. Mid-Atlantic Christian, 12/21/21
Blocked Shots: 1, 3x, last at Northeastern, 12/29/22
Assists: 5 vs. Mid-Atlantic Christian, 12/21/21
Minutes: 27 vs. Carver College, 12/3/21
Steals: 2 vs. St. Andrews, 11/22/22

3

KAM WOODS

Guard • 6-2 • 185 • Sophomore
Bessemer, Ala. • Pinson Valley

Points: 30 vs. Charleston, 1/4/23
Field Goals Made: 12 vs. Charleston, 1/4/23
Field Goal Attempts: 21 vs. Texas Southern, 12/17/22
3-Point Attempts: 12 vs. Charleston, 1/4/23
3-Pointers Made: 6, 2x, last vs. UNCW, 1/7/23
FT Attempts: 11 at Northeastern, 12/29/22
Free Throws Made: 8 at Northeastern, 12/29/22
Offensive Rebounds: 3 vs. Norfolk St., 12/18/22
Rebounds: 11 vs. Drexel, 1/26/23
Blocked Shots: N/A
Assists: 8 vs. St. Andrews, 11/22/22
Minutes: 45 vs. Texas Southern, 12/17/22
Steals: 4, 2x, last at William & Mary, 1/21/23

1

JEREMY ROBINSON

Forward • 6-6 • 215 • Senior

Points: 17 vs. Radford, 3/2/22
Field Goals Made: 6 vs. Chicago St., 11/27/20
Field Goal Attempts: 12 vs. N. Mexico St., 12/22/22
3-Point Attempts: 5 vs. Longwood, 3/3/22
3-Pointers Made: 3 vs. Longwood, 3/3/22
FT Attempts: 7 vs. Radford, 3/2/22
Free Throws Made: 6 vs. Radford, 3/2/22
Offensive Rebounds: 4 vs. Longwood, 3/3/22
Rebounds: 8 vs. Greensboro College, 12/18/20
Blocked Shots: 2, 3x, last vs. Texas Southern, 12/17/22
Assists: 2, 5x, last at Radford, 1/8/22
Minutes: 37 vs. N. Mexico St., 12/22/22
Steals: 3 vs. St. Andrews, 11/22/22

4

MARCUS WATSON

Forward • 6-6 • 235 • Junior
Buford, Ga. • Buford

Points: 28, 2x, last at William & Mary, 1/21/23
Field Goals Made: 12 vs. Greensboro College, 11/26/22
Field Goal Attempts: 20 vs. Texas Southern, 12/17/22
3-Point Attempts: 9, 2x, last vs. Stony Brook, 1/14/23
3-Pointers Made: 5, 2x, last vs. Texas Southern, 12/17/22
FT Attempts: 10, 2x, last vs. USC Upstate, 1/29/22
Free Throws Made: 9 vs. Presbyterian, 1/5/22
Offensive Rebounds: 4 vs. Presbyterian, 1/5/22
Rebounds: 12, 3x, last vs. Charleston, 1/4/23
Blocked Shots: 3 at East Carolina, 12/7/21
Assists: 7 at William & Mary, 1/21/23
Minutes: 40 vs. Texas Southern, 12/17/22
Steals: 4 at William & Mary, 1/21/23

2

LOVE BETTIS

Guard • 6-0 • 170 • Sophomore
Pensacola, Fla. • JM Tate

Points: 15 vs. St. Andrews, 11/22/22
Field Goals Made: 5, 2x, last vs. UNCW, 1/7/23
Field Goal Attempts: 8, 3x, last vs. UNCW, 1/7/23
3-Point Attempts: 8 vs. St. Andrews, 11/22/22
3-Pointers Made: 5 vs. St. Andrews, 11/22/22
FT Attempts: 2, 3x, last vs. UNCW, 1/7/23
Free Throws Made: 2, 2x, last at UTEP, 12/21/22
Offensive Rebounds: 1, 4x, last vs. N. Mexico St., 12/22/22
Rebounds: 2, 3x, last vs. Gardner-Webb, 11/19/22
Blocked Shots: N/A
Assists: 3 vs. Edward Waters, 11/7/22
Minutes: 21 vs. Gardner-Webb, 11/19/22
Steals: 3 vs. Edward Waters, 11/7/22

5

TYRESE ELLIOTT

Guard • 6-2 • 190 • Freshman
Grayson, Ga. • Grayson

Points: 12 at Hofstra, 12/31/22
Field Goals Made: 5, 2x, last at William & Mary, 1/21/23
Field Goal Attempts: 8 at Hofstra, 12/31/22
3-Point Attempts: 4 at Hofstra, 12/31/22
3-Pointers Made: 2 vs. Edward Waters, 11/17/22
FT Attempts: 6 vs. Edward Waters, 11/17/22
Free Throws Made: 5 at Houston, 12/13/22
Offensive Rebounds: 2 vs. Edward Waters, 11/17/22
Rebounds: 5 vs. Edward Waters, 11/7/22
Blocked Shots: N/A
Assists: 2 at Hofstra, 12/31/22
Minutes: 20 at Iowa, 11/11/22
Steals: 5 at Houston, 12/13/22

2022-23

NORTH CAROLINA A&T MEN'S BASKETBALL

NORTH CAROLINA A&T vs. Monmouth • Jan. 28, 2023 • 2 pm • FloHoops • Corbett Sports Center (5,700)

GAMES 24 • ncataggies.com • Twitter: @ncataggies • @ncatmbb • IG: @ncatathletics • @ncatmbb • FB: @ncatathletics

CAREER HIGHS

10

JUSTIN BROOKS

Guard • 6-4 • 185 • Junior
Auburn, Ala. • Auburn HS

Points: 5 at East Carolina, 12/7/21

Field Goals Made: 2 at East Carolina, 12/7/21

Field Goal Attempts: 4 vs. Greensboro College, 12/18/20

3-Point Attempts: 3 vs. Greensboro College, 12/18/20

3-Pointers Made: 1, 2x, last vs. Edward Waters, 11/7/22

FT Attempts: 2, 2x, last vs. Greensboro College, 11/26/22

Free Throws Made: 2, 3x, last vs. Greensboro Coll., 11/26/22

Offensive Rebounds: 3 vs. Greensboro College, 11/26/22

Rebounds: 5 vs. Greensboro College, 12/18/20

Blocked Shots: N/A

Assists: 2 vs. Greensboro College, 12/18/20

Minutes: 6 vs. Carver College, 11/27/21

Steals: 1 vs. Greensboro College, 11/26/22

14

HARRY MORRICE

Center • 6-11 • 235 • Senior
Dundee, Scotland • Beckley Prep

Points: 14 at Gardner-Webb, 2/5/22

Field Goals Made: 6, 2x, last at Gardner-Webb, 2/5/22

Field Goal Attempts: 9, 2x, last at Gardner-Webb, 2/5/22

3-Point Attempts: 3, 2x, last at Gardner-Webb, 2/5/22

3-Pointers Made: 3 at Illinois, 12/29/19

FT Attempts: 5 vs. Mid-Atlantic Christian, 1/3/20

Free Throws Made: 4 at UMES, 1/11/20

Offensive Rebounds: 3 vs. Ohio, 11/26/20

Rebounds: 10 at South Florida, 11/15/21

Blocked Shots: 7 at South Florida, 11/15/21

Assists: 3 at UMES, 1/11/20

Minutes: 27 at South Florida, 11/15/21

Steals: 2, 4x, last vs. USC Upstate, 1/29/22

11

GARRISON POWELL

Guard • 6-4 • 185 • Freshman
Atlanta, Ga. • Holy Innocents Episcopal

Points: 3 vs. St. Andrews, 11/22/22

Field Goals Made: 1 vs. St. Andrews, 11/22/22

Field Goal Attempts: 1, 2x, last vs. Greensboro, 11/26/22

3-Point Attempts: 1, 2x, last vs. Greensboro, 11/26/22

3-Pointers Made: 1 vs. St. Andrews, 11/22/22

FT Attempts: N/A

Free Throws Made: N/A

Offensive Rebounds: 2 vs. Greensboro, 11/26/22

Rebounds: 2 vs. Greensboro, 11/26/22

Blocked Shots: N/A

Assists: 2 vs. St. Andrews, 11/22/22

Minutes: 5 vs. Greensboro, 11/26/22

Steals: 1 vs. Greensboro, 11/26/22

15

TREY CREWS

Guard • 6-1 • 170 • R-Freshman
Durham, N.C. • Hillside

Points: N/A

Field Goals Made: N/A

Field Goal Attempts: 2, 2x, last vs. Greensboro, 11/26/22

3-Point Attempts: 1, 2x, last vs. Greensboro, 11/26/22

3-Pointers Made: N/A

FT Attempts: N/A

Free Throws Made: N/A

Offensive Rebounds: N/A

Rebounds: 1, 2x, last vs. Greensboro, 11/26/22

Blocked Shots: N/A

Assists: 1, 2x, last vs. Greensboro, 11/26/22

Minutes: 4 vs. St. Andrews, 11/22/22

Steals: N/A

13

AUSTIN JOHNSON

Forward • 6-9 • 235 • Senior
Austell, Ga. • Wheeler/UC Irvine

Points: 22 vs. Pacific Union, 12/14/19 (at Irvine)

Field Goals Made: 9 vs. Bethesda (CA), 11/28/20 (at Irvine)

Field Goal Attempts: 10 at UC Riverside, 1/8/22 (at Irvine)

3-Point Attempts: 3, 2x, vs. UNCG, 11/30/22 (at A&T)

3-Pointers Made: 1, 3x, last vs. UNCG, 11/30/22 (at A&T)

FT Attempts: 9 vs. Pacific Union, 12/14/19 (at Irvine)

Free Throws Made: 8 vs. Pacific Union, 12/14/19 (at Irvine)

Offensive Rebounds: 7, 2x, last at Iowa, 11/11/22 (at A&T)

Rebounds: 16 vs. Bethesda (CA), 11/28/20 (at Irvine)

Blocked Shots: 5, 4x, last vs. Riverside, 2/10/22 (at Irvine)

Assists: 3 vs. Texas Southern, 12/17/22 (at A&T)

Minutes: 31 vs. Texas Southern, 12/17/22 (at A&T)

Steals: 2 at Wofford, 11/20/22

20

CHASE MCDUFFIE

Guard • 6-5 • 210 • R-Freshman
Columbia, SC • Gary Collegiate Academy

Points: 4 vs. Greensboro, 11/26/22

Field Goals Made: 2 vs. Greensboro, 11/26/22

Field Goal Attempts: 5 vs. Greensboro, 11/26/22

3-Point Attempts: 1, 4x, last vs. Greensboro, 11/26/22

3-Pointers Made: 1 vs. Edward Waters, 11/7/22

FT Attempts: 2 vs. St. Andrews, 11/22/22

Free Throws Made: 1 vs. St. Andrews, 11/22/22

Offensive Rebounds: 1 vs. Greensboro, 11/26/22

Rebounds: 2 vs. St. Andrews, 11/22/22

Blocked Shots: N/A

Assists: N/A

Minutes: 10 vs. St. Andrews, 11/22/22

Steals: 2 vs. St. Andrews, 11/22/22

2022-23

NORTH CAROLINA A&T MEN'S BASKETBALL

NORTH CAROLINA A&T vs. Monmouth • Jan. 28, 2023 • 2 pm • FloHoops • Corbett Sports Center (5,700)

GAMES 24 • ncataggies.com • Twitter: @ncataggies • @ncatmbb • IG: @ncatathletics • @ncatmbb • FB: @ncatathletics

CAREER HIGHS

23

AHMAD HAMILTON

Guard • 6-2 • 170 • R-Sophomore
Durham, NC • Southern Durham

Points: 7 vs. Mid-Atlantic Christian, 12/21/21
Field Goals Made: 2, 3x, last vs. Edward Waters, 11/7/22
Field Goal Attempts: 4 vs. Mid-Atlantic Christian, 12/21/21
3-Point Attempts: 2 vs. Mid-Atlantic Christian, 12/21/21
3-Pointers Made: 1 vs. Mid-Atlantic Christian, 12/21/21
FT Attempts: 2, 2x, last vs. Mid-Atlantic Christian, 12/21/21
Free Throws Made: 2 vs. Mid-Atlantic Christian, 12/21/21
Offensive Rebounds: N/A
Rebounds: 1, 2x, last vs. St. Andrews, 11/22/22
Blocked Shots: N/A
Assists: 2, 2x, last vs. St. Andrews, 11/22/22
Minutes: 6 vs. Carver College, 12/3/21
Steals: N/A

24

DEMETRIC HORTON

Guard • 6-5 • 200 • Senior
Raleigh, NC • Garner

Points: 26 vs. Presbyterian, 1/5/22
Field Goals Made: 10 vs. Presbyterian, 1/5/22
Field Goal Attempts: 15 at High Point, 1/15/22
3-Point Attempts: 10 vs. Samford, 11/26/21
3-Pointers Made: 6, 2x, last vs. N. Mexico St., 12/22/22
FT Attempts: 6, 2x, last at Campbell, 2/19/22
Free Throws Made: 5 vs. UNCG, 11/30/22
Offensive Rebounds: 4 at Winthrop, 2/3/22
Rebounds: 11 vs. Stony Brook, 1/14/23
Blocked Shots: 2 vs. Longwood, 3/4/22
Assists: 7 vs. UNCG, 11/30/22
Minutes: 43 vs. Texas Southern, 12/17/22
Steals: 4, 2x, last vs. UNCW, 1/7/23

25

WEBSTER FILMORE

Forward • 6-7 • 225 • Graduate
Charlotte, NC • Phillip O. Berry Academy

Points: 13 at S.C. State, 1/2/22
Field Goals Made: 6 vs. S.C. State, 1/2/22
Field Goal Attempts: 8 at Florida A&M, 2/21/21
3-Point Attempts: N/A
3-Pointers Made: N/A
FT Attempts: 6, 2x, last vs. UNCG, 12/22/20
Free Throws Made: 6 vs. UNCG, 12/22/20
Offensive Rebounds: 6, 2x, last vs. Hampton, 1/12/22
Rebounds: 14 at N.C. Central, 2/24/01
Blocked Shots: 3 at Florida A&M, 2/21/21
Assists: 2, 2x, last at Radford, 1/8/22
Minutes: 34 at N.C. Central, 2/24/21
Steals: 4 at ETSU, 12/14/21

31

DUNCAN POWELL

Forward • 6-8 • 225 • R-Freshman
Dallas, Texas • Desoto

Points: 20 vs. Charleston, 1/4/23
Field Goals Made: 7, 2x, last vs. Charleston, 1/4/23
Field Goal Attempts: 14 vs. Charleston, 1/4/23
3-Point Attempts: 6 vs. Charleston, 1/4/23
3-Pointers Made: 3 vs. Charleston, 1/4/23
FT Attempts: 7, 2x, last vs. UNCW, 1/7/23
Free Throws Made: 5, 3x, last at Elon, 1/13/23
Offensive Rebounds: 3, 2x, last at Elon, 1/13/23
Rebounds: 12 at Hofstra, 12/31/22
Blocked Shots: 1, 9x, last vs. Charleston, 1/4/23
Assists: 3 vs. Edward Waters, 11/7/22
Minutes: 31 vs. Charleston, 1/4/23
Steals: 3 vs. Greensboro College, 11/26/22

34

WILL FELTON

Forward • 6-9 • 260 • R-Freshman
Raleigh, NC • Millbrook

Has not played this season.

2022-23 N.C. A&T AGGIES MEN'S BASKETBALL



Kyle Duke
#0 • G • So. • 6-4
Toronto, Canada



Jeremy Robinson
#1 • F • Sr. • 6-6
Raleigh, N.C.



Love Bettis
#2 • G • So. • 6-0
Pensacola, Fla.



Kam Woods
#3 • G • So. • 6-2
Bessemer, Ala.



Marcus Watson
#4 • G/F • Jr. • 6-6
Buford, Ga.



Tyrese Elliott
#5 • G • Fr. • 6-2
Grayson, Ga.



Justin Brooks
#10 • G • Jr. • 6-1
Auburn, Ala.



Garrison Powell
#11 • G • Fr. • 6-4
Atlanta, Ga.



Austin Johnson
#13 • F • Sr. • 6-9
Austell, Ga.



Harry Morrice
#14 • C • Sr. • 6-11
Dundee, United Kingdom



Trey Crews
#15 • G • Fr. • 6-1
Durham, N.C.



Chase McDuffie
#20 • G/F • Fr. • 6-5
Columbia, S.C.



Ahmad Hamilton
#23 • G • So. • 6-2
Durham, N.C.



Demetric Horton
#24 • G • Sr. • 6-5
Raleigh, N.C.



Webster Filmore
#25 • F • Gr. • 6-7
Charlotte, N.C.



Duncan Powell
#31 • F • Fr. • 6-8
Dallas, Texas



Will Felton
#34 • C • Fr. • 6-9
Raleigh, N.C.



Phillip Shumpert
Interim Head Coach
4th season overall



Bruce Martin
Assistant Coach
3rd season



Sam Hunt
Assistant Coach
3rd season



2022-23 N.C. A&T Men's Basketball
Season/Career Statistics
All games

Page 1/1
as of Jan 28, 2023

Summary

Player	Season Statistics										Career Statistics									
	GP-GS	MIN/G	FG%	3FG%	FT%	R/G	A/G	STL	BLK	PTS/G	GP-GS	MIN/G	FG%	3FG%	FT%	R/G	A/G	STL	BLK	PTS/G
BETTIS, Love	21-0	12.3	.394	.405	.833	1.2	0.7	9	0	4.0	21-0	12.3	.394	.405	.833	1.2	0.7	9	0	4.0
BROOKS, Justin	4-0	3.3	.500	.500	1.000	1.5	0.8	1	0	1.8	10-0	3.3	.417	.250	.833	1.2	0.6	1	0	1.7
CREWS, Trey	3-0	2.9	.000	.000	.000	0.7	0.7	0	1	0.0	7-0	3.6	.167	.000	.625	0.4	0.6	1	2	1.0
DUKE, Kyle	23-2	9.7	.529	.500	.737	1.0	0.7	9	3	3.0	47-3	10.2	.486	.438	.722	0.9	0.8	18	3	3.0
ELLIOTT, Tyrese	19-0	10.0	.377	.222	.583	1.1	0.3	14	0	3.2	19-0	10.0	.377	.222	.583	1.1	0.3	14	0	3.2
FILMORE, Webster	23-15	15.3	.580	.000	.563	2.7	0.5	10	7	2.9	108-44	12.7	.567	.000	.512	2.5	0.2	43	29	2.9
HAMILTON, Ahmad	5-0	3.4	.600	.000	1.000	0.2	0.4	0	0	1.4	10-0	3.5	.583	.333	.500	0.2	0.4	0	0	1.9
HORTON, Demetric	23-23	32.5	.466	.450	.789	5.1	2.6	34	7	11.3	78-50	26.8	.448	.382	.752	4.4	2.1	100	30	10.4
JOHNSON, Austin	18-17	24.1	.484	.214	.594	5.8	0.9	12	18	6.1	102-42	17.4	.527	.214	.737	4.5	0.3	26	127	5.2
MCDUFFIE, Chase	8-0	6.1	.333	.200	.500	0.8	0.0	4	0	1.3	8-0	6.1	.333	.200	.500	0.8	0.0	4	0	1.3
POWELL, Duncan	21-2	20.6	.402	.212	.619	5.0	0.7	16	12	6.7	22-2	19.6	.402	.212	.619	4.7	0.7	16	12	6.4
POWELL, Garrison	4-0	3.1	.500	.500	.000	0.5	0.8	1	0	0.8	4-0	3.1	.500	.500	.000	0.5	0.8	1	0	0.8
ROBINSON, Jeremy	23-12	20.1	.384	.256	.471	2.3	0.2	7	5	4.4	71-17	16.2	.439	.344	.602	2.3	0.4	22	11	5.3
WATSON, Marcus	23-23	28.6	.444	.282	.758	4.8	2.3	16	8	14.2	64-47	23.8	.417	.276	.703	4.8	1.5	43	22	11.4
WOODS, Kam	22-21	35.0	.409	.383	.696	4.3	3.5	37	0	18.9	22-21	35.0	.409	.383	.696	4.3	3.5	37	0	18.9

Scoring

Player	Season Statistics								Career Statistics							
	FG-FGA	FG%	3FG-3FGA	3FG%	FT-FTA	FT%	PTS	PTS/G	FG-FGA	FG%	3FG-3FGA	3FG%	FT-FTA	FT%	PTS	PTS/G
BETTIS, Love	28-71	.394	17-42	.405	10-12	.833	83	4.0	28-71	.394	17-42	.405	10-12	.833	83	4.0
BROOKS, Justin	2-4	.500	1-2	.500	2-2	1.000	7	1.8	5-12	.417	2-8	.250	5-6	.833	17	1.7
CREWS, Trey	0-4	.000	0-2	.000	0-0	.000	0	0.0	1-6	.167	0-2	.000	5-8	.625	7	1.0
DUKE, Kyle	27-51	.529	2-4	.500	14-19	.737	70	3.0	53-109	.486	7-16	.438	26-36	.722	139	3.0
ELLIOTT, Tyrese	20-53	.377	6-27	.222	14-24	.583	60	3.2	20-53	.377	6-27	.222	14-24	.583	60	3.2
FILMORE, Webster	29-50	.580	0-0	.000	9-16	.563	67	2.9	136-240	.567	0-0	.000	44-86	.512	316	2.9
HAMILTON, Ahmad	3-5	.600	0-0	.000	1-1	1.000	7	1.4	7-12	.583	1-3	.333	4-8	.500	19	1.9
HORTON, Demetric	90-193	.466	50-111	.450	30-38	.789	260	11.3	296-661	.448	143-374	.382	76-101	.752	811	10.4
JOHNSON, Austin	44-91	.484	3-14	.214	19-32	.594	110	6.1	202-383	.527	3-14	.214	123-167	.737	530	5.2
MCDUFFIE, Chase	4-12	.333	1-5	.200	1-2	.500	10	1.3	4-12	.333	1-5	.200	1-2	.500	10	1.3
POWELL, Duncan	47-117	.402	7-33	.212	39-63	.619	140	6.7	47-117	.402	7-33	.212	39-63	.619	140	6.4
POWELL, Garrison	1-2	.500	1-2	.500	0-0	.000	3	0.8	1-2	.500	1-2	.500	0-0	.000	3	0.8
ROBINSON, Jeremy	38-99	.384	10-39	.256	16-34	.471	102	4.4	136-310	.439	45-131	.344	56-93	.602	373	5.3
WATSON, Marcus	124-279	.444	29-103	.282	50-66	.758	327	14.2	271-650	.417	67-243	.276	123-175	.703	732	11.4
WOODS, Kam	141-345	.409	69-180	.383	64-92	.696	415	18.9	141-345	.409	69-180	.383	64-92	.696	415	18.9

Totals

Player	Season Statistics									Career Statistics								
	O-REB	D-REB	TOTAL	PF	FO	A	TO	A/TO		O-REB	D-REB	TOTAL	PF	FO	A	TO	A/TO	
BETTIS, Love	6	19	25	24	0	14	13	1.1		6	19	25	24	0	14	13	1.1	
BROOKS, Justin	3	3	6	2	0	3	0	0.0		6	6	12	3	0	6	2	3.0	
CREWS, Trey	0	2	2	1	0	2	2	1.0		1	2	3	4	0	4	3	1.3	
DUKE, Kyle	7	16	23	24	0	15	11	1.4		13	31	44	54	0	39	39	1.0	
ELLIOTT, Tyrese	5	16	21	27	0	5	9	0.6		5	16	21	27	0	5	9	0.6	
FILMORE, Webster	17	44	61	48	1	11	17	0.6		116	150	266	198	5	25	69	0.4	
HAMILTON, Ahmad	0	1	1	0	0	2	1	2.0		0	2	2	1	0	4	3	1.3	
HORTON, Demetric	12	106	118	40	0	60	30	2.0		54	287	341	132	0	166	112	1.5	
JOHNSON, Austin	29	75	104	50	2	16	22	0.7		145	317	462	236	5	31	116	0.3	
MCDUFFIE, Chase	1	5	6	6	0	0	0	0.0		1	5	6	6	0	0	0	0.0	
POWELL, Duncan	28	76	104	34	0	15	25	0.6		28	76	104	35	0	15	25	0.6	
POWELL, Garrison	2	0	2	2	0	3	0	0.0		2	0	2	2	0	3	0	0.0	
ROBINSON, Jeremy	15	37	52	38	0	5	14	0.4		48	114	162	89	1	31	54	0.6	
WATSON, Marcus	30	81	111	61	2	52	71	0.7		80	226	306	124	2	93	133	0.7	
WOODS, Kam	20	75	95	37	0	77	51	1.5		20	75	95	37	0	77	51	1.5	



2022-23 N.C. A&T Men's Basketball
Individual Game-by-Game
All games

Page 1/15
as of Jan 28, 2023

#0 DUKE, Kyle

Opponent	Date	GS	MIN	Total		3-Pointers		Free throws		Rebounds				PF	A	TO	BLK	STL	PTS	AVG
				FG-FGA	PCT	3FG-3FGA	PCT	FT-FTA	PCT	OFF	DEF	TOT	AVG							
Edward Waters	11/07/2022		09:16	1-4	.250	0-1	.000	1-2	.500	1	0	1	1.0	0	2	1	0	0	3	3.0
at Iowa	11/11/2022		14:19	1-3	.333	0-0	.000	2-2	1.000	1	0	1	1.0	3	0	1	0	0	4	3.5
at Iowa St.	11/13/2022		05:01	1-1	1.000	0-0	.000	1-1	1.000	0	0	0	0.7	1	0	0	0	1	3	3.3
vs Gardner-Webb	11/19/2022	*	19:03	1-2	.500	1-1	1.000	0-0	.000	0	2	2	1.0	0	2	1	0	0	3	3.3
at Wofford	11/20/2022	*	05:55	0-0	.000	0-0	.000	0-0	.000	0	1	1	1.0	1	1	0	0	0	0	2.6
St. Andrews	11/22/2022		12:00	5-6	.833	1-1	1.000	0-0	.000	0	3	3	1.3	2	1	0	0	2	11	4.0
Greensboro	11/26/2022		12:43	1-3	.333	0-0	.000	3-4	.750	1	1	2	1.4	0	1	1	0	1	5	4.1
UNC Greensboro	11/30/2022		10:48	1-2	.500	0-0	.000	2-2	1.000	1	1	2	1.5	2	0	2	0	1	4	4.1
at Houston	12/13/2022		06:56	0-0	.000	0-0	.000	0-0	.000	0	0	0	1.3	0	0	0	0	0	0	3.7
vs Texas Southern	12/17/2022		05:00	0-1	.000	0-0	.000	0-0	.000	0	0	0	1.2	0	0	0	1	0	0	3.3
vs Norfolk St.	12/18/2022		17:55	3-5	.600	0-0	.000	1-2	.500	1	2	3	1.4	4	2	2	1	1	7	3.6
at UTEP	12/21/2022		11:33	0-0	.000	0-0	.000	0-0	.000	0	0	0	1.3	1	0	0	0	0	0	3.3
vs New Mexico St.	12/22/2022		12:37	1-3	.333	0-0	.000	2-2	1.000	2	2	4	1.5	3	0	2	0	0	4	3.4
at Northeastern	12/29/2022		05:48	0-1	.000	0-0	.000	0-0	.000	0	0	0	1.4	0	0	0	1	0	0	3.1
at Hofstra	12/31/2022		13:35	2-4	.500	0-1	.000	0-0	.000	0	1	1	1.3	0	1	0	0	0	4	3.2
Col. of Charleston	01/04/2023		12:31	4-4	1.000	0-0	.000	0-0	.000	0	0	0	1.3	2	2	0	0	2	8	3.5
UNCW	01/07/2023		13:54	1-3	.333	0-0	.000	0-0	.000	0	1	1	1.2	2	1	0	0	0	2	3.4
at Elon	01/11/2023		02:47	0-0	.000	0-0	.000	0-0	.000	0	0	0	1.2	0	0	0	0	0	0	3.2
Stony Brook	01/14/2023		01:43	0-1	.000	0-0	.000	0-0	.000	0	0	0	1.1	0	0	0	0	0	0	3.1
at Hampton	01/16/2023		08:00	2-3	.667	0-0	.000	0-0	.000	0	1	1	1.1	1	2	0	0	0	4	3.1
Towson	01/19/2023		05:03	0-0	.000	0-0	.000	0-0	.000	0	1	1	1.1	1	0	0	0	0	0	3.0
at William & Mary	01/21/2023		11:08	3-4	.750	0-0	.000	2-4	.500	0	0	0	1.0	1	0	0	0	1	8	3.2
Drexel	01/26/2023		05:29	0-1	.000	0-0	.000	0-0	.000	0	0	0	1.0	0	0	1	0	0	0	3.0
Totals		2	223:04	27-51	.529	2-4	.500	14-19	.737	7	16	23	1.0	24	15	11	3	9	70	3.0

Player Averages

Games Played	Minutes/game	Points/game	FG Pct	3FG Pct	FT Pct	Rebounds/game	Assists/game	Turnovers/game	Assist/Turnover ratio	Steals/game	Blocks/game
23	9.7	3.0	52.9	50.0	73.7	1.0	0.7	0.5	1.4	0.4	0.1



2022-23 N.C. A&T Men's Basketball
Individual Game-by-Game
All games

Page 2/15
as of Jan 28, 2023

#1 ROBINSON, Jeremy

Opponent	Date	GS	MIN	Total		3-Pointers		Free throws		Rebounds				PF	A	TO	BLK	STL	PTS	AVG
				FG-FGA	PCT	3FG-3FGA	PCT	FT-FTA	PCT	OFF	DEF	TOT	AVG							
Edward Waters	11/07/2022		17:59	1-5	.200	1-4	.250	0-2	.000	0	2	2	2.0	3	0	0	1	0	3	3.0
at Iowa	11/11/2022		07:17	1-1	1.000	1-1	1.000	0-0	.000	0	1	1	1.5	1	0	1	0	0	3	3.0
at Iowa St.	11/13/2022		16:29	1-2	.500	1-1	1.000	1-2	.500	0	2	2	1.7	0	0	0	0	1	4	3.3
vs Gardner-Webb	11/19/2022		33:06	4-7	.571	1-2	.500	2-2	1.000	0	6	6	2.8	2	0	1	0	0	11	5.3
at Wofford	11/20/2022		14:37	1-4	.250	0-2	.000	0-0	.000	1	2	3	2.8	2	1	1	0	0	2	4.6
St. Andrews	11/22/2022		20:15	0-4	.000	0-3	.000	0-0	.000	0	0	0	2.3	2	0	0	0	3	0	3.8
Greensboro	11/26/2022		12:06	0-4	.000	0-3	.000	0-0	.000	0	0	0	2.0	2	0	0	0	0	0	3.3
UNC Greensboro	11/30/2022		10:10	0-1	.000	0-1	.000	0-0	.000	0	1	1	1.9	3	0	1	0	0	0	2.9
at Houston	12/13/2022		10:17	0-0	.000	0-0	.000	0-0	.000	0	0	0	1.7	0	0	1	0	0	0	2.6
vs Texas Southern	12/17/2022		28:00	1-6	.167	0-2	.000	0-1	.000	3	3	6	2.1	2	1	1	2	1	2	2.5
vs Norfolk St.	12/18/2022		23:19	3-5	.600	2-3	.667	2-3	.667	0	1	1	2.0	0	0	0	1	0	10	3.2
at UTEP	12/21/2022	*	30:10	4-8	.500	1-2	.500	3-6	.500	1	2	3	2.1	3	0	3	0	0	12	3.9
vs New Mexico St.	12/22/2022	*	37:28	5-12	.417	2-4	.500	1-2	.500	2	4	6	2.4	2	0	1	0	1	13	4.6
at Northeastern	12/29/2022	*	32:13	5-7	.714	0-2	.000	1-2	.500	2	1	3	2.4	4	0	0	1	0	11	5.1
at Hofstra	12/31/2022	*	19:13	1-1	1.000	0-0	.000	0-0	.000	1	1	2	2.4	1	0	1	0	0	2	4.9
Col. of Charleston	01/04/2023	*	18:05	1-5	.200	0-0	.000	0-0	.000	1	0	1	2.3	1	0	1	0	0	2	4.7
UNCW	01/07/2023	*	14:36	0-1	.000	0-0	.000	0-0	.000	0	1	1	2.2	2	0	0	0	0	0	4.4
at Elon	01/11/2023	*	22:05	2-4	.500	0-1	.000	3-6	.500	1	3	4	2.3	0	1	0	0	0	7	4.6
Stony Brook	01/14/2023	*	15:38	2-6	.333	0-3	.000	0-0	.000	0	0	0	2.2	0	1	0	0	0	4	4.5
at Hampton	01/16/2023	*	26:00	4-8	.500	1-3	.333	0-2	.000	2	5	7	2.5	3	0	0	0	1	9	4.8
Towson	01/19/2023	*	10:58	1-1	1.000	0-0	.000	0-0	.000	0	0	0	2.3	1	0	0	0	0	2	4.6
at William & Mary	01/21/2023	*	13:09	0-3	.000	0-1	.000	0-0	.000	0	2	2	2.3	3	0	1	0	0	0	4.4
Drexel	01/26/2023	*	29:08	1-4	.250	0-1	.000	3-6	.500	1	0	1	2.3	1	1	1	0	0	5	4.4
Totals		12	462:18	38-99	.384	10-39	.256	16-34	.471	15	37	52	2.3	38	5	14	5	7	102	4.4

Player Averages

Games Played	Minutes/ game	Points/ game	FG Pct	3FG Pct	FT Pct	Rebounds/ game	Assists/ game	Turnovers/ game	Assist/Turnover ratio	Steals/ game	Blocks/ game
23	20.1	4.4	38.4	25.6	47.1	2.3	0.2	0.6	0.4	0.3	0.2



**2022-23 N.C. A&T Men's Basketball
Individual Game-by-Game
All games**

Page 3/15
as of Jan 28, 2023

#2 BETTIS, Love

Opponent	Date	GS	MIN	Total		3-Pointers		Free throws		Rebounds				PF	A	TO	BLK	STL	PTS	AVG
				FG-FGA	PCT	3FG-3FGA	PCT	FT-FTA	PCT	OFF	DEF	TOT	AVG							
Edward Waters	11/07/2022		19:49	4-8	.500	2-5	.400	0-0	.000	1	2	3	3.0	3	3	1	0	3	10	10.0
at Iowa	11/11/2022		08:08	0-3	.000	0-1	.000	0-0	.000	0	2	2	2.5	2	1	2	0	0	0	5.0
at Iowa St.	11/13/2022		14:16	2-3	.667	1-1	1.000	0-0	.000	0	0	0	1.7	0	0	1	0	0	5	5.0
vs Gardner-Webb	11/19/2022		20:43	2-5	.400	0-2	.000	0-0	.000	1	2	3	2.0	2	1	3	0	1	4	4.8
at Wofford	11/20/2022		15:49	0-4	.000	0-2	.000	0-0	.000	0	1	1	1.8	1	1	0	0	0	0	3.8
St. Andrews	11/22/2022		17:03	5-8	.625	5-8	.625	0-0	.000	0	0	0	1.5	0	1	0	0	0	15	5.7
Greensboro	11/26/2022		16:18	3-6	.500	2-4	.500	2-2	1.000	0	1	1	1.4	1	0	1	0	0	10	6.3
UNC Greensboro	11/30/2022		13:06	1-2	.500	1-2	.500	0-0	.000	0	1	1	1.4	1	0	0	0	0	3	5.9
at Houston	12/13/2022		10:34	0-2	.000	0-1	.000	0-0	.000	0	0	0	1.2	0	0	2	0	0	0	5.2
vs Norfolk St.	12/18/2022		07:55	0-3	.000	0-1	.000	0-0	.000	0	0	0	1.1	0	0	0	0	0	0	4.7
at UTEP	12/21/2022		07:51	0-1	.000	0-1	.000	2-2	1.000	1	1	2	1.2	0	1	1	0	0	2	4.5
vs New Mexico St.	12/22/2022		12:57	1-3	.333	1-3	.333	0-0	.000	1	0	1	1.2	0	0	0	0	0	3	4.3
at Northeastern	12/29/2022		05:26	0-0	.000	0-0	.000	0-0	.000	0	0	0	1.1	0	1	0	0	0	0	4.0
Col. of Charleston	01/04/2023		03:34	0-0	.000	0-0	.000	0-0	.000	0	1	1	1.1	2	0	0	0	0	0	3.7
UNCW	01/07/2023		17:24	5-8	.625	2-5	.400	1-2	.500	0	3	3	1.2	3	0	1	0	1	13	4.3
at Elon	01/11/2023		20:15	2-5	.400	2-3	.667	0-0	.000	0	1	1	1.2	2	2	0	0	0	6	4.4
Stony Brook	01/14/2023		13:41	0-2	.000	0-1	.000	1-2	.500	1	1	2	1.2	4	0	0	0	1	1	4.2
at Hampton	01/16/2023		13:00	0-2	.000	0-1	.000	2-2	1.000	0	1	1	1.2	0	1	0	0	1	2	4.1
Towson	01/19/2023		13:14	3-6	.500	1-1	1.000	0-0	.000	1	2	3	1.3	2	2	1	0	2	7	4.3
at William & Mary	01/21/2023		03:44	0-0	.000	0-0	.000	0-0	.000	0	0	0	1.3	0	0	0	0	0	0	4.1
Drexel	01/26/2023		03:30	0-0	.000	0-0	.000	2-2	1.000	0	0	0	1.2	1	0	0	0	0	2	4.0
Totals		0	258:16	28-71	.394	17-42	.405	10-12	.833	6	19	25	1.2	24	14	13	0	9	83	4.0

Player Averages

Games Played	Minutes/ game	Points/ game	FG Pct	3FG Pct	FT Pct	Rebounds/ game	Assists/ game	Turnovers/ game	Assist/Turnover ratio	Steals/ game	Blocks/ game
21	12.3	4.0	39.4	40.5	83.3	1.2	0.7	0.6	1.1	0.4	0.0



**2022-23 N.C. A&T Men's Basketball
Individual Game-by-Game
All games**

Page 4/15
as of Jan 28, 2023

#3 WOODS, Kam

Opponent	Date	GS	MIN	Total		3-Pointers		Free throws		Rebounds				PF	A	TO	BLK	STL	PTS	AVG
				FG-FGA	PCT	3FG-3FGA	PCT	FT-FTA	PCT	OFF	DEF	TOT	AVG							
Edward Waters	11/07/2022	*	22:55	8-14	.571	4-8	.500	2-2	1.000	1	2	3	3.0	1	2	1	0	2	22	22.0
at Iowa	11/11/2022	*	34:16	7-19	.368	2-9	.222	2-2	1.000	2	5	7	5.0	2	3	6	0	0	18	20.0
at Iowa St.	11/13/2022	*	33:05	4-11	.364	3-6	.500	6-8	.750	1	0	1	3.7	0	0	4	0	1	17	19.0
at Wofford	11/20/2022		29:18	6-14	.429	5-9	.556	0-0	.000	2	1	3	3.5	2	2	0	0	0	17	18.5
St. Andrews	11/22/2022	*	21:07	8-15	.533	3-9	.333	0-0	.000	0	0	0	2.8	1	8	1	0	3	19	18.6
Greensboro	11/26/2022	*	22:44	0-6	.000	0-3	.000	3-4	.750	0	6	6	3.3	1	3	1	0	4	3	16.0
UNC Greensboro	11/30/2022	*	32:25	6-18	.333	4-11	.364	7-8	.875	0	4	4	3.4	3	0	1	0	2	23	17.0
at Houston	12/13/2022	*	35:32	10-18	.556	3-8	.375	3-6	.500	1	5	6	3.8	1	2	2	0	3	26	18.1
vs Texas Southern	12/17/2022	*	45:00	7-21	.333	2-11	.182	2-2	1.000	1	5	6	4.0	1	1	3	0	1	18	18.1
vs Norfolk St.	12/18/2022	*	37:59	4-15	.267	4-9	.444	3-4	.750	3	2	5	4.1	2	6	1	0	1	15	17.8
at UTEP	12/21/2022	*	32:09	6-18	.333	4-10	.400	1-1	1.000	2	2	4	4.1	2	2	4	0	1	17	17.7
vs New Mexico St.	12/22/2022	*	36:58	4-15	.267	3-10	.300	2-2	1.000	0	7	7	4.3	1	4	1	0	2	13	17.3
at Northeastern	12/29/2022	*	40:00	7-17	.412	1-3	.333	8-11	.727	1	3	4	4.3	4	4	4	0	3	23	17.8
at Hofstra	12/31/2022	*	40:00	5-14	.357	2-7	.286	0-2	.000	1	2	3	4.2	2	7	3	0	2	12	17.4
Col. of Charleston	01/04/2023	*	40:00	12-20	.600	6-12	.500	0-0	.000	1	5	6	4.3	2	6	3	0	1	30	18.2
UNCW	01/07/2023	*	34:36	8-16	.500	6-9	.667	2-4	.500	0	0	0	4.1	4	1	2	0	1	24	18.6
at Elon	01/11/2023	*	38:36	4-14	.286	2-9	.222	3-5	.600	0	3	3	4.0	2	5	0	0	2	13	18.2
Stony Brook	01/14/2023	*	38:54	7-15	.467	3-9	.333	2-3	.667	1	1	2	3.9	2	2	2	0	1	19	18.3
at Hampton	01/16/2023	*	38:00	9-17	.529	4-8	.500	5-7	.714	0	3	3	3.8	1	4	2	0	0	27	18.7
Towson	01/19/2023	*	40:00	9-18	.500	5-10	.500	6-7	.857	1	5	6	4.0	0	2	4	0	1	29	19.3
at William & Mary	01/21/2023	*	38:36	6-16	.375	2-5	.400	5-9	.556	0	5	5	4.0	1	6	1	0	4	19	19.2
Drexel	01/26/2023	*	37:30	4-14	.286	1-5	.200	2-5	.400	2	9	11	4.3	2	7	5	0	2	11	18.9
Totals			21	769:40	.409	69-180	.383	64-92	.696	20	75	95	4.3	37	77	51	0	37	415	18.9

Player Averages

Games Played	Minutes/ game	Points/ game	FG Pct	3FG Pct	FT Pct	Rebounds/ game	Assists/ game	Turnovers/ game	Assist/Turnover ratio	Steals/ game	Blocks/ game
22	35.0	18.9	40.9	38.3	69.6	4.3	3.5	2.3	1.5	1.7	0.0



2022-23 N.C. A&T Men's Basketball
Individual Game-by-Game
All games

Page 5/15
as of Jan 28, 2023

#4 WATSON, Marcus

Opponent	Date	GS	MIN	Total		3-Pointers		Free throws		Rebounds				PF	A	TO	BLK	STL	PTS	AVG
				FG-FGA	PCT	3FG-3FGA	PCT	FT-FTA	PCT	OFF	DEF	TOT	AVG							
Edward Waters	11/07/2022	*	12:16	3-6	.500	0-1	.000	1-2	.500	1	3	4	4.0	3	1	3	0	0	7	7.0
at Iowa	11/11/2022	*	20:05	7-11	.636	2-4	.500	0-0	.000	1	4	5	4.5	4	1	3	1	0	16	11.5
at Iowa St.	11/13/2022	*	22:43	1-5	.200	0-3	.000	2-2	1.000	0	2	2	3.7	2	1	3	0	1	4	9.0
vs Gardner-Webb	11/19/2022	*	32:27	5-9	.556	2-4	.500	2-2	1.000	1	3	4	3.8	3	5	6	2	0	14	10.3
at Wofford	11/20/2022	*	32:30	7-16	.438	1-7	.143	1-3	.333	1	3	4	3.8	3	4	2	0	1	16	11.4
St. Andrews	11/22/2022	*	18:54	7-13	.538	1-5	.200	2-3	.667	1	2	3	3.7	1	4	2	0	2	17	12.3
Greensboro	11/26/2022	*	23:52	12-17	.706	1-3	.333	2-3	.667	1	3	4	3.7	2	1	2	2	0	27	14.4
UNC Greensboro	11/30/2022	*	32:10	5-12	.417	0-3	.000	3-4	.750	3	6	9	4.4	4	1	1	0	1	13	14.3
at Houston	12/13/2022	*	22:44	1-7	.143	1-3	.333	0-0	.000	2	1	3	4.2	5	2	4	1	0	3	13.0
vs Texas Southern	12/17/2022	*	40:00	9-20	.450	5-9	.556	2-4	.500	2	10	12	5.0	3	1	5	0	1	25	14.2
vs Norfolk St.	12/18/2022	*	28:44	3-8	.375	2-4	.500	4-6	.667	0	4	4	4.9	3	3	6	1	0	12	14.0
at UTEP	12/21/2022	*	26:13	3-6	.500	1-3	.333	2-2	1.000	2	2	4	4.8	1	3	2	0	0	9	13.6
vs New Mexico St.	12/22/2022	*	33:33	5-13	.385	3-8	.375	7-8	.875	3	1	4	4.8	3	2	2	0	0	20	14.1
at Northeastern	12/29/2022	*	30:42	6-14	.429	0-4	.000	0-0	.000	0	1	1	4.5	4	3	2	0	0	12	13.9
at Hofstra	12/31/2022	*	30:19	3-7	.429	0-4	.000	0-0	.000	1	2	3	4.4	1	1	5	0	0	6	13.4
Col. of Charleston	01/04/2023	*	33:13	5-17	.294	0-2	.000	2-2	1.000	3	9	12	4.9	2	2	2	0	0	12	13.3
UNCW	01/07/2023	*	09:49	0-2	.000	0-0	.000	0-0	.000	0	0	0	4.6	2	0	2	0	0	0	12.5
at Elon	01/11/2023	*	35:54	9-19	.474	1-7	.143	1-3	.333	3	5	8	4.8	5	1	6	0	1	20	12.9
Stony Brook	01/14/2023	*	35:00	8-18	.444	2-9	.222	0-0	.000	0	7	7	4.9	2	2	0	1	2	18	13.2
at Hampton	01/16/2023	*	30:00	6-13	.462	0-3	.000	4-6	.667	1	3	4	4.9	4	3	2	0	1	16	13.4
Towson	01/19/2023	*	34:17	2-10	.200	0-3	.000	6-7	.857	1	0	1	4.7	2	3	3	0	0	10	13.2
at William & Mary	01/21/2023	*	33:39	10-19	.526	3-7	.429	5-5	1.000	1	4	5	4.7	1	7	5	0	4	28	13.9
Drexel	01/26/2023	*	37:59	7-17	.412	4-7	.571	4-4	1.000	2	6	8	4.8	1	1	3	0	2	22	14.2
Totals			23 657:03	124-279	.444	29-103	.282	50-66	.758	30	81	111	4.8	61	52	71	8	16	327	14.2

Player Averages

Games Played	Minutes/game	Points/game	FG Pct	3FG Pct	FT Pct	Rebounds/game	Assists/game	Turnovers/game	Assist/Turnover ratio	Steals/game	Blocks/game
23	28.6	14.2	44.4	28.2	75.8	4.8	2.3	3.1	0.7	0.7	0.3



2022-23 N.C. A&T Men's Basketball
Individual Game-by-Game
All games

Page 6/15
as of Jan 28, 2023

#5 ELLIOTT, Tyrese

Opponent	Date	GS	MIN	Total		3-Pointers		Free throws		Rebounds				PF	A	TO	BLK	STL	PTS	AVG
				FG-FGA	PCT	3FG-3FGA	PCT	FT-FTA	PCT	OFF	DEF	TOT	AVG							
Edward Waters	11/07/2022		17:57	3-5	.600	2-3	.667	3-6	.500	2	3	5	5.0	4	0	1	0	2	11	11.0
at Iowa	11/11/2022		19:37	1-6	.167	0-3	.000	0-0	.000	0	2	2	3.5	3	1	2	0	0	2	6.5
at Iowa St.	11/13/2022		13:17	0-4	.000	0-3	.000	0-0	.000	0	1	1	2.7	3	0	1	0	1	0	4.3
vs Gardner-Webb	11/19/2022		16:49	1-6	.167	0-3	.000	0-0	.000	0	1	1	2.3	3	1	0	0	2	2	3.8
at Wofford	11/20/2022		08:57	0-0	.000	0-0	.000	0-0	.000	0	0	0	1.8	2	0	0	0	0	0	3.0
St. Andrews	11/22/2022		09:18	1-3	.333	1-3	.333	0-0	.000	0	0	0	1.5	1	0	1	0	0	3	3.0
Greensboro	11/26/2022		10:12	2-3	.667	1-2	.500	2-2	1.000	0	3	3	1.7	2	0	0	0	1	7	3.6
at Houston	12/13/2022		12:36	0-5	.000	0-3	.000	5-6	.833	1	0	1	1.6	1	0	0	0	5	5	3.8
vs Texas Southern	12/17/2022		07:00	0-0	.000	0-0	.000	0-2	.000	0	2	2	1.7	0	0	1	0	0	0	3.3
at UTEP	12/21/2022		05:09	0-2	.000	0-2	.000	1-2	.500	0	0	0	1.5	1	0	0	0	1	1	3.1
vs New Mexico St.	12/22/2022		02:32	0-0	.000	0-0	.000	0-0	.000	0	0	0	1.4	0	0	0	0	0	0	2.8
at Northeastern	12/29/2022		08:50	1-2	.500	1-1	1.000	0-0	.000	0	0	0	1.3	1	0	1	0	0	3	2.8
at Hofstra	12/31/2022		15:59	5-8	.625	1-4	.250	1-2	.500	1	2	3	1.4	1	2	0	0	0	12	3.5
Col. of Charleston	01/04/2023		11:25	1-2	.500	0-0	.000	0-0	.000	1	0	1	1.4	1	1	0	0	1	2	3.4
UNCW	01/07/2023		04:17	0-0	.000	0-0	.000	2-2	1.000	0	0	0	1.3	0	0	0	0	0	2	3.3
at Elon	01/11/2023		04:45	0-1	.000	0-0	.000	0-2	.000	0	1	1	1.3	0	0	1	0	0	0	3.1
at Hampton	01/16/2023		02:00	0-0	.000	0-0	.000	0-0	.000	0	0	0	1.2	2	0	0	0	0	0	2.9
at William & Mary	01/21/2023		15:15	5-6	.833	0-0	.000	0-0	.000	0	1	1	1.2	1	0	1	0	1	10	3.3
Drexel	01/26/2023		03:49	0-0	.000	0-0	.000	0-0	.000	0	0	0	1.1	1	0	0	0	0	0	3.2
Totals		0	189:44	20-53	.377	6-27	.222	14-24	.583	5	16	21	1.1	27	5	9	0	14	60	3.2

Player Averages

Games Played	Minutes/game	Points/game	FG Pct	3FG Pct	FT Pct	Rebounds/game	Assists/game	Turnovers/game	Assist/Turnover ratio	Steals/game	Blocks/game
19	10.0	3.2	37.7	22.2	58.3	1.1	0.3	0.5	0.6	0.7	0.0



2022-23 N.C. A&T Men's Basketball
Individual Game-by-Game
All games

Page 7/15
as of Jan 28, 2023

#10 BROOKS, Justin

Opponent	Date	GS	MIN	Total		3-Pointers		Free throws		Rebounds				PF	A	TO	BLK	STL	PTS	AVG
				FG-FGA	PCT	3FG-3FGA	PCT	FT-FTA	PCT	OFF	DEF	TOT	AVG							
Edward Waters	11/07/2022		03:25	1-1	1.000	1-1	1.000	0-0	.000	0	0	0	0.0	0	1	0	0	0	3	3.0
St. Andrews	11/22/2022		04:21	1-1	1.000	0-0	.000	0-0	.000	0	3	3	1.5	0	1	0	0	0	2	2.5
Greensboro	11/26/2022		04:20	0-2	.000	0-1	.000	2-2	1.000	3	0	3	2.0	1	1	0	0	1	2	2.3
at Hampton	01/16/2023		01:00	0-0	.000	0-0	.000	0-0	.000	0	0	0	1.5	1	0	0	0	0	0	1.8
Totals		0	13:06	2-4	.500	1-2	.500	2-2	1.000	3	3	6	1.5	2	3	0	0	1	7	1.8

Player Averages

Games Played	Minutes/ game	Points/ game	FG Pct	3FG Pct	FT Pct	Rebounds/ game	Assists/ game	Turnovers/ game	Assist/Turnover ratio	Steals/ game	Blocks/ game
4	3.3	1.8	50.0	50.0	100.0	1.5	0.8	0.0	3.0	0.3	0.0



2022-23 N.C. A&T Men's Basketball
Individual Game-by-Game
All games

Page 8/15
as of Jan 28, 2023

#11 POWELL, Garrison

Opponent	Date	GS	MIN	Total		3-Pointers		Free throws		Rebounds				PF	A	TO	BLK	STL	PTS	AVG
				FG-FGA	PCT	3FG-3FGA	PCT	FT-FTA	PCT	OFF	DEF	TOT	AVG							
Edward Waters	11/07/2022		02:25	0-0	.000	0-0	.000	0-0	.000	0	0	0	0.0	2	1	0	0	0	0	0.0
St. Andrews	11/22/2022		04:21	1-1	1.000	1-1	1.000	0-0	.000	0	0	0	0.0	0	2	0	0	0	3	1.5
Greensboro	11/26/2022		04:48	0-1	.000	0-1	.000	0-0	.000	2	0	2	0.7	0	0	0	0	1	0	1.0
at Hampton	01/16/2023		01:00	0-0	.000	0-0	.000	0-0	.000	0	0	0	0.5	0	0	0	0	0	0	0.8
Totals		0	12:34	1-2	.500	1-2	.500	0-0	.000	2	0	2	0.5	2	3	0	0	1	3	0.8

Player Averages

Games Played	Minutes/ game	Points/ game	FG Pct	3FG Pct	FT Pct	Rebounds/ game	Assists/ game	Turnovers/ game	Assist/Turnover ratio	Steals/ game	Blocks/ game
4	3.1	0.8	50.0	50.0	0.0	0.5	0.8	0.0	3.0	0.3	0.0



2022-23 N.C. A&T Men's Basketball
Individual Game-by-Game
All games

Page 9/15
as of Jan 28, 2023

#13 JOHNSON, Austin

Opponent	Date	GS	MIN	Total		3-Pointers		Free throws		Rebounds				PF	A	TO	BLK	STL	PTS	AVG
				FG-FGA	PCT	3FG-3FGA	PCT	FT-FTA	PCT	OFF	DEF	TOT	AVG							
Edward Waters	11/07/2022	*	21:33	3-4	.750	1-1	1.000	0-0	.000	1	3	4	4.0	2	1	1	0	1	7	7.0
at Iowa	11/11/2022	*	30:42	4-9	.444	0-0	.000	1-2	.500	7	7	14	9.0	4	1	2	2	1	9	8.0
at Iowa St.	11/13/2022	*	29:53	0-5	.000	0-2	.000	3-4	.750	2	3	5	7.7	2	0	3	1	1	3	6.3
vs Gardner-Webb	11/19/2022	*	26:41	3-6	.500	1-3	.333	0-0	.000	1	6	7	7.5	3	2	3	2	0	7	6.5
at Wofford	11/20/2022	*	29:56	4-8	.500	0-1	.000	1-2	.500	3	4	7	7.4	1	0	1	1	2	9	7.0
St. Andrews	11/22/2022	*	16:24	4-7	.571	0-1	.000	3-4	.750	3	4	7	7.3	1	1	0	0	1	11	7.7
Greensboro	11/26/2022	*	25:24	4-6	.667	0-0	.000	0-3	.000	3	8	11	7.9	3	0	2	4	0	8	7.7
UNC Greensboro	11/30/2022	*	28:34	3-6	.500	1-3	.333	1-1	1.000	2	3	5	7.5	4	0	1	0	0	8	7.8
at Houston	12/13/2022	*	23:02	0-3	.000	0-2	.000	0-0	.000	0	3	3	7.0	3	0	3	0	0	0	6.9
vs Texas Southern	12/17/2022	*	31:00	0-1	.000	0-0	.000	4-4	1.000	0	8	8	7.1	5	3	1	2	1	4	6.6
vs Norfolk St.	12/18/2022	*	07:04	0-1	.000	0-0	.000	0-0	.000	0	1	1	6.5	1	1	0	0	0	0	6.0
UNCW	01/07/2023		26:53	0-3	.000	0-0	.000	1-2	.500	0	2	2	6.2	3	1	1	1	1	1	5.6
at Elon	01/11/2023	*	26:22	4-6	.667	0-0	.000	1-4	.250	3	9	12	6.6	3	1	1	0	1	9	5.8
Stony Brook	01/14/2023	*	26:49	3-9	.333	0-1	.000	4-6	.667	3	3	6	6.6	3	1	1	0	1	10	6.1
at Hampton	01/16/2023	*	21:00	1-1	1.000	0-0	.000	0-0	.000	0	2	2	6.3	3	0	0	1	0	2	5.9
Towson	01/19/2023	*	19:20	2-3	.667	0-0	.000	0-0	.000	0	2	2	6.0	3	1	1	1	0	4	5.8
at William & Mary	01/21/2023	*	08:17	4-4	1.000	0-0	.000	0-0	.000	0	2	2	5.8	5	0	0	0	1	8	5.9
Drexel	01/26/2023	*	34:44	5-9	.556	0-0	.000	0-0	.000	1	5	6	5.8	1	3	1	3	1	10	6.1
Totals		17	433:38	44-91	.484	3-14	.214	19-32	.594	29	75	104	5.8	50	16	22	18	12	110	6.1

Player Averages

Games Played	Minutes/game	Points/game	FG Pct	3FG Pct	FT Pct	Rebounds/game	Assists/game	Turnovers/game	Assist/Turnover ratio	Steals/game	Blocks/game
18	24.1	6.1	48.4	21.4	59.4	5.8	0.9	1.2	0.7	0.7	1.0



2022-23 N.C. A&T Men's Basketball
Individual Game-by-Game
All games

Page 10/15
as of Jan 28, 2023

#15 CREWS, Trey

Opponent	Date	GS	MIN	Total		3-Pointers		Free throws		Rebounds											
				FG-FGA	PCT	3FG-3FGA	PCT	FT-FTA	PCT	OFF	DEF	TOT	AVG	PF	A	TO	BLK	STL	PTS	AVG	
St. Andrews	11/22/2022		04:21	0-2	.000	0-1	.000	0-0	.000	0	1	1	1.0	0	1	0	1	0	0	0.0	
Greensboro	11/26/2022		03:12	0-2	.000	0-1	.000	0-0	.000	0	1	1	1.0	1	1	2	0	0	0	0.0	
at Hampton	01/16/2023		01:00	0-0	.000	0-0	.000	0-0	.000	0	0	0	0.7	0	0	0	0	0	0	0.0	
Totals		0	08:33	0-4	.000	0-2	.000	0-0	.000	0	2	2	0.7	1	2	2	1	0	0	0.0	

Player Averages

Games Played	Minutes/game	Points/game	FG Pct	3FG Pct	FT Pct	Rebounds/game	Assists/game	Turnovers/game	Assist/Turnover ratio	Steals/game	Blocks/game
3	2.9	0.0	0.0	0.0	0.0	0.7	0.7	0.7	1.0	0.0	0.3



2022-23 N.C. A&T Men's Basketball
Individual Game-by-Game
All games

Page 11/15
as of Jan 28, 2023

#20 MCDUFFIE, Chase

Opponent	Date	GS	MIN	Total		3-Pointers		Free throws		Rebounds				PF	A	TO	BLK	STL	PTS	AVG
				FG-FGA	PCT	3FG-3FGA	PCT	FT-FTA	PCT	OFF	DEF	TOT	AVG							
Edward Waters	11/07/2022		08:58	1-2	.500	1-1	1.000	0-0	.000	0	0	0	0.0	1	0	0	0	1	3	3.0
at Iowa	11/11/2022		06:26	0-1	.000	0-1	.000	0-0	.000	0	1	1	0.5	1	0	0	0	0	0	1.5
St. Andrews	11/22/2022		09:59	1-2	.500	0-1	.000	1-2	.500	0	2	2	1.0	2	0	0	0	2	3	2.0
Greensboro	11/26/2022		07:01	2-5	.400	0-1	.000	0-0	.000	1	0	1	1.0	1	0	0	0	1	4	2.5
UNC Greensboro	11/30/2022		05:30	0-0	.000	0-0	.000	0-0	.000	0	1	1	1.0	0	0	0	0	0	0	2.0
at Northeastern	12/29/2022		01:15	0-0	.000	0-0	.000	0-0	.000	0	0	0	0.8	0	0	0	0	0	0	1.7
Col. of Charleston	01/04/2023		08:18	0-1	.000	0-1	.000	0-0	.000	0	1	1	0.9	1	0	0	0	0	0	1.4
at Hampton	01/16/2023		01:00	0-1	.000	0-0	.000	0-0	.000	0	0	0	0.8	0	0	0	0	0	0	1.3
Totals		0	48:27	4-12	.333	1-5	.200	1-2	.500	1	5	6	0.8	6	0	0	0	4	10	1.3

Player Averages

Games Played	Minutes/game	Points/game	FG Pct	3FG Pct	FT Pct	Rebounds/game	Assists/game	Turnovers/game	Assist/Turnover ratio	Steals/game	Blocks/game
8	6.1	1.3	33.3	20.0	50.0	0.8	0.0	0.0	0.0	0.5	0.0



2022-23 N.C. A&T Men's Basketball
Individual Game-by-Game
All games

Page 12/15
as of Jan 28, 2023

#23 HAMILTON, Ahmad

Opponent	Date	GS	MIN	Total		3-Pointers		Free throws		Rebounds				PF	A	TO	BLK	STL	PTS	AVG
				FG-FGA	PCT	3FG-3FGA	PCT	FT-FTA	PCT	OFF	DEF	TOT	AVG							
Edward Waters	11/07/2022		04:47	2-2	1.000	0-0	.000	1-1	1.000	0	0	0	0.0	0	0	0	0	0	5	5.0
at Iowa	11/11/2022		00:15	0-0	.000	0-0	.000	0-0	.000	0	0	0	0.0	0	0	0	0	0	0	2.5
St. Andrews	11/22/2022		05:55	0-1	.000	0-0	.000	0-0	.000	0	1	1	0.3	0	2	0	0	0	0	1.7
Greensboro	11/26/2022		04:48	1-2	.500	0-0	.000	0-0	.000	0	0	0	0.3	0	0	1	0	0	2	1.8
at Hampton	01/16/2023		01:00	0-0	.000	0-0	.000	0-0	.000	0	0	0	0.2	0	0	0	0	0	0	1.4
Totals		0	16:45	3-5	.600	0-0	.000	1-1	1.000	0	1	1	0.2	0	2	1	0	0	7	1.4

Player Averages

Games Played	Minutes/ game	Points/ game	FG Pct	3FG Pct	FT Pct	Rebounds/ game	Assists/ game	Turnovers/ game	Assist/Turnover ratio	Steals/ game	Blocks/ game
5	3.4	1.4	60.0	0.0	100.0	0.2	0.4	0.2	2.0	0.0	0.0



2022-23 N.C. A&T Men's Basketball
Individual Game-by-Game
All games

Page 13/15
as of Jan 28, 2023

#24 HORTON, Demetric

Opponent	Date	GS	MIN	Total		3-Pointers		Free throws		Rebounds				PF	A	TO	BLK	STL	PTS	AVG
				FG-FGA	PCT	3FG-3FGA	PCT	FT-FTA	PCT	OFF	DEF	TOT	AVG							
Edward Waters	11/07/2022	*	25:19	6-10	.600	5-7	.714	2-2	1.000	0	1	1	1.0	2	6	0	0	1	19	19.0
at Iowa	11/11/2022	*	23:20	6-10	.600	4-6	.667	0-0	.000	1	1	2	1.5	2	0	1	0	2	16	17.5
at Iowa St.	11/13/2022	*	33:35	0-6	.000	0-5	.000	2-2	1.000	0	4	4	2.3	2	4	2	0	1	2	12.3
vs Gardner-Webb	11/19/2022	*	31:32	6-12	.500	3-7	.429	0-1	.000	0	3	3	2.5	0	2	3	0	1	15	13.0
at Wofford	11/20/2022	*	32:00	4-9	.444	3-6	.500	0-0	.000	0	5	5	3.0	1	0	0	0	0	11	12.6
St. Andrews	11/22/2022	*	17:34	4-8	.500	3-6	.500	0-0	.000	0	4	4	3.2	1	7	0	0	2	11	12.3
Greensboro	11/26/2022	*	23:39	1-2	.500	0-0	.000	4-4	1.000	1	4	5	3.4	2	2	0	0	2	6	11.4
UNC Greensboro	11/30/2022	*	35:43	3-8	.375	2-3	.667	5-5	1.000	0	3	3	3.4	1	7	2	0	3	13	11.6
at Houston	12/13/2022	*	37:57	4-12	.333	2-6	.333	1-1	1.000	0	5	5	3.6	2	0	2	1	3	11	11.6
vs Texas Southern	12/17/2022	*	43:00	5-10	.500	1-4	.250	2-2	1.000	3	6	9	4.1	2	5	3	1	1	13	11.7
vs Norfolk St.	12/18/2022	*	34:54	4-10	.400	3-6	.500	0-0	.000	1	5	6	4.3	2	3	0	0	3	11	11.6
at UTEP	12/21/2022	*	37:05	6-9	.667	2-4	.500	0-1	.000	0	2	2	4.1	3	1	2	0	3	14	11.8
vs New Mexico St.	12/22/2022	*	37:28	7-11	.636	6-9	.667	3-4	.750	0	8	8	4.4	4	1	1	0	1	23	12.7
at Northeastern	12/29/2022	*	30:41	3-7	.429	1-3	.333	1-2	.500	0	7	7	4.6	2	1	0	0	0	8	12.4
at Hofstra	12/31/2022	*	32:36	8-13	.615	5-7	.714	0-0	.000	0	6	6	4.7	3	1	0	0	0	21	12.9
Col. of Charleston	01/04/2023	*	31:32	1-8	.125	1-7	.143	0-0	.000	0	3	3	4.6	1	3	2	1	1	3	12.3
UNCW	01/07/2023	*	40:00	4-12	.333	0-5	.000	6-6	1.000	2	6	8	4.8	4	2	3	0	4	14	12.4
at Elon	01/11/2023	*	26:43	3-3	1.000	3-3	1.000	0-0	.000	1	1	2	4.6	0	0	3	1	2	9	12.2
Stony Brook	01/14/2023	*	32:09	0-4	.000	0-2	.000	1-1	1.000	1	10	11	4.9	0	2	0	0	0	1	11.6
at Hampton	01/16/2023	*	37:00	5-9	.556	2-5	.400	0-0	.000	1	9	10	5.2	2	2	2	0	0	12	11.7
Towson	01/19/2023	*	29:05	2-6	.333	2-5	.400	0-1	.000	1	3	4	5.1	1	4	0	0	1	6	11.4
at William & Mary	01/21/2023	*	38:43	2-5	.400	0-2	.000	1-2	.500	0	4	4	5.1	0	3	1	1	0	5	11.1
Drexel	01/26/2023	*	34:48	6-9	.667	2-3	.667	2-4	.500	0	6	6	5.1	3	4	3	2	3	16	11.3
Totals		23	746:22	90-193	.466	50-111	.450	30-38	.789	12	106	118	5.1	40	60	30	7	34	260	11.3

Player Averages

Games Played	Minutes/ game	Points/ game	FG Pct	3FG Pct	FT Pct	Rebounds/ game	Assists/ game	Turnovers/ game	Assist/Turnover ratio	Steals/ game	Blocks/ game
23	32.5	11.3	46.6	45.0	78.9	5.1	2.6	1.3	2.0	1.5	0.3



2022-23 N.C. A&T Men's Basketball
Individual Game-by-Game
All games

Page 14/15
as of Jan 28, 2023

#25 FILMORE, Webster

Opponent	Date	GS	MIN	Total		3-Pointers		Free throws		Rebounds				PF	A	TO	BLK	STL	PTS	AVG
				FG-FGA	PCT	3FG-3FGA	PCT	FT-FTA	PCT	OFF	DEF	TOT	AVG							
Edward Waters	11/07/2022	*	15:58	2-3	.667	0-0	.000	1-2	.500	2	3	5	5.0	3	0	2	0	0	5	5.0
at Iowa	11/11/2022	*	16:26	0-0	.000	0-0	.000	0-0	.000	0	2	2	3.5	2	0	3	1	0	0	2.5
at Iowa St.	11/13/2022	*	10:35	1-1	1.000	0-0	.000	0-0	.000	0	0	0	2.3	2	1	1	0	0	2	2.3
vs Gardner-Webb	11/19/2022	*	19:39	4-4	1.000	0-0	.000	0-1	.000	1	0	1	2.0	3	1	0	0	0	8	3.8
at Wofford	11/20/2022	*	21:29	1-1	1.000	0-0	.000	0-0	.000	1	2	3	2.2	3	0	1	0	0	2	3.4
St. Andrews	11/22/2022	*	19:48	3-3	1.000	0-0	.000	2-3	.667	0	1	1	2.0	2	2	0	1	4	8	4.2
Greensboro	11/26/2022	*	12:48	0-3	.000	0-0	.000	2-2	1.000	0	1	1	1.9	0	0	1	0	1	2	3.9
UNC Greensboro	11/30/2022	*	05:55	0-1	.000	0-0	.000	0-0	.000	0	0	0	1.6	0	0	0	0	0	0	3.4
at Houston	12/13/2022		19:58	0-2	.000	0-0	.000	0-0	.000	1	1	2	1.7	3	1	0	1	0	0	3.0
vs Texas Southern	12/17/2022	*	26:00	2-3	.667	0-0	.000	1-2	.500	0	4	4	1.9	2	1	0	1	0	5	3.2
vs Norfolk St.	12/18/2022	*	32:07	4-5	.800	0-0	.000	0-0	.000	2	4	6	2.3	3	1	2	1	1	8	3.6
at UTEP	12/21/2022	*	21:31	0-0	.000	0-0	.000	0-0	.000	1	7	8	2.8	4	0	2	1	1	0	3.3
vs New Mexico St.	12/22/2022	*	05:27	0-1	.000	0-0	.000	0-0	.000	1	1	2	2.7	1	0	0	1	0	0	3.1
at Northeastern	12/29/2022	*	20:22	1-1	1.000	0-0	.000	0-0	.000	0	3	3	2.7	4	2	0	0	0	2	3.0
at Hofstra	12/31/2022	*	17:59	3-5	.600	0-0	.000	0-0	.000	1	0	1	2.6	3	2	2	0	2	6	3.2
Col. of Charleston	01/04/2023	*	10:23	1-3	.333	0-0	.000	0-0	.000	1	1	2	2.6	2	0	0	0	0	2	3.1
UNCW	01/07/2023		12:14	0-0	.000	0-0	.000	0-0	.000	0	0	0	2.4	1	0	1	0	0	0	2.9
at Elon	01/11/2023		03:48	1-4	.250	0-0	.000	0-0	.000	3	0	3	2.4	3	0	0	0	0	2	2.9
Stony Brook	01/14/2023		11:45	1-1	1.000	0-0	.000	0-0	.000	0	1	1	2.4	1	0	0	0	0	2	2.8
at Hampton	01/16/2023		03:00	0-1	.000	0-0	.000	0-0	.000	1	0	1	2.3	0	0	1	0	0	0	2.7
Towson	01/19/2023		20:23	1-1	1.000	0-0	.000	1-1	1.000	0	3	3	2.3	1	0	1	0	0	3	2.7
at William & Mary	01/21/2023		19:51	3-4	.750	0-0	.000	2-5	.400	1	6	7	2.5	5	0	0	0	1	8	3.0
Drexel	01/26/2023		05:16	1-3	.333	0-0	.000	0-0	.000	1	4	5	2.7	0	0	0	0	0	2	2.9
Totals		15	352:42	29-50	.580	0-0	.000	9-16	.563	17	44	61	2.7	48	11	17	7	10	67	2.9

Player Averages

Games Played	Minutes/ game	Points/ game	FG Pct	3FG Pct	FT Pct	Rebounds/ game	Assists/ game	Turnovers/ game	Assist/Turnover ratio	Steals/ game	Blocks/ game
23	15.3	2.9	58.0	0.0	56.3	2.7	0.5	0.7	0.6	0.4	0.3



2022-23 N.C. A&T Men's Basketball
Individual Game-by-Game
All games

Page 15/15
as of Jan 28, 2023

#31 POWELL, Duncan

Opponent	Date	GS	MIN	Total		3-Pointers		Free throws		Rebounds				PF	A	TO	BLK	STL	PTS	AVG
				FG-FGA	PCT	3FG-3FGA	PCT	FT-FTA	PCT	OFF	DEF	TOT	AVG							
Edward Waters	11/07/2022		17:23	1-7	.143	0-2	.000	0-0	.000	3	5	8	8.0	0	3	1	1	1	2	2.0
at Iowa	11/11/2022		19:09	1-4	.250	0-1	.000	1-2	.500	0	2	2	5.0	2	0	0	1	0	3	2.5
at Iowa St.	11/13/2022		21:06	1-5	.200	0-3	.000	1-2	.500	2	6	8	6.0	3	0	3	0	1	3	2.7
at Wofford	11/20/2022		09:29	1-5	.200	0-2	.000	5-6	.833	1	1	2	5.0	0	0	0	0	1	7	3.8
St. Andrews	11/22/2022		17:47	3-6	.500	0-1	.000	0-0	.000	0	3	3	4.6	2	0	0	1	0	6	4.2
Greensboro	11/26/2022		16:05	1-4	.250	0-0	.000	0-2	.000	0	4	4	4.5	3	0	2	0	3	2	3.8
UNC Greensboro	11/30/2022		25:39	4-8	.500	1-3	.333	0-0	.000	1	4	5	4.6	2	1	1	1	0	9	4.6
at Houston	12/13/2022	*	20:24	0-3	.000	0-2	.000	1-2	.500	0	2	2	4.3	2	1	1	1	1	1	4.1
vs Norfolk St.	12/18/2022		10:03	1-2	.500	0-0	.000	1-2	.500	0	0	0	3.8	0	0	0	0	0	3	4.0
at UTEP	12/21/2022		28:19	2-9	.222	1-2	.500	2-2	1.000	2	6	8	4.2	3	2	0	0	0	7	4.3
vs New Mexico St.	12/22/2022		21:00	0-4	.000	0-3	.000	0-0	.000	0	0	0	3.8	0	2	0	1	0	0	3.9
at Northeastern	12/29/2022		24:43	5-7	.714	0-0	.000	7-10	.700	3	4	7	4.1	2	0	0	1	2	17	5.0
at Hofstra	12/31/2022		30:19	7-9	.778	1-1	1.000	3-4	.750	2	10	12	4.7	4	1	2	1	0	18	6.0
Col. of Charleston	01/04/2023		30:59	7-14	.500	3-6	.500	3-4	.750	2	4	6	4.8	0	0	3	1	1	20	7.0
UNCW	01/07/2023	*	26:17	1-6	.167	0-2	.000	3-7	.429	3	2	5	4.8	1	2	5	0	3	5	6.9
at Elon	01/11/2023		18:45	4-4	1.000	1-1	1.000	5-6	.833	3	6	9	5.1	2	0	4	0	1	14	7.3
Stony Brook	01/14/2023		24:22	2-5	.400	0-1	.000	2-5	.400	2	4	6	5.1	2	0	0	1	0	6	7.2
at Hampton	01/16/2023		17:00	2-4	.500	0-0	.000	3-7	.429	1	2	3	5.0	1	1	0	0	1	7	7.2
Towson	01/19/2023		27:40	2-4	.500	0-1	.000	2-2	1.000	1	3	4	4.9	4	1	2	2	0	6	7.2
at William & Mary	01/21/2023		17:39	2-5	.400	0-1	.000	0-0	.000	1	7	8	5.1	1	1	0	0	1	4	7.0
Drexel	01/26/2023		07:47	0-2	.000	0-1	.000	0-0	.000	1	1	2	5.0	0	0	1	0	0	0	6.7
Totals		2	431:55	47-117	.402	7-33	.212	39-63	.619	28	76	104	5.0	34	15	25	12	16	140	6.7

Player Averages

Games Played	Minutes/ game	Points/ game	FG Pct	3FG Pct	FT Pct	Rebounds/ game	Assists/ game	Turnovers/ game	Assist/Turnover ratio	Steals/ game	Blocks/ game
21	20.6	6.7	40.2	21.2	61.9	5.0	0.7	1.2	0.6	0.8	0.6



2022-23 N.C. A&T Men's Basketball
Player Highs Analysis
All games

Page 1/4
as of Jan 28, 2023

N.C. A&T - Individual Game Highs

POINTS	30		Kam Woods vs Col. of Charleston (01/04/2023)
	29		Kam Woods vs Towson (01/19/2023)
	28		Marcus Watson at William & Mary (01/21/2023)
	27		Kam Woods at Hampton (01/16/2023)
	27		Marcus Watson vs Greensboro (11/26/2022)
FIELD GOALS MADE	12		Kam Woods vs Col. of Charleston (01/04/2023)
	12		Marcus Watson vs Greensboro (11/26/2022)
FIELD GOAL ATTEMPTS	21		Kam Woods vs Texas Southern (N) (12/17/2022)
	20		Kam Woods vs Col. of Charleston (01/04/2023)
	20		Marcus Watson vs Texas Southern (N) (12/17/2022)
FIELD GOAL PERCENTAGE (min 5 made)	.833	(5-6)	Tyrese Elliott at William & Mary (01/21/2023)
	.833	(5-6)	Kyle Duke vs St. Andrews (11/22/2022)
3 PT FG MADE	6		Kam Woods vs UNCW (01/07/2023)
	6		Kam Woods vs Col. of Charleston (01/04/2023)
	6		Demetric Horton vs New Mexico St. (N) (12/22/2022)
3 PT FG ATTEMPTS	12		Kam Woods vs Col. of Charleston (01/04/2023)
	11		Kam Woods vs Texas Southern (N) (12/17/2022)
	11		Kam Woods vs UNC Greensboro (11/30/2022)
3 PT FG PERCENTAGE (min 2 made)	1.000	(3-3)	Demetric Horton at Elon (01/11/2023)
	.714	(5-7)	Demetric Horton at Hofstra (12/31/2022)
	.714	(5-7)	Demetric Horton vs Edward Waters (11/07/2022)
FREE THROWS MADE	8		Kam Woods at Northeastern (12/29/2022)
	7		Duncan Powell at Northeastern (12/29/2022)
	7		Marcus Watson vs New Mexico St. (N) (12/22/2022)
	7		Kam Woods vs UNC Greensboro (11/30/2022)
FREE THROW ATTEMPTS	11		Kam Woods at Northeastern (12/29/2022)
	10		Duncan Powell at Northeastern (12/29/2022)
FREE THROW PERCENTAGE (min 3 made)	1.000	(6-6)	Demetric Horton vs UNCW (01/07/2023)
	1.000	(5-5)	Marcus Watson at William & Mary (01/21/2023)
	1.000	(5-5)	Demetric Horton vs UNC Greensboro (11/30/2022)
	1.000	(4-4)	Marcus Watson vs Drexel (01/26/2023)
	1.000	(4-4)	Austin Johnson vs Texas Southern (N) (12/17/2022)
	1.000	(4-4)	Demetric Horton vs Greensboro (11/26/2022)
REBOUNDS	14		Austin Johnson at Iowa (11/11/2022)
	12		Austin Johnson at Elon (01/11/2023)
	12		Marcus Watson vs Col. of Charleston (01/04/2023)
	12		Duncan Powell at Hofstra (12/31/2022)
	12		Marcus Watson vs Texas Southern (N) (12/17/2022)
ASSISTS	8		Kam Woods vs St. Andrews (11/22/2022)
	7		Kam Woods vs Drexel (01/26/2023)
	7		Marcus Watson at William & Mary (01/21/2023)
	7		Kam Woods at Hofstra (12/31/2022)
	7		Demetric Horton vs UNC Greensboro (11/30/2022)
	7		Demetric Horton vs St. Andrews (11/22/2022)
STEALS	5		Tyrese Elliott at Houston (12/13/2022)
	4		Marcus Watson at William & Mary (01/21/2023)
	4		Kam Woods at William & Mary (01/21/2023)
	4		Demetric Horton vs UNCW (01/07/2023)
	4		Kam Woods vs Greensboro (11/26/2022)
	4		Webster Filmore vs St. Andrews (11/22/2022)
BLOCKED SHOTS	4		Austin Johnson vs Greensboro (11/26/2022)
	3		Austin Johnson vs Drexel (01/26/2023)



2022-23 N.C. A&T Men's Basketball
Player Highs Analysis
All games

Page 2/4
as of Jan 28, 2023

N.C. A&T - Individual Game Highs

TURNOVERS	6	Marcus Watson at Elon (01/11/2023)
	6	Marcus Watson vs Norfolk St. (N) (12/18/2022)
	6	Marcus Watson vs Gardner-Webb (N) (11/19/2022)
	6	Kam Woods at Iowa (11/11/2022)
FOULS	5	Austin Johnson at William & Mary (01/21/2023)
	5	Webster Filmore at William & Mary (01/21/2023)
	5	Marcus Watson at Elon (01/11/2023)
	5	Austin Johnson vs Texas Southern (N) (12/17/2022)
	5	Marcus Watson at Houston (12/13/2022)



2022-23 N.C. A&T Men's Basketball
Player Highs Analysis
All games

Page 3/4
as of Jan 28, 2023

Opponent - Individual Game Highs

POINTS	31		Jahmyl Telfort at Northeastern (12/29/2022)
	28		Maleeck Harden-Hayes vs UNCW (01/07/2023)
	24		Dana Tate vs Norfolk St. (N) (12/18/2022)
	22		Noah Collier at William & Mary (01/21/2023)
	22		Dalton Bolon vs Col. of Charleston (01/04/2023)
	22		Ameil Malone vs St. Andrews (11/22/2022)
	22		Kris Murray at Iowa (11/11/2022)
FIELD GOALS MADE	10		Maleeck Harden-Hayes vs UNCW (01/07/2023)
	10		Dalton Bolon vs Col. of Charleston (01/04/2023)
	10		Jahmyl Telfort at Northeastern (12/29/2022)
FIELD GOAL ATTEMPTS	21		PJ Henry vs Texas Southern (N) (12/17/2022)
	21		Ameil Malone vs St. Andrews (11/22/2022)
FIELD GOAL PERCENTAGE (min 5 made)	1.000	(5-5)	Derick Hamilton at UTEP (12/21/2022)
	.875	(7-8)	Kris Bankston vs Norfolk St. (N) (12/18/2022)
3 PT FG MADE	6		Dana Tate vs Norfolk St. (N) (12/18/2022)
	5		Gabe Dorsey at William & Mary (01/21/2023)
	5		Tyler Thomas at Hofstra (12/31/2022)
	5		Jahmyl Telfort at Northeastern (12/29/2022)
3 PT FG ATTEMPTS	13		Gabe Dorsey at William & Mary (01/21/2023)
	12		Dana Tate vs Norfolk St. (N) (12/18/2022)
3 PT FG PERCENTAGE (min 2 made)	1.000	(2-2)	Davon Barnes vs Texas Southern (N) (12/17/2022)
	.800	(4-5)	Coleman Stucke at Northeastern (12/29/2022)
FREE THROWS MADE	8		Jackson Paveletzke at Wofford (11/20/2022)
	7		Chris Doherty at Northeastern (12/29/2022)
FREE THROW ATTEMPTS	10		John Walker III vs Texas Southern (N) (12/17/2022)
	9		Jahmyl Telfort at Northeastern (12/29/2022)
	9		Chris Doherty at Northeastern (12/29/2022)
FREE THROW PERCENTAGE (min 3 made)	1.000	(8-8)	Jackson Paveletzke at Wofford (11/20/2022)
	1.000	(6-6)	Shamar Givance at UTEP (12/21/2022)
	1.000	(5-5)	Daniel Banister at Hampton (01/16/2023)
	1.000	(5-5)	Tyler Stephenson-Moore vs Stony Brook (01/14/2023)
	1.000	(5-5)	Shykeim Phillips vs UNCW (01/07/2023)
	1.000	(5-5)	Maleeck Harden-Hayes vs UNCW (01/07/2023)
	1.000	(5-5)	German Plotnikov at Hofstra (12/31/2022)
	1.000	(5-5)	Joe Bryant vs Norfolk St. (N) (12/18/2022)
	1.000	(5-5)	Ameil Malone vs St. Andrews (11/22/2022)
	1.000	(5-5)	Kris Murray at Iowa (11/11/2022)
	1.000	(4-4)	Glen McClintock at Northeastern (12/29/2022)
	1.000	(4-4)	Tae Hardy at UTEP (12/21/2022)
	1.000	(4-4)	Filip Rebraca at Iowa (11/11/2022)
	1.000	(3-3)	Charles Thompson vs Towson (01/19/2023)
	1.000	(3-3)	Frankie Policelli vs Stony Brook (01/14/2023)
	1.000	(3-3)	Torrence Watson at Elon (01/11/2023)
	1.000	(3-3)	Doctor Bradley vs New Mexico St. (N) (12/22/2022)
	1.000	(3-3)	Emanuel Sharp at Houston (12/13/2022)
	1.000	(3-3)	Aljaz Kunc at Iowa St. (11/13/2022)
	1.000	(3-3)	Patrick McCaffery at Iowa (11/11/2022)
REBOUNDS	18		Jairdon Karl Nicholas vs Texas Southern (N) (12/17/2022)
	17		Kyrese Mullen at Hampton (01/16/2023)



2022-23 N.C. A&T Men's Basketball
Player Highs Analysis
All games

Page 4/4
as of Jan 28, 2023

Opponent - Individual Game Highs

ASSISTS	9	Chris Mullins at William & Mary (01/21/2023)
	6	Lamar Oden, Jr. vs Drexel (01/26/2023)
	6	Jaquan Carlos at Hofstra (12/31/2022)
	6	Deshawndre Washington vs New Mexico St. (N) (12/22/2022)
	6	Cahiem Brown vs Norfolk St. (N) (12/18/2022)
	6	Corey Tripp at Wofford (11/20/2022)
	6	Jackson Paveletzke at Wofford (11/20/2022)
STEALS	6	Tony Perkins at Iowa (11/11/2022)
	3	Lamar Oden, Jr. vs Drexel (01/26/2023)
	3	Rahdir Hicks vs Towson (01/19/2023)
	3	Sean Halloran at Elon (01/11/2023)
	3	Jamarii Thomas vs UNCW (01/07/2023)
	3	Jahmyl Telfort at Northeastern (12/29/2022)
	3	Kobe Langley vs UNC Greensboro (11/30/2022)
BLOCKED SHOTS	3	Julien Soumaoro vs Gardner-Webb (N) (11/19/2022)
	3	Amari Williams vs Drexel (01/26/2023)
	3	Kris Bankston vs Norfolk St. (N) (12/18/2022)
TURNOVERS	3	Ja'Vier Francis at Houston (12/13/2022)
	9	Brodie Clark vs St. Andrews (11/22/2022)
	7	Anders Nelson at William & Mary (01/21/2023)
FOULS	7	Garrett McRae vs St. Andrews (11/22/2022)
	5	Justin Moore vs Drexel (01/26/2023)
	5	Jordan Nesbitt at Hampton (01/16/2023)
	5	Kaine Roberts vs Stony Brook (01/14/2023)
	5	Shykeim Phillips vs UNCW (01/07/2023)
	5	Doctor Bradley vs New Mexico St. (N) (12/22/2022)
	5	Keyshaun Langley vs UNC Greensboro (11/30/2022)
	5	Mikeal Brown-Jones vs UNC Greensboro (11/30/2022)



2022-23 N.C. A&T Men's Basketball Opponents Game-by-Game All games

Page 1/1
as of Jan 28, 2023

				Total		3-Pointers		Free throws		Rebounds											
Opponent	Date	Score		FG-FGA	PCT	3FG-3FGA	PCT	FT-FTA	PCT	OFF	DEF	TOT	AVG	PF	A	TO	BLK	STL	PTS	AVG	
Edward Waters	11/07/2022	100-61	W	22-56	.393	4-13	.308	13-23	.565	13	22	35	35.0	10	4	20	4	3	61	61.0	
at Iowa	11/11/2022	71-112	L	41-79	.519	11-23	.478	19-27	.704	15	27	42	38.5	9	25	4	3	7	112	86.5	
at Iowa St.	11/13/2022	43-80	L	32-68	.471	6-20	.300	10-13	.769	17	27	44	40.3	18	15	11	1	9	80	84.3	
vs Gardner-Webb	11/19/2022	64-66	L	25-50	.500	6-17	.353	10-17	.588	4	20	24	36.3	12	9	13	2	9	66	79.8	
at Wofford	11/20/2022	64-78	L	27-52	.519	12-28	.429	12-19	.632	6	27	33	35.6	12	23	7	4	3	78	79.4	
St. Andrews	11/22/2022	109-57	W	22-57	.386	2-12	.167	11-18	.611	11	34	45	37.2	9	7	29	0	1	57	75.7	
Greensboro	11/26/2022	78-51	W	19-61	.311	5-18	.278	8-16	.500	10	29	39	37.4	20	9	24	1	7	51	72.1	
UNC Greensboro	11/30/2022	73-56	W	18-51	.353	5-28	.179	15-21	.714	9	30	39	37.6	19	7	16	1	4	56	70.1	
at Houston	12/13/2022	46-74	L	28-57	.491	5-18	.278	13-19	.684	15	32	47	38.7	16	14	17	4	6	74	70.6	
vs Texas Southern	12/17/2022	67-66	Wot	24-64	.375	7-22	.318	11-17	.647	4	27	31	37.9	16	16	7	3	3	66	70.1	
vs Norfolk St.	12/18/2022	66-70	L	25-56	.446	8-25	.320	12-13	.923	11	22	33	37.5	12	16	10	5	6	70	70.1	
at UTEP	12/21/2022	62-75	L	29-58	.500	3-16	.188	14-19	.737	10	25	35	37.3	17	15	11	1	6	75	70.5	
vs New Mexico St.	12/22/2022	76-85	L	33-66	.500	8-22	.364	11-17	.647	13	32	45	37.8	14	15	8	4	2	85	71.6	
at Northeastern	12/29/2022	76-88	L	27-53	.509	12-21	.571	22-31	.710	10	21	31	37.4	16	16	7	4	4	88	72.8	
at Hofstra	12/31/2022	81-79	W	31-63	.492	6-24	.250	11-16	.688	10	21	31	36.9	8	14	9	0	3	79	73.2	
Col. of Charleston	01/04/2023	79-92	L	38-77	.494	8-28	.286	8-10	.800	13	33	46	37.5	10	15	10	4	5	92	74.4	
UNCW	01/07/2023	61-66	L	22-50	.440	3-15	.200	19-21	.905	10	30	40	37.6	23	11	17	1	8	66	73.9	
at Elon	01/11/2023	80-71	W	25-68	.368	9-28	.321	12-13	.923	10	24	34	37.4	18	13	7	3	9	71	73.7	
Stony Brook	01/14/2023	61-59	W	21-58	.362	9-34	.265	8-10	.800	9	34	43	37.7	16	12	10	2	0	59	72.9	
at Hampton	01/16/2023	79-67	W	21-66	.318	6-22	.273	19-23	.826	19	25	44	38.1	18	2	10	2	3	67	72.7	
Towson	01/19/2023	67-79	L	31-59	.525	8-19	.421	9-11	.818	9	23	32	37.8	16	11	10	0	6	79	73.0	
at William & Mary	01/21/2023	90-86	W	33-73	.452	9-31	.290	11-20	.550	12	34	46	38.1	20	14	13	2	4	86	73.5	
Drexel	01/26/2023	68-55	W	20-66	.303	10-34	.294	5-10	.500	10	26	36	38.0	17	14	11	4	10	55	72.7	
Total		1673		614-1408	.436	162-518	.313	283-404	.700	250	625	875	38.0	346	297	281	55	118	1673	72.7	
N.C. A&T		1661		598-1376	.435	196-564	.348	269-401	.671	200	607	807	35.1	394	280	277	61	170	1661	72.2	

Opponents Averages

Games Played	Points/game	FG Pct	3FG Pct	FT Pct	Rebounds/game	Assists/game	Turnovers/game	Assist/Turnover ratio	Steals/game	Blocks/game
23	72.7	43.6	31.3	70.0	38.0	12.9	12.2	1.1	5.1	2.4



2022-23 N.C. A&T Men's Basketball
Team Overall Conference
All games

Page 1/2
as of Jan 28, 2023

Summary

Player	Overall Statistics										Conference Statistics									
	GP-GS	MIN/G	FG%	3FG%	FT%	R/G	A/G	STL	BLK	PTS/G	GP-GS	MIN/G	FG%	3FG%	FT%	R/G	A/G	STL	BLK	PTS/G
WOODS, Kam	22-21	35.0	.409	.383	.696	4.3	3.5	37	0	18.9	10-10	38.6	.441	.416	.623	4.3	4.4	17	0	20.7
WATSON, Marcus	23-23	28.6	.444	.282	.758	4.8	2.3	16	8	14.2	10-10	31.1	.412	.217	.815	4.9	2.3	10	1	14.4
HORTON, Demetric	23-23	32.5	.466	.450	.789	5.1	2.6	34	7	11.3	10-10	33.3	.447	.381	.688	6.1	2.2	11	5	9.5
POWELL, Duncan	21-2	20.6	.402	.212	.619	5.0	0.7	16	12	6.7	10-1	22.6	.533	.357	.622	6.2	0.6	9	6	9.7
JOHNSON, Austin	18-17	24.1	.484	.214	.594	5.8	0.9	12	18	6.1	7-6	23.3	.543	.000	.500	4.6	1.0	5	6	6.3
ROBINSON, Jeremy	23-12	20.1	.384	.256	.471	2.3	0.2	7	5	4.4	10-10	20.1	.425	.091	.438	2.1	0.3	1	1	4.2
BETTIS, Love	21-0	12.3	.394	.405	.833	1.2	0.7	9	0	4.0	9-0	10.4	.435	.455	.750	1.2	0.7	5	0	3.4
ELLIOTT, Tyrese	19-0	10.0	.377	.222	.583	1.1	0.3	14	0	3.2	8-0	8.3	.632	.400	.500	0.8	0.4	2	0	3.6
DUKE, Kyle	23-2	9.7	.529	.500	.737	1.0	0.7	9	3	3.0	10-0	8.0	.571	.000	.500	0.4	0.6	3	1	2.6
FILMORE, Webster	23-15	15.3	.580	.000	.563	2.7	0.5	10	7	2.9	10-3	12.5	.522	.000	.500	2.6	0.4	3	0	2.7
BROOKS, Justin	4-0	3.3	.500	.500	1.000	1.5	0.8	1	0	1.8	1-0	1.0	.000	.000	.000	0.0	0.0	0	0	0.0
HAMILTON, Ahmad	5-0	3.4	.600	.000	1.000	0.2	0.4	0	0	1.4	1-0	1.0	.000	.000	.000	0.0	0.0	0	0	0.0
MCDUFFIE, Chase	8-0	6.1	.333	.200	.500	0.8	0.0	4	0	1.3	3-0	3.5	.000	.000	.000	0.3	0.0	0	0	0.0
POWELL, Garrison	4-0	3.1	.500	.500	.000	0.5	0.8	1	0	0.8	1-0	1.0	.000	.000	.000	0.0	0.0	0	0	0.0
CREWS, Trey	3-0	2.9	.000	.000	.000	0.7	0.7	0	1	0.0	1-0	1.0	.000	.000	.000	0.0	0.0	0	0	0.0
Totals	23		.435	.348	.671	35.1	12.2	170	61	72.2	10		.461	.340	.627	36.1	12.4	66	20	74.2
Opponent	23		.436	.313	.700	38.0	12.9	118	55	72.7	10		.425	.313	.752	38.3	12.2	52	22	74.2

Scoring

Player	Overall Statistics								Conference Statistics							
	FG-FGA	FG%	3FG-3FGA	3FG%	FT-FTA	FT%	PTS	PTS/G	FG-FGA	FG%	3FG-3FGA	3FG%	FT-FTA	FT%	PTS	PTS/G
WOODS, Kam	141-345	.409	69-180	.383	64-92	.696	415	18.9	71-161	.441	32-77	.416	33-53	.623	207	20.7
WATSON, Marcus	124-279	.444	29-103	.282	50-66	.758	327	14.2	56-136	.412	10-46	.217	22-27	.815	144	14.4
HORTON, Demetric	90-193	.466	50-111	.450	30-38	.789	260	11.3	34-76	.447	16-42	.381	11-16	.688	95	9.5
POWELL, Duncan	47-117	.402	7-33	.212	39-63	.619	140	6.7	32-60	.533	5-14	.357	28-45	.622	97	9.7
JOHNSON, Austin	44-91	.484	3-14	.214	19-32	.594	110	6.1	19-35	.543	0-1	.000	6-12	.500	44	6.3
ROBINSON, Jeremy	38-99	.384	10-39	.256	16-34	.471	102	4.4	17-40	.425	1-11	.091	7-16	.438	42	4.2
BETTIS, Love	28-71	.394	17-42	.405	10-12	.833	83	4.0	10-23	.435	5-11	.455	6-8	.750	31	3.4
ELLIOTT, Tyrese	20-53	.377	6-27	.222	14-24	.583	60	3.2	12-19	.632	2-5	.400	3-6	.500	29	3.6
DUKE, Kyle	27-51	.529	2-4	.500	14-19	.737	70	3.0	12-21	.571	0-1	.000	2-4	.500	26	2.6
FILMORE, Webster	29-50	.580	0-0	.000	9-16	.563	67	2.9	12-23	.522	0-0	.000	3-6	.500	27	2.7
BROOKS, Justin	2-4	.500	1-2	.500	2-2	1.000	7	1.8	0-0	.000	0-0	.000	0-0	.000	0	0.0
HAMILTON, Ahmad	3-5	.600	0-0	.000	1-1	1.000	7	1.4	0-0	.000	0-0	.000	0-0	.000	0	0.0
MCDUFFIE, Chase	4-12	.333	1-5	.200	1-2	.500	10	1.3	0-2	.000	0-1	.000	0-0	.000	0	0.0
POWELL, Garrison	1-2	.500	1-2	.500	0-0	.000	3	0.8	0-0	.000	0-0	.000	0-0	.000	0	0.0
CREWS, Trey	0-4	.000	0-2	.000	0-0	.000	0	0.0	0-0	.000	0-0	.000	0-0	.000	0	0.0
Totals	598-1376	.435	196-564	.348	269-401	.671	1661	72.2	275-596	.461	71-209	.340	121-193	.627	742	74.2
Opponent	614-1408	.436	162-518	.313	283-404	.700	1673	72.7	269-633	.425	80-256	.313	124-165	.752	742	74.2



2022-23 N.C. A&T Men's Basketball
Team Overall Conference
All games

Page 2/2
as of Jan 28, 2023

Totals

Player	Overall Statistics									Conference Statistics								
	O-REB	D-REB	TOTAL	PF	FO	A	TO	A/TO	HI PTS	O-REB	D-REB	TOTAL	PF	FO	A	TO	A/TO	HI PTS
WOODS, Kam	20	75	95	37	0	77	51	1.5	30	7	36	43	20	0	44	26	1.7	30
WATSON, Marcus	30	81	111	61	2	52	71	0.7	28	12	37	49	24	1	23	30	0.8	28
HORTON, Demetric	12	106	118	40	0	60	30	2.0	23	6	55	61	16	0	22	14	1.6	21
POWELL, Duncan	28	76	104	34	0	15	25	0.6	20	19	43	62	17	0	6	17	0.4	20
JOHNSON, Austin	29	75	104	50	2	16	22	0.7	11	7	25	32	21	1	7	5	1.4	10
ROBINSON, Jeremy	15	37	52	38	0	5	14	0.4	13	8	13	21	16	0	3	4	0.8	11
BETTIS, Love	6	19	25	24	0	14	13	1.1	15	2	9	11	14	0	6	2	3.0	13
ELLIOTT, Tyrese	5	16	21	27	0	5	9	0.6	12	2	4	6	7	0	3	3	1.0	12
DUKE, Kyle	7	16	23	24	0	15	11	1.4	11	0	4	4	7	0	6	1	6.0	8
FILMORE, Webster	17	44	61	48	1	11	17	0.6	8	8	18	26	20	1	4	5	0.8	8
BROOKS, Justin	3	3	6	2	0	3	0	3.0	3	0	0	0	1	0	0	0	0.0	0
HAMILTON, Ahmad	0	1	1	0	0	2	1	2.0	5	0	0	0	0	0	0	0	0.0	0
MCDUFFIE, Chase	1	5	6	6	0	0	0	0.0	4	0	1	1	1	0	0	0	0.0	0
POWELL, Garrison	2	0	2	2	0	3	0	3.0	3	0	0	0	0	0	0	0	0.0	0
CREWS, Trey	0	2	2	1	0	2	2	1.0	0	0	0	0	0	0	0	0	0.0	0
Totals	200	607	807	394	5	280	277	1.0	109	85	276	361	164	3	124	113	1.1	90
Opponent	250	625	875	346	7	297	281	1.1	112	112	271	383	162	4	122	104	1.2	92



**2022-23 N.C. A&T Men's Basketball
Extended Season Box Score
All games**

Page 1/1
as of Jan 28, 2023

Game Records

Record	Overall	Home	Away	Neutral
ALL GAMES	11-12	6-3	4-6	1-3
CONFERENCE	6-4	2-3	4-1	0-0
NON-CONFERENCE	5-8	4-0	0-5	1-3

Team Box Score Extended

No.	Player				Total		3-Point		F-Throw		Rebounds																	
		GP-GS	MIN	AVG	FG-FGA	FG%	3FG-3FGA	3FG%	FT-FTA	FT%	OFF	DEF	TOT	AVG	PF	DQ	A	A/G	TO	TO/G	A/TO	BLK	BLK/G	STL	STL/G	PTS	AVG	
3	WOODS, Kam	22-21	769:40	35.0	141-345	.409	69-180	.383	64-92	.696	20	75	95	4.3	37	0	77	3.50	51	2.32	1.51	0	0.00	37	1.68	415	18.9	
4	WATSON, Marcus	23-23	657:03	28.6	124-279	.444	29-103	.282	50-66	.758	30	81	111	4.8	61	2	52	2.26	71	3.09	0.73	8	0.35	16	0.70	327	14.2	
24	HORTON, Demetric	23-23	746:22	32.5	90-193	.466	50-111	.450	30-38	.789	12	106	118	5.1	40	0	60	2.61	30	1.30	2.00	7	0.30	34	1.48	260	11.3	
31	POWELL, Duncan	21-2	431:55	20.6	47-117	.402	7-33	.212	39-63	.619	28	76	104	5.0	34	0	15	0.71	25	1.19	0.60	12	0.57	16	0.76	140	6.7	
13	JOHNSON, Austin	18-17	433:38	24.1	44-91	.484	3-14	.214	19-32	.594	29	75	104	5.8	50	2	16	0.89	22	1.22	0.73	18	1.00	12	0.67	110	6.1	
1	ROBINSON, Jeremy	23-12	462:18	20.1	38-99	.384	10-39	.256	16-34	.471	15	37	52	2.3	38	0	5	0.22	14	0.61	0.36	5	0.22	7	0.30	102	4.4	
2	BETTIS, Love	21-0	258:16	12.3	28-71	.394	17-42	.405	10-12	.833	6	19	25	1.2	24	0	14	0.67	13	0.62	1.08	0	0.00	9	0.43	83	4.0	
5	ELLIOTT, Tyrese	19-0	189:44	10.0	20-53	.377	6-27	.222	14-24	.583	5	16	21	1.1	27	0	5	0.26	9	0.47	0.56	0	0.00	14	0.74	60	3.2	
0	DUKE, Kyle	23-2	223:04	9.7	27-51	.529	2-4	.500	14-19	.737	7	16	23	1.0	24	0	15	0.65	11	0.48	1.36	3	0.13	9	0.39	70	3.0	
25	FILMORE, Webster	23-15	352:42	15.3	29-50	.580	0-0	.000	9-16	.563	17	44	61	2.7	48	1	11	0.48	17	0.74	0.65	7	0.30	10	0.43	67	2.9	
10	BROOKS, Justin	4-0	13:06	3.3	2-4	.500	1-2	.500	2-2	1.000	3	3	6	1.5	2	0	3	0.75	0	0.00	3.00	0	0.00	1	0.25	7	1.8	
23	HAMILTON, Ahmad	5-0	16:45	3.4	3-5	.600	0-0	.000	1-1	1.000	0	1	1	0.2	0	0	2	0.40	1	0.20	2.00	0	0.00	0	0.00	7	1.4	
20	MCDUFFIE, Chase	8-0	48:27	6.1	4-12	.333	1-5	.200	1-2	.500	1	5	6	0.8	6	0	0	0.00	0	0.00	0.00	0	0.00	4	0.50	10	1.3	
11	POWELL, Garrison	4-0	12:34	3.1	1-2	.500	1-2	.500	0-0	.000	2	0	2	0.5	2	0	3	0.75	0	0.00	3.00	0	0.00	1	0.25	3	0.8	
15	CREWS, Trey	3-0	08:33	2.9	0-4	.000	0-2	.000	0-0	.000	0	2	2	0.7	1	0	2	0.67	2	0.67	1.00	1	0.33	0	0.00	0	0.0	
Total		23	4624		598-1376	.435	196-564	.348	269-401	.671	200	607	807	35.1	394	5	280	12.17	277	12.04	1.01	61	2.65	170	7.39	1661	72.2	
Opponents		23	4625		614-1408	.436	162-518	.313	283-404	.700	250	625	875	38.0	346	7	297	12.91	281	12.22	1.06	55	2.39	118	5.13	1673	72.7	

Score by Periods

Team	1st	2nd	OT	TOT
N.C. A&T	745	906	10	1661
Opponents	812	852	9	1673



2022-23 N.C. A&T Men's Basketball Combined Team Statistics All games

Page 1/1
as of Jan 28, 2023

Game Records

Record	Overall	Home	Away	Neutral
ALL GAMES	11-12	6-3	4-6	1-3
CONFERENCE	6-4	2-3	4-1	0-0
NON-CONFERENCE	5-8	4-0	0-5	1-3

Score by Periods

Team	1st	2nd	OT	TOT
N.C. A&T	745	906	10	1661
Opponents	812	852	9	1673

Team Box Score

No.	Player				Total		3-Point		F-Throw		Rebounds													
		GP-GS	MIN	AVG	FG-FGA	FG%	3FG-3FGA	3FG%	FT-FTA	FT%	OFF	DEF	TOT	AVG	PF	DQ	A	TO	BLK	STL	PTS	AVG		
3	WOODS, Kam	22-21	769:40	35.0	141-345	.409	69-180	.383	64-92	.696	20	75	95	4.3	37	0	77	51	0	37	415	18.9		
4	WATSON, Marcus	23-23	657:03	28.6	124-279	.444	29-103	.282	50-66	.758	30	81	111	4.8	61	2	52	71	8	16	327	14.2		
24	HORTON, Demetric	23-23	746:22	32.5	90-193	.466	50-111	.450	30-38	.789	12	106	118	5.1	40	0	60	30	7	34	260	11.3		
31	POWELL, Duncan	21-2	431:55	20.6	47-117	.402	7-33	.212	39-63	.619	28	76	104	5.0	34	0	15	25	12	16	140	6.7		
13	JOHNSON, Austin	18-17	433:38	24.1	44-91	.484	3-14	.214	19-32	.594	29	75	104	5.8	50	2	16	22	18	12	110	6.1		
1	ROBINSON, Jeremy	23-12	462:18	20.1	38-99	.384	10-39	.256	16-34	.471	15	37	52	2.3	38	0	5	14	5	7	102	4.4		
2	BETTIS, Love	21-0	258:16	12.3	28-71	.394	17-42	.405	10-12	.833	6	19	25	1.2	24	0	14	13	0	9	83	4.0		
5	ELLIOTT, Tyrese	19-0	189:44	10.0	20-53	.377	6-27	.222	14-24	.583	5	16	21	1.1	27	0	5	9	0	14	60	3.2		
0	DUKE, Kyle	23-2	223:04	9.7	27-51	.529	2-4	.500	14-19	.737	7	16	23	1.0	24	0	15	11	3	9	70	3.0		
25	FILMORE, Webster	23-15	352:42	15.3	29-50	.580	0-0	.000	9-16	.563	17	44	61	2.7	48	1	11	17	7	10	67	2.9		
10	BROOKS, Justin	4-0	13:06	3.3	2-4	.500	1-2	.500	2-2	1.000	3	3	6	1.5	2	0	3	0	0	1	7	1.8		
23	HAMILTON, Ahmad	5-0	16:45	3.4	3-5	.600	0-0	.000	1-1	1.000	0	1	1	0.2	0	0	2	1	0	0	7	1.4		
20	MCDUFFIE, Chase	8-0	48:27	6.1	4-12	.333	1-5	.200	1-2	.500	1	5	6	0.8	6	0	0	0	0	4	10	1.3		
11	POWELL, Garrison	4-0	12:34	3.1	1-2	.500	1-2	.500	0-0	.000	2	0	2	0.5	2	0	3	0	0	1	3	0.8		
15	CREWS, Trey	3-0	08:33	2.9	0-4	.000	0-2	.000	0-0	.000	0	2	2	0.7	1	0	2	2	1	0	0	0.0		
Team											25	51	76					11						
Total		23	4624		598-1376	.435	196-564	.348	269-401	.671	200	607	807	35.1	394	5	280	277	61	170	1661	72.2		
Opponents		23	4625		614-1408	.436	162-518	.313	283-404	.700	250	625	875	38.0	346	7	297	281	55	118	1673	72.7		

Team Statistics

	NCA&T	OPP
Scoring	1661	1673
Points per game	72.2	72.7
Scoring margin	-0.5	-
Field goals-att	598-1376	614-1408
Field goal pct	.435	.436
3 point fg-att	196-564	162-518
3-point FG pct	.348	.313
3-pt FG made per game	8.5	7.0
Free throws-att	269-401	283-404
Free throw pct	.671	.700
F-Throws made per game	11.7	12.3
Rebounds	807	875
Rebounds per game	35.1	38.0
Rebounding margin	-3.0	-
Assists	280	297
Assists per game	12.2	12.9
Turnovers	277	281
Turnovers per game	12.0	12.2
Turnover margin	+0.2	-
Assist/turnover ratio	1.0	1.1
Steals	170	118
Steals per game	7.4	5.1
Blocks	61	55
Blocks per game	2.7	2.4
Winning streak	2	-
Home win streak	1	-
Attendance	24179	47061
Home games-Avg/Game	9-2687	10-4706
Neutral site-Avg/Game	-	4-67

Team Results

Date	Opponent		Score	Att.
11/07/2022	Edward Waters	W	100-61	3857
11/11/2022	at Iowa	L	71-112	11296
11/13/2022	at Iowa St.	L	43-80	12731
11/19/2022	vs Gardner-Webb	L	64-66	268
11/20/2022	at Wofford	L	64-78	506
11/22/2022	St. Andrews	W	109-57	706
11/26/2022	Greensboro	W	78-51	851
11/30/2022	UNC Greensboro	W	73-56	4704
12/13/2022	at Houston	L	46-74	7268
12/17/2022	vs Texas Southern	Wot	67-66	0
12/18/2022	vs Norfolk St.	L	66-70	0
12/21/2022	at UTEP	L	62-75	4255
12/22/2022	vs New Mexico St.	L	76-85	0
12/29/2022	at Northeastern	L	76-88	817
12/31/2022	at Hofstra	W	81-79	1667
01/04/2023	Col. of Charleston	L	79-92	2655
01/07/2023	UNCW	L	61-66	1904
01/11/2023	at Elon	W	80-71	1804
01/14/2023	Stony Brook	W	61-59	1346
01/16/2023	at Hampton	W	79-67	3825
01/19/2023	Towson	L	67-79	5700
01/21/2023	at William & Mary	W	90-86	2892
01/26/2023	Drexel	W	68-55	2456