



DREXEL (12-8, 6-2) vs. NORTH CAROLINA A&T (10-12, 5-4)

January 26, 2023
Corbett Sports Center
East Greensboro, N.C.



MBB CONTACT: Mike Tuberosa
Associate A.D., Athletic Communications
E-mail: mt85@drexel.edu

2022-23 SCHEDULE

NOVEMBER			
Fri.	11	OLD DOMINION	W, 71-59
Tue.	15	PENN	L, 64-59
Fri.	18	ARCADIA	W, 85-45
Gulf Coast Showcase - Estero, Fla.			
Mon.	21	vs. UT-Arlington	W, 59-38
Tue.	22	vs. FGCU	L, 67-59
Wed.	23	vs. Indiana State	L, 85-81
Sun.	27	at Temple	L, 73-61
Wed.	30	LAFAYETTE	W, 64-56
DECEMBER			
Sat.	3	PRINCETON	L, 83-63
Sat.	10	at La Salle	W, 65-58 (ot)
Wed.	14	at Seton Hall	L, 66-49
Sat.	17	DELAWARE STATE	W, 85-52
Thu.	22	at Fairfield	PPD
Thu.	29	ELON*	W, 62-50
Sat.	31	WILLIAM & MARY*	W, 66-56
JANUARY			
Thu.	5	at Towson*	L, 64-58
Sat.	7	MONMOUTH*	W, 67-35
Thu.	12	at Stony Brook*	L, 67-66
Sat.	14	at Northeastern*	W, 76-55
Thu.	19	HAMPTON*	W, 79-73
Sat.	21	DELAWARE*	W, 77-74 (ot)
Thu.	26	at N.C. A&T*	7:00
Sat.	28	at Elon*	4:00
FEBRUARY			
Thu.	2	CHARLESTON*	7:00
Sat.	4	at Monmouth*	2:00
Thu.	9	at Delaware*	7:00
Sat.	11	TOWSON*	2:00
Mon.	13	at Hofstra*	7:00
Thu.	16	UNCW*	7:00
Sat.	18	at Hampton*	4:00
Thu.	23	NORTHEASTERN	7:00
MARCH			
3-7 CAA Championships ®			TBA
Home games in BOLD.			

*Colonial Athletic Association (CAA) opponent
®CAA Championships in Washington, D.C.


TODAY'S MATCHUP

Drexel Dragons (12-8)			<u>All-Time vs. N.C. A&T:</u> First Meeting			N.C. A&T Aggies (10-12)
Head Coach	Ithaca '00		<u>TV:</u> FloHoops		Head Coach	First
Zach Spiker	Seventh Season at Drexel				Phillip Shumpert	Season at NC A&T

DREXEL DRAGONS PROBABLE STARTERS

0 COLETRANE WASHINGTON
6-4 | SR | G

PPG	RPG	APG	MPG
10.3	2.3	1.3	32.3



2021-22 Notes:

- A tri-captain this year
- Scored career-high 22 points vs. UT Arlington
- Shooting .342 from behind the arc this year
- Had 21 points at La Salle

1 LAMAR ODEN, JR.
6-6 | JR | G/F

PPG	RPG	APG	MPG
8.7	5.0	0.9	27.0



2021-22 Notes:

- A tri-captain this year
- Scored 17 points in win vs. Lafayette
- Had 16 pts. four times
- Averaging 8.7 pts.
- Has 31 3-pointers

11 JUSTIN MOORE
6-3 | FR | G

PPG	RPG	APG	MPG
9.1	3.0	2.7	27.3



2021-22 Notes:

- Freshman from Philadelphia
- Had 21 pts. vs. Delaware
- Named CAA Rookie of the Week on Jan. 23
- Scored 14 points and had seven assists vs. Hampton

14 LUKE HOUSE
6-4 | SR | G/F

PPG	RPG	APG	MPG
7.6	3.3	1.3	23.8



2021-22 Notes:

- Had 25 pts. vs. Delaware St.
- Shooting .382 from deep
- Had 19 pts. vs. Delaware
- Has 3.6-to-1 A-TO ratio
- Former walk-on who has started last nine games

22 AMARI WILLIAMS
6-10 | JR | F

PPG	RPG	BPG	MPG
14.1	8.3	2.2	27.5



2021-22 Notes:

- CAA Defensive POY in '22
- Third Team All-CAA
- Leads the league in blocks
- 12 career double-doubles
- Has 42 rejections

KEY RESERVES OFF THE BENCH

Player	PPG
3 Jamie Bergens (Jr./G/6-2)	6.1
4 Shane Blakeney (Fr./G/6-5)	---
5 Kobe MaGee (Fr./G/6-6)	3.4
13 Garfield Turner (So./F/6-8)	3.7
15 Cole Hargrove (Fr./F/6-8)	1.6
21 Mate Okros (Sr./F/6-6)	4.9
23 Yame Butler (So./G/6-5)	3.4
24 Terrence Butler (So./F/6-7)	0.8

Had nine points and three steals at Stony Brook
One of top S.C. high school point guards in 2022
Came off the bench to score 12 vs. Arcadia
Has had nine or more rebounds twice
Scored eight points vs. Arcadia
Fifth on Drexel's career 3-pt. % list
Had 10 points at Seton Hall
Scored two points at Towson

CONNECT WITH US



@DrexelMBB

@drexelmbb

DrexelMensBasketball



HEAD COACH ZACH SPIKER

Ithaca '00 · Seventh Season at Drexel

Zach Spiker is in his seventh season leading the Drexel Men's Basketball program. Spiker and his staff have rebuilt the Dragons' roster over the last few years and in 2021 saw their hard work pay off. Drexel won its first-ever Colonial Athletic Association Championship and earned a bid to the NCAA Tournament for the first time in 25 years.

The 2020-21 season was an unforgettable year. Games were canceled on numerous occasions by the pandemic, but the Dragons stayed discipline the entire year. The Dragons played just five home games due to other teams testing protocols, but that didn't deter them from their ultimate goal. Drexel knocked off James Madison in the final regular season game to earn

the CAA's sixth-seed. The Dragons then returned to Harrisonburg for the Championships and proceeded to beat the College of Charleston, Northeastern and Elon on consecutive nights to win their first CAA title. Spiker's team shot a blistering 58 percent from long-range during the tournament as the Dragons advanced to the Indianapolis Bubble for their first appearance in March Madness since 1996. Cam Wynter was named the CAA's Most Outstanding Player, while Zach Walton and James Butler were named to the All-Tournament team.

The Dragons followed that season up with a 15-14 mark during the 2021-22 campaign. Spiker's squad finished the year with a 10-8 record in the CAA, the most conference wins by a Drexel team in 10 years. The Dragons were 5-4 in league road games. Spiker's team became just the second Drexel men's basketball team to finish above .500 in back-to-back seasons in the last 17 years. Cam Wynter was a First Team All-CAA pick, while Amari Williams was named the CAA's Defensive Player of the Year and a Third Team selection. Matey Juric became just the second Drexel men's basketball player to earn the CAA's prestigious Dean Ehlers Award.

Spiker was named the 26th head coach in Drexel history on March 25, 2016. In his six five seasons at the school, Spiker has had 10 All-Colonial Athletic Association selections. Two of his recruits have been named to the CAA All-Rookie Team and Cam Wynter was named the CAA's Rookie of the Year. He has had two players lead the league in three-point percentage and James Butler has led the CAA in both rebounding and field-goal percentage.

In 2019-20, the Dragons picked up their first in-season tournament victory in 17 years by winning the Boardwalk Battle in Atlantic City, N.J. The Dragons had seven non-conference wins, the most for the school in six years. In addition, Drexel won 10 games at the Daskalakis Athletic Center. It marked the first time the team won 10 or more games at the DAC since the 2011-12 team won 15. Off the court, the Dragons compiled a 3.25 grade-point average during the winter quarter.

Spiker picked up his first victory at Drexel against Hartford in his first game at the DAC on Nov. 18, 2016. The Dragons have had some memorable wins in his time in University City. Drexel knocked off Houston, an NCAA Tournament team, at the Paradise Jam in 2017. Spiker's team made national headlines as it rallied from a 34-point deficit to defeat Delaware at the DAC on Feb. 22, 2018. That marked the biggest come-from-behind win in NCAA history.

The Dragons increased their conference win total for the second straight year and averaged 75.8 points per game in 2018-19, their highest average since joining the CAA. Drexel picked up a 79-78 win at the College of Charleston, which snapped the Cougars' 22-game home winning streak. It was the second longest in the nation at that time. Wynter won the CAA Rookie of the Year Award, joining Chris Fouch and Damion Lee as the only Drexel players to earn the award. Graduate student Trevor John set a school record with 103 three-pointers as Drexel finished the year with 237 treys, the third-highest total in school history. Spiker's first team at Drexel made 256 three-pointers, breaking the mark set by the 1995-96 team.

Spiker came to the Dragons from Army West Point, where he spent seven seasons as the head coach of the Black Knights. He led Army West Point to its most wins in more than 30 years in his final season. Spiker won 102 games during his time at West Point, which is tied with Naismith Hall of Fame coach Bob Knight for second all-time at the Academy. In his final season, Spiker led the Black Knights to a 19-14 record and tied for the best overall mark in the Patriot League. They earned Army's first postseason appearance since another Hall of Famer, Mike Krzyzewski, led them to the National Invitation Tournament in 1978. He is the only coach in Army history to win 15 or more games in four consecutive seasons, a mark the program has not achieved — even under multiple coaches — since 1920-24.

Spiker was selected as the 2016 Skip Prosser Man of the Year. He was named the 2013 Patriot League Coach of the Year award and was a finalist for the Hugh Durham Award, presented annually to the nation's top mid-major coach. Spiker was one of only seven coaches in the country to receive at least one vote for the Associated Press National Coach of the Year honor that season. His 2015-16 Black Knights squad was one of the best in recent memory at West Point. The team's 19 wins were the most by Army since the 1977-78 season. Spiker's team also set a school record with 11 road wins. Over his last four seasons, Spiker's team had 11 All-Patriot League selections, the most in a four-year span in program history. As a rookie head coach in 2009-10, Spiker's squad won 14 games, the most for any first-year head man with the Academy since Knight's 18-win campaign in 1965-66. The growth continued for the Army program under Spiker's watch, and he joined Knight and Krzyzewski as the only coaches in the program's history to win 65 or more games in their first five seasons.

2022-23 DREXEL ROSTER

NUMERICAL

NO.	NAME	POS.	CL.	HT.	WT.	HOMETOWN/HIGH SCHOOL/LAST SCHOOL
0	Coletrane Washington	G	5th.	6-4	190	Sewickley, Pa./Quaker Valley
1	Lamar Oden, Jr.	G/F	Jr.	6-6	215	Douglasville, Ga./Greenforest-McCalep Christian
2	Hubert Bayigamba	G	Jr.	6-2	182	Gaithersburg, Md./Wootton
3	Jamie Bergens	G	Jr.	6-2	185	Almere, Netherlands/West Nottingham/Oral Roberts
4	Shane Blakeney	G	Fr.	6-5	175	Rock Hill, S.C./Legion Collegiate Academy
5	Kobe MaGee	G	Fr.	6-6	180	Allentown, Pa./Executive Education Academy
11	Justin Moore	G	Fr.	6-3	170	Philadelphia, Pa./Archbishop Wood
12	Dean Wang	G	Jr.	6-1	190	Philadelphia, Pa./Friends Select
13	Garfield Turner	F	So.	6-8	225	Gaithersburg, Md/Mt. Zion/Odessa
14	Luke House	G/F	Sr.	6-4	210	Norristown, Pa./Archbishop Carroll/California (Pa.)
15	Cole Hargrove	F	Fr.	6-8	201	Norristown, Pa./Methacton
21	Mate Okros	F	Sr.	6-6	215	Debrecen, Hungary/Myerscough College (England)
22	Amari Williams	F	Jr.	6-10	250	Nottingham, England/Myerscough College (England)
23	Yame Butler	G	So.	6-5	205	Greenbelt. Md/Roosevelt/State Fair C.C.
24	Terrence Butler	F	So.	6-7	235	Upper Marlboro, Md./Bishop McNamara
25	Max Davis	G	Fr.	6-4	200	New York, N.Y./IMG Academy
30	Maximus Fuentes	G	Fr.	6-3	180	Miami, Fla./North Broward Prep

ALPHABETICAL

NO.	NAME	POS.	CL.	HT.	WT.	HOMETOWN/HIGH SCHOOL/LAST SCHOOL
2	Hubert Bayigamba	G	Jr.	6-2	182	Gaithersburg, Md./Wootton
3	Jamie Bergens	G	Jr.	6-2	185	Almere, Netherlands/West Nottingham/Oral Roberts
4	Shane Blakeney	G	Fr.	6-5	175	Rock Hill, S.C./Legion Collegiate Academy
24	Terrence Butler	F	So.	6-7	235	Upper Marlboro, Md./Bishop McNamara
23	Yame Butler	G	So.	6-5	205	Greenbelt. Md/Roosevelt/State Fair C.C.
25	Max Davis	G	Fr.	6-4	200	New York, N.Y./IMG Academy
30	Maximus Fuentes	G	Fr.	6-3	180	Miami, Fla./North Broward Prep
15	Cole Hargrove	F	Fr.	6-8	201	Norristown, Pa./Methacton
14	Luke House	G/F	Sr.	6-4	210	Norristown, Pa./Archbishop Carroll/California (Pa.)
5	Kobe MaGee	G	Fr.	6-6	180	Allentown, Pa./Executive Education Academy
11	Justin Moore	G	Fr.	6-3	170	Philadelphia, Pa./Archbishop Wood
1	Lamar Oden, Jr.	G/F	Jr.	6-6	215	Douglasville, Ga./Greenforest-McCalep Christian
21	Mate Okros	F	Sr.	6-6	215	Debrecen, Hungary/Myerscough College (England)
13	Garfield Turner	F	So.	6-8	225	Gaithersburg, Md/Mt. Zion/Odessa
12	Dean Wang	G	Jr.	6-1	190	Philadelphia, Pa./Friends Select
0	Coletrane Washington	G	5th.	6-4	190	Sewickley, Pa./Quaker Valley
22	Amari Williams	F	Jr.	6-10	250	Nottingham, England/Myerscough College (England)

Head Coach: Zach Spiker
Chief of Staff: Jason Allison

Assistant Coaches: Paul Fortier, Justin Jennings, Will Chavis
Basketball Operations: Zack Duffy

PRONUNCIATION GUIDE

Yame Butler YAH-may
 Mate Okros MAH-tay Oh-KRUUS
 Kobe MaGee Muh-GHEE

ROSTER BY CLASS

Freshmen (6)
 Blakeney, Davis, Fuentes, Hargrove, MaGee, Moore

Sophomores (2)
 Y. Butler, Turner

Juniors (5)
 Bayigamba, Bergens, Oden, Jr., Wang, Williams

Seniors (2)
 House, Okros

Fifth-Year Students (1)
 Washington

ROSTER BY STATE

Florida (1): Fuentes
Georgia (1): Oden, Jr.
Maryland (4): Bayigamba, T. Butler, Y. Butler, Turner
New York (1): Davis
Pennsylvania (6): Hargrove, House, MaGee, Moore, Wang, Washington
South Carolina (1): Blakeney

ROSTER BY COUNTRY

England (1): Williams
Hungary (1): Okros
Netherlands (1): Bergens
United States (15)

CAA PREDICTED ORDER OF FINISH

Team	Points (1st-Place Votes)
1. Towson	144 (12)
2. Hofstra	122
3. Delaware	121
4. Charleston	119 (1)
5. UNCW	101
6. Northeastern	84
7. Drexel	82
8. William & Mary	52
9. Stony Brook	50
10. Monmouth	62
11. NC A&T	35
12. Elon	30
13. Hampton	25

CAA PRESEASON TEAMS

(Voted on by Coaches and Media)

CAA Preseason First Team

Aaron Estrada, Hofstra, R-Sr., G
Cam Holden, Towson, R-Sr., G
Jameer Nelson Jr., Delaware, R-Jr.
Charles Thompson, Towson, Sr., F
Nicolas Timberlake, Towson, Gr., G

CAA Preseason Second Team

Jyáre Davis, Delaware, R-So., F
Shykeim Phillips, UNCW, Sr., G
Reyne Smith, Charleston, So., G
Jahmyl Telfort, Northeastern, Jr., F
Amari Williams, Drexel, Jr., F

CAA Preseason Player of the Year

Aaron Estrada, Hofstra

Honorable Mention

Ben Burnham, So., F, Charleston; Aaron Clarke, Gr., G, Stony Brook; Deuce Dean, Sr., G, Hampton; Chris Doherty, R-Sr., F, Northeastern; Darlinstone Dubar, So., G, Hofstra; Marcus Watson, R-Jr., F, North Carolina A&T; Ben Wight, Jr., F, William & Mary



COLONIAL ATHLETIC ASSOCIATION

CAA STANDINGS (through Jan. 25)

Team	CAA	Overall
Charleston (#18)	9-0	21-1
Hofstra	6-2	13-8
Towson	6-2	14-7
Drexel	6-2	12-8
UNCW	6-3	16-6
NC A&T	5-4	10-12
Northeastern	4-4	8-11
Stony Brook	3-4	7-13
William & Mary	3-5	8-13
Delaware	3-5	11-10
Hampton	1-7	4-16
Monmouth	0-7	1-19
Elon	0-7	2-18

UPCOMING CAA SCHEDULE

Jan. 26	Drexel at N.C. A&T	7:00
	Stony Brook at W&M	7:00
	Hofstra at Elon	7:00
	Monmouth at UNCW	7:00
	Northeastern at Towson	7:00
	Delaware at Hampton	7:00

CAA TEAM RANKINGS

Statistic	Rank	Number
Scoring	9th	67.60
Scoring Defense	1st	61.00
Scoring Margin	2nd	+6.60
FT Pct.	10th	.670
FG Pct	8th	.433
FG Pct. Defense	4th	.423
3FG Pct.	9th	.329
3FG Pct. Defense	5th	.332
Reb. Margin	4th	+2.75

INDIVIDUAL RANKINGS IN THE CAA

Statistic	Player	No.	Rank
Points	Amari Williams	14.1	11th
Rebounds	Amari Williams	8.3	4th
FG Pct.	Amari Williams	.528	1st
Steals	Amari Williams	1.53	8th
3FG/Game	Coletrane Washington	1.91	10th
Blocks	Amari Williams	2.21	1st

AGAINST THE AGGIES

Drexel and North Carolina A&T are meeting for the first time. This is the Aggies first season as a member of the Colonial Athletic Association. Last season, they were a member of the Big South.

PRESEASON PROGNOSTICATIONS

The CAA preseason pollsters picked the Dragons for seventh place in 2022-23. Towson was the overwhelming favorite, receiving 12 of the 13 first-place votes. The Dragons were picked just behind Northeastern.

Drexel junior Amari Williams was a Second Team All-CAA preseason pick. He had an outstanding sophomore year,

averaging 9.5 points and 7.3 rebounds. Williams also led the league in blocked shots with 57.

THE CAPTAINS

This season's captains are Lamar Oden, Jr., Mate Okros and Coletrane Washington. Oden is one of the emotional leaders of the team who should play more of a role this season. Okros is among Drexel's all-time leaders in career 3-point percentage, despite being hampered by injuries the last two years. Washington, a fifth-year student-athlete, is another sharpshooter from deep. He led the CAA as a freshman in 3-point percentage.

DREXEL FROM DOWNTOWN

Drexel Head Coach Zach Spiker's teams have been known for their 3-point shooting. Last season, Drexel shot .346 from long range and led the league by shooting .374 from deep in conference games. The Dragons started slow this year and abut are now .329 from deep. They have been slowly increasing that number. Drexel was 8-for-18 at Northeastern and set a school record by making 17 3-pointers against Delaware State. Luke House led the way with five. They made 11 3-pointers in the CAA opener against Elon. Drexel has had six games with at least 10 3-pointers made.

House leads the team shooting .382 from deep. Mate Okros follows at .375 with Coletrane Washington right behind him at .342.

CITY SUCCESS

Drexel has been one of the more successful teams in the city of Philadelphia over the last three plus years. During that time, only Villanova has more wins than coach Spiker's squad. This year, Drexel has the best winning percentage of any of the six schools.

Wins Since 2019-20 (Through Jan. 22)

School	Wins	'22-'23
Villanova	82	10-10
Drexel	53	12-8
Temple	44	12-9
La Salle	40	8-11
*Penn	32	9-11
SJU	28	9-10

*Did not play in 2020-21

AT THE DAC

Drexel has been a tough team to face at the DAC over the last few years. Last season, Drexel was 8-4 on its home court and is 9-2 this year. The Dragons have a 30-13 record over the last three plus seasons at home. They have had a winning record at the DAC in five straight seasons. Spiker has a 53-33 mark at the DAC in now his seventh season at the school.

Drexel Single-Season Three Pointers

Year	3's	Att	Pct
2016-17	256	741	.345
1995-96	241	612	.394
2019-20	241	690	.349
2018-19	237	669	.354
2017-18	227	699	.325
2004-05	224	580	.386
2011-12	221	584	.378
1996-97	221	617	.358
2003-04	213	549	.388
2021-22	211	609	.346
1993-94	204	543	.376

Bold indicates a Spiker Coached Team

THE ROAD ISN'T SO BAD

Drexel had its best season on the road in quite some time in 2021-22. Spiker's team won five CAA road games, which was the most for a Drexel team since the 2011-12 team won five road games. Drexel's six overall road wins were the most since the 2014-15 team won six games. The Dragons beat Saint Joseph's on the road, snapping a nine-game losing streak on Hawk Hill. This year, Drexel defeated La Salle at Gola Arena on Dec. 10. It was the fourth straight time Drexel has won at Gola.

DEFENSIVELY SPEAKING

Drexel's defense is a big reason the Dragons are off to a good start. Coach Spiker's team enters play leading the CAA and is ranked 16th nationally in scoring defense. The Dragons allow just 61 points per game. They have held 10 teams under 60 points (10-0 in those games) and have held two Division I opponents to under 40. Anchoring the back line is Amari Williams, who leads the CAA and is 20th in Division I (as of 1/22) with 2.2 blocks per game.

PLAYERS IN THE PROS

Since 2000-01, the Dragons have had more than 30 players sign professional contracts. Damion Lee is a member of the Phoenix Suns. Other players who are still active include Austin Williams, Tramaine Isabell, Samme Givens, Melik Martin, Frantz Massenet, Dartaye Ruffin, Chaz Crawford, Kazembe Abif, Frank Elegar, Zach Walton and Trevor John.

ALL IN THE FAMILY

Drexel has had a number of players whose families have been involved in college and pro sports. Junior Lamar Oden, Jr. is the second cousin of Greg Oden, a second team All-American at Ohio State and the first overall pick in the 2007 NBA Draft.

Both of freshman Terrence Butler's sisters played college basketball, one at JMU and one at Syracuse. Jamie Bergens father played professionally in the Netherlands. Shane Blakeney's grandfather and uncle both played at Cheyney. His uncle, Charles Kirkland, was drafted by the Milwaukee Bucks. Justin Moore's father, Malik Moore, played at Temple.

TRANE IS BACK

Drexel's Coletrane Washington is back for his fifth year. The guard from Western Pennsylvania played well down the stretch last season and will complete his eligibility this season. Washington averages 10.3 points per game and has started every game. He is shooting .342 from behind the arc and is a career .363 shooter from long range. Washington is being counted on not only to make shots, but to be a leader for a young Drexel team. He began the season with 15 points against Old Dominion and had a career-high 22 against UT Arlington. He led the Dragons with 21 points in the win at La Salle.

BIG MAN IN THE MIDDLE

Amari Williams quietly became one of the top big men in the CAA last season. Williams played sparingly as a freshman, but emerged as a dominating force in the paint. The 6-foot-10 forward led the CAA in blocked shots and was named the league's Defensive Player of the Year. He averaged 9.5 points and 7.3 rebounds while shooting .521 from the floor. This season, Williams has been even better. He leads the club in scoring, rebounding, blocked shots and steals. He is averaging 14.1 points, 8.3 rebounds and has six double-doubles this year (12 in his career). He scored 20 points against both Penn and Florida Gulf Coast. He opened CAA play with 10 points, 14 rebounds, six assists and four blocks vs. Elon and followed that up with 18 points, nine rebounds and six blocks. After those two games, he was named the CAA Player of the Week.

Williams Top Overall Performances

Date	Opp.	FG	Pts	Reb	B
1/27/22	at JMU	6-10	21	12	4
2/24/22	UNCW	7-11	20	19	1
11/22/22	FGCU	6-11	20	9	3
11/15/22	Penn	8-14	20	7	1
12/31/22	William & Mary	8-12	18	9	6
1/22/22	William & Mary	5-8	15	9	4

Career-high in **bold**

MYERSCOUGH CONNECTION

Mate Okros and Amari Williams were teammates before coming to Drexel. Okros, now a senior, and Williams, a junior, attended Myerscough College in England. Okros was a major factor in Drexel's CAA Championship run. He finished the year in the top 10 in the CAA in 3-point percentage.

Okros, in his fourth year, is one of the best sharpshooters in Drexel history. He is fifth all-time in career 3-point percentage. Williams is one of the most improved players in the CAA. He was a All-CAA Second Team pick this preseason after being named the CAA Defensive Player of the Year in 2022.

IN THE COMMUNITY

Drexel has been active over the last few years in the West Philadelphia community. The team organized a coat drive that has turned into an annual event. Members of the team were part of the Vidas Field Day held on Halloween at Vidas Field. The event brought more than 100 children from a nearby local elementary school in for a field day which included games and lunch with members of SAAC and different Drexel teams.

On Martin Luther King, Jr. Day, the team, along with more than 300 other volunteers through Drexel, participated in a day of service. The team was part of Community Clean-Up Day in West Philadelphia.

Head coach Zach Spiker has been involved since he arrived on campus. He was named the 2021 Lindy Center for Civic Engagement Award winner. He was given the Staff Award for Campus and Community Engagement by the Lindy Center and became the only Drexel coach to win the award. It goes to one staff member each year that exhibits the tenets of good campus or community partnership in their efforts regardless of their university role. Spiker has been a vocal supporter and helped raise funds for the creation of the Center for Black Culture.

MILESTONES

Coletrane Washington

*Has 135 career 3-pointers at Drexel. He is one away from moving past Camren Wynter into the 17th spot on DU's career list

Amari Williams

*Is 10th all-time in blocks at Drexel with 104. He needs 22 to tie Malik Rose for ninth on Drexel's career list.

Mate Okros

*Has 131 career 3-pointers and is 19th all-time in career treys at Drexel.

SHARING THE BALL

Drexel's offense has been moving the ball well as of late. In their game against Delaware State, the Dragons assisted on 25 of their 31 field goals (83.8 percent). That is the highest ratio this season. The last time Drexel had a ratio higher was during the 2020-21 season against William & Mary when it assisted on 20 of 23. On Jan. 7, the Dragons assisted on 18 of their 24 buckets against Monmouth (75%).

PRESENTING SPONSOR

International Brotherhood of Electrical Worker's Local 98 is the presenting sponsor of the 2022-23 Drexel Men's Basketball season. IBEW Local 98 is a proud supporter of Drexel Athletics and Drexel University for the third-straight season.

THE LAST TIME A DRAGON...

Scored 20 points	1-21-23, Justin Moore (21), Delaware
Scored 25 points	12-17-22, Luke House (25), Delaware St.
Scored 30 points	1-17-22, Xavier Bell (30), Hofstra
Scored 40 points	1-25-18, Tramaine Isabell (40), Elon
Two scored 20	12-2-21, Butler (25) and Martin (20), FDU
Had 10 Reb.	1-19-23, Amari Williams (11), Hampton
Had 11 Reb.	1-19-23, Amari Williams (11), Hampton
Had 12 Reb.	12-29-22, Amari Williams (14), Elon
Had 13 Reb.	12-29-22, Amari Williams (14), Elon
Had 14 Reb.	12-29-22, Amari Williams (14), Elon
Had 15 Reb.	2-24-22, Amari Williams (19), UNCW
Had 8 assists	2-14-22, Cam Wynter (8), Charleston
Had 9 assists	1-15-22, Cam Wynter (9), Northeastern
Had 10 assists	1-17-21, Cam Wynter (11), W&M
Had five steals	1-26-19, Camren Wynter (5), Delaware
Had five blocks	1-21-23, A. Williams (5), Delaware
Made five 3-pters.	12-17-22, Luke House (5), Delaware St.
Had a double-double	1-19-23, A Williams (14-11), Hampton
Had a triple-double	2-9-02, Eric Schmieder, Delaware
Perfect FG% (5 att.)	12-8-18, James Butler (5-5) vs. UMBC
Perfect 3FG% (3 att.)	2-3-22, Xavier Bell (3-3), at Delaware
Shot 100% FT (6)	1-21-23, Justin Moore (8-8), Delaware

THE LAST TIME DREXEL...

Scored 100 points	11-9-21 vs. Neumann (W, 103-74)
Scored 90 points	11-9-21 vs. Neumann (W, 103-74)
Scored 80 points	12-17-22 vs. Delaware State (W, 85-52)
Scored less than 50 pts.	12-14-23 vs. Seton Hall (L, 66-49)
Gave up 100 points	1-2-18 at UNCW (L, 107-87)
Gave up 90 points	3-2-19 vs. Northeastern (L, 90-66)
Gave up 50 or fewer	12-29-22 vs. Elon (W, 62-50)
Gave up 40 or fewer	1-7-23 vs. Monmouth (W, 67-35)
Won by 20 pts.	1-14-23 vs. Northeastern (W, 76-55)
Won by 30 pts.	1-7-23 vs. Monmouth (W, 67-35)
Shot 50 % FG	1-21-23 vs. Delaware (.519) (W, 77-74)
Won five straight	1-24-15 to 2-15-15 (six games)
Played an OT game	1-21-23 vs. Delaware (W, 77-74)
Played a 2OT game	11-19-17 vs. Drake (L, 90-88)
Played a 3OT game	12-4-13 vs. Cleveland St. (W, 85-83)

SINGLE GAME INDIVIDUAL RECORDS

Points	44	John Rankin vs. Rider, 1-6-88
Points, Half:	31	M. Anderson vs. Lehigh, 2-17-88
Rebounds:	30	Steve Lilly vs. Muhlenberg, 1-5-72
Assists:	19	Todd Lehmann vs. Liberty, 2-5-90
Steals:	9	Chris O'Brien vs. Hofstra, 2-11-85
Blocks:	9	by four players
Field Goals:	16	Charles Morrow vs. Haverford, 2-26-58
	16	Greg Newman vs. F&M, 2-16-74
FG Att.	30	M. Anderson vs. Bucknell, 2-24-88
FG Pct.	1.00	M. Mitchell (8-8) vs. Hofstra, 2-15-84
Free Throws	20	Stanley Twoes vs. Saint Joseph's, 1919
FT Att.	28	Malik Rose vs. Hofstra, 2-5-95
FT Pct.	1.00	F. Massenat (15-15) at Towson, 2-14-12
		B. Holden (14-14) vs. Vermont, 2-11-93
		R. Battle (13-13) at Niagara, 12-21-02
		Damion Lee (13-13) at Hofstra, 1-21-15
3-Pt. FG	9	Mike Wisler vs. Hartford, 2-13-94
3-Pt. FG Att.	19	Mike DeRocckis vs. Towson, 2-3-98
3-Pt. %. (min.6)	1.00	Phil Goss (6-6) vs. Hofstra, 2-11-04

THE LAST TIME AN OPPONENT...

Scored 20 pts.	1-21-23, Davis (28) and Nelson (21), Del.
Scored 25 pts.	1-21-23, Jyare Davis (28), Delaware
Scored 30 pts.	2-19-22, Darius Burford (31), Elon
Scored 40 pts.	1-29-94, Eddie Benton (54), Vermont
Two w/ 20	1-21-23, Davis (28) and Nelson (21), Del.
Had 10 Reb.	1-12-23, Frankie Policelli (14), Stony Brook
Had 11 Reb.	1-12-23, Frankie Policelli (14), Stony Brook
Had 12 Reb.	1-12-23, Frankie Policelli (14), Stony Brook
Had 13 Reb.	1-12-23, Frankie Policelli (14), Stony Brook
Had 14 Reb.	1-12-23, Frankie Policelli (14), Stony Brook
Had 15 Reb.	1-20-22, Michael Graham (17), Elon
Had 20 Reb.	2-24-18, Devontae Cacok (21), UNCW
Had 8 assists	2-7-21, Caleb Burgess (8), Hofstra
Had 9 assists	1-12-19, Kai Toews (13), UNCW
Had 10 assists	1-12-19, Kai Toews (13), UNCW
Had five steals	2-24-22, Shykeim Phillips (5), UNCW
Had five blocks	2-13-20, Nathan Knight (7), W&M
Made five 3-pters.	1-23-23, Cavan Reilly (5), Delaware
Double-Double	1-12-23, F. Policelli (16-14), Stony Brook
Perfect FG% (6 att.)	2-1-20, Dylan Painter (7-7), Delaware
Perfect 3FG% (4 att.)	1-25-20, Tareq Coburn (4-4), Hofstra
Shot 100% FT (6 att.)	1-21-23, Jameer Nelson, Jr. (6-6), Del.

CAREER STATISTICS (AT DREXEL)

Player	Pts.	Reb.	Asts	Blk	St.	3FG
Washington	602	112	66	13	33	135
Williams	549	376	84	104	47	6
Okros	518	209	119	5	37	131
Oden	369	178	44	8	17	71
House	176	70	28	2	11	36
Moore	173	57	51	0	11	8
Bergens	122	40	31	0	17	13
Turner	73	70	9	7	7	0
MaGee	41	14	7	2	6	2
Y. Butler	27	6	5	0	1	2
Hargrove	16	11	2	1	5	0
T. Butler	6	8	1	0	2	0
Wang	2	0	1	0	1	0
Fuentes	0	1	0	0	0	0
Bayigamba	0	0	0	0	0	0
Davis	0	0	0	0	0	0

SINGLE GAME TEAM RECORDS

Points	118	vs. Bryn Athyn, 11-14-18
Most Pts. Half	65	vs. UNH, 1-11-96, Lafayette, 1-7-87
Least Pts., Half	10	vs. Lebanon Valley, 2-23-46
	10	at Charleston, 2-6-16
Combined Pts.	241	Siena 126, DU 115 (3 OT), 2-20-78
Opp. Most Pts.	126	Siena (3 OT), 2-20-78
Regulation	108	St. Joe's, 11-28-90, W&M, 1-30-17
Opp. Most in Half	64	Saint Joseph's, 11-28-90
FG Made	51	vs. Siena, 2-20-78 (3 OT)
FG Att.	104	vs. Siena, 2-20-78 (3 OT)
3-Pt. FG Made	17	vs. Delaware State, 12-17-22
3-Pt. FG Att.	41	vs. Kean, 12-18-16
FT Made	44	vs. Delaware, 2-26-05
FT Att.	58	vs. Towson, 3-3-96,
		vs. Delaware, 2-26-05
FT Pct.	1.000	vs. Charleston (19-for-19)

SPECIALTY STATISTICS (DREXEL LISTED FIRST)						
Opponent	PIP	POT	2nd	FAST	BENCH	W/L
ODU	26-34	10-19	10-18	16-7	22-16	W
Penn	28-36	13-12	12-3	15-6	20-17	L
Arcadia	44-24	36-5	30-2	13-9	37-13	W
UT Arlington	22-20	9-16	9-4	2-5	7-11	W
FGCU	20-32	10-12	11-11	0-10	9-20	L
Indiana St.	28-48	15-10	14-9	9-2	12-34	L
Temple	28-30	11-9	9-2	4-4	11-4	L
Lafayette	32-28	12-7	11-7	4-2	6-6	W
Princeton	32-50	10-8	4-6	5-12	22-26	L
La Salle	38-32	6-3	7-11	8-4	22-19	W
Seton Hall	16-34	8-18	7-12	5-14	21-38	L
Delaware St.	24-20	27-15	15-6	9-13	26-18	W
Elon	22-20	15-15	7-4	2-7	12-13	W
William & Mary	40-16	15-9	14-6	11-8	14-16	W
at Towson	28-26	6-7	8-9	5-4	30-7	L
Monmouth	24-20	9-2	19-6	10-4	28-15	W
at Stony Brook	26-20	23-10	4-14	2-3	18-13	L
at Northeastern	34-24	15-8	13-5	4-6	31-18	W
Hampton	22-26	8-11	6-8	12-9	17-2	W
Delaware	42-24	15-16	3-11	11-11	9-15	W
at NC A&T						
at Elon						
Hofstra						
Charleston						
at Monmouth						
at Delaware						
Towson						
at Hofstra						
UNCW						
at Hampton						
Northeastern						
PIP = Points in the Paint FAST = Fast Break Points POT = Points off Turnovers BENCH = Bench Points 2nd Chance Points W/L = Drexel's outcome in game						

DREXEL LEAD/DEFICIT COMPARISON			
Opponent	Largest Lead	Largest Deficit	Game Result
ODU	14 (2nd/5:23)	5 (1st/9:06)	W, 71-59
Penn	---	15 (2nd/14:41)	L, 64-59
Arcadia	42 (2nd/1:38)	---	W, 85-45
UT Arlington	23 (2nd/:54)	2 (1st/19:29)	W, 59-38
FGCU	3 (1st/18:37)	8 (2nd/:08)	L, 67-59
Indiana St.	6 (1st/9:51)	10 (2nd/2:59)	L, 85-81
Temple	3 (2nd/12:41)	14 (2nd/2:09)	L, 73-61
Lafayette	7 (1st/11:38)	16 (2nd/10:48)	W, 64-56
Princeton	---	20 (2nd/:05)	L, 83-63
La Salle	8 (OT/:16)	8 (1st/16:08)	W, 65-58 (OT)
Seton Hall	---	31 (2nd/12:56)	L, 66-49
Delaware St.	2 (1st/19:43)	40 (2nd/2:25)	W, 85-52
Elon	3 (1st/14:10)	14 (2nd/1:48)	W, 62-50
William & Mary	10 (2nd/:32)	6 (1st/5:07)	W, 66-56
at Towson	---	17 (2nd/16:29)	L, 64-58
Monmouth	33 (2nd/:50)	---	W, 67-35
at Stony Brook	9 (2nd/12:47)	10 (1st/11:28)	L, 67-66
at Northeastern	25 (2nd/5:37)	3 (1st/15:22)	W, 76-55
Hampton	12 (2nd/15:45)	---	W, 79-73
Delaware	9 (2nd/15:10)	2 (1st/19:08)	W, 77-74 (OT)
at NC A&T			
at Elon			
Hofstra			
Charleston			
at Monmouth			
at Delaware			
Towson			
at Hofstra			
UNCW			
at Hampton			
Northeastern			

DREXEL RECORD...	
Overall.....	12-8
In CAA Games.....	6-2
At Home (DAC).....	9-2
Away.....	2-4
Neutral Sites.....	1-2
Leading at the Half.....	10-0
Trailing at the Half.....	0-7
Tied at the Half.....	2-1
In Overtime.....	2-0
Games decided by 10 or more points.....	8-3
Games decided by 6-10 points.....	3-2
Games decided by 5 points or less.....	1-3
Score 80 or more points.....	2-1
Score 70-79 points.....	4-0
Score 60-69 points.....	5-3
Score 50-59 points.....	1-3
Less than 50 points.....	0-1
Allow 80 or more.....	0-2
Allow 70-79 points.....	2-1
Allow 60-69 points.....	0-5
Allow 50-59 points.....	6-0
Allow Less than 50.....	4-0
Posting Higher FG%.....	11-1
Opp. Posts Higher FG%.....	1-7
FG% Same.....	0-0
Shoot 50% or above from the field.....	2-2
Shoot 46-49% from the field.....	5-0
Shoot 41-45% from the field.....	3-3
Shoot 36-40% from the field.....	1-1
Shoot 35% or lower.....	1-2
Allow 50% shooting or above.....	0-3
Allow 46-49% shooting from the field.....	1-3
Allow 41-45% shooting from the field.....	2-2
Allow 36-40% shooting from the field.....	5-0
Allow 35% shooting or lower.....	4-0
FT% better than opponent.....	6-2
FT % worse than opponent.....	6-6
FT% equal to opponent.....	0-0
FT% better than 90%.....	0-1
FT% 80-89%.....	4-1
FT% 70-79%.....	3-1
FT% less than 70%.....	5-5
Opponent FT% above 90%.....	0-2
Opponent FT% 80-89%.....	5-2
Opponent FT% 70-79%.....	4-1
Opponent FT% less than 70%.....	3-3
Make 8 or more three pointers.....	7-3
Between 6-7 three pointers.....	1-5
Between 4-5 three pointers.....	4-0
Less than 4 three pointers.....	1-0
Opponents Make 8 or more three pointers.....	1-1
Between 6-7 three pointers.....	3-4
Between 4-5 three pointers.....	3-3
Less than 4 three pointers.....	4-0
Outrebounding Opponent.....	10-2
Outrebounded by Opponent.....	1-6
Rebounds are Equal.....	1-0
Fewer turnovers than Opponent.....	7-7
More turnovers than Opponent.....	4-1
Turnovers are Equal.....	1-0
One player in double figures.....	0-2
Two players in double figures.....	2-3
Three players in double figures.....	7-2
Four players in double figures.....	3-0
Five or more players in double figures.....	0-1
Leading with 10:00 minutes left.....	11-1
Trailing with 10:00 minutes left.....	0-7
Tied with 10:00 minutes left.....	1-0
Leading with 5:00 minutes left.....	11-0
Trailing with 5:00 minutes left.....	0-7
Tied with 5:00 minutes left.....	1-1
Leading with 1:00 minute left.....	11-1
Trailing with 1:00 minute left.....	0-7
Tied with 1:00 minute left.....	1-0
On Monday.....	1-0
On Tuesday.....	0-2
On Wednesday.....	1-2
On Thursday.....	2-2
On Friday.....	2-0
On Saturday.....	6-1
On Sunday.....	0-1
In November.....	4-4
In December.....	4-2
In January.....	4-2
In February.....	0-0
In March.....	0-0
vs. the AAC.....	0-1
vs. the ASUN.....	0-1
vs. the Atlantic 10.....	1-0
vs. the Big East.....	0-1
vs. the Ivy League.....	0-2
vs. the MEAC.....	1-0
vs. the Patriot League.....	1-0
vs. the Sun Belt.....	1-0
vs. the Valley.....	0-1
vs. the WAC.....	1-0
vs. non Division I.....	1-0

DREXEL INDIVIDUAL HIGHS

Points	25, Luke House vs. Del. State, 12-17-22
Reb.	14, Amari Williams vs. Elon, 12-29-22
Off. Reb.	6, Garfield Turner vs. Arcadia, 11-18-22
Def. Reb.	11, Amari Williams vs. Elon, 12-29-22
FG	10, Luke House vs. Del. State, 12-17-22
FGA	18, Washington at Seton Hall, 12-14-22
FG% (5)	.833 (5-6), Turner vs. Arcadia, 11-18-22
3FGM	6, C. Washington vs. UTA, 11-21-22
3FGA	12, Washington at Seton Hall, 12-14-22
3FG% (3)	.800 (4-5), Mate Okros at Towson, 1-5-23
	800 (4-5), Oden, Jr. vs. Hampton, 1-19-23
FTM	8, Three times
FTA	12, Amari Williams vs. FGCU, 11-22-22
FT% (5)	1.00 (8-8), Moore vs. Delaware, 1-21-23
Assists	7, Justin Moore vs. Hampton, 1-19-23
Blocks	6, Amari Williams vs. W&M, 12-31-22
Steals	4, Amari Williams vs. Lafayette, 11-30-22
Minutes	40, Lamar Oden, Jr. vs. La Salle, 11-10-22

DREXEL TEAM HIGHS

Points	85, vs. Delaware State, 12-17-22
	85, vs. Arcadia, 11-18-22
Reb.	51, at La Salle, 12-10-22
	51, vs. Arcadia, 11-18-22
Off. Reb.	22, vs. Arcadia, 11-18-22
Def. Reb.	34, at La Salle, 12-10-22
FG	34, vs. Arcadia, 11-18-22
FGA	76, vs. Arcadia, 11-18-22
FG%	.526, vs. Indiana State, 11-23-22
3FG	17, vs. vs. Delaware State, 12-17-22
3FGA	36, vs. Delaware State, 12-17-22
3FG % (5)	.524, vs. Indiana State, 11-23-22
FTM	20, vs. ODU, 11-11-22
FTA	30, vs. ODU, 11-11-22
FT% (15)	.826 (19-23) vs. Delaware, 1-21-23
Assists	25, vs. Delaware State, 12-17-22
Blocks	7, vs. William & Mary, 12-31-22
Steals	12, vs. Arcadia, 11-18-22
Turn	17, Delaware, 1-21-23
Low Turn.	6, vs. Hampton, 1-19-23

OPPONENT INDIVIDUAL HIGHS

Points	28, Jyare Davis, Delaware, 1-21-23
Reb.	14, Frankie Policelli, Stony Brook, 1-12-23
Off. Reb.	5, Pedro Castro, UT Arlington, 11-21-22
Def. Reb.	13, Frankie Policelli, Stony Brook, 1-12-23
FG	12, Jyare Davis, Delaware, 1-21-23
FGA	23, Jyare Davis, Delaware, 1-21-23
FG% (5)	.857 (7-8), Hysier Miller, Temple, 11-27-22
3FGM	5, Three times
3FGA	10, Isaiah Thompson, FGCU, 11-22-22
3FG% (3)	1.00 (3-3), Blake Peters, Princeton, 12-3-22
	1.00 (3-3), H. Miller, Temple, 11-27-22
FTM	8, Jordan Dingle, Penn, 11-15-22
FTA	8, two opponents
FT% (5)	1.00 (8-8), Jordan Dingle, Penn, 11-15-22
Assists	7, Hysier Miller, Temple, 11-27-22
Blocks	4, KC Ndefo, Seton Hall, 12-14-22
Steals	4, Christian Ray, 1-21-23
	4, Sean Halloran, Elon, 12-29-22
Minutes	45, Jhamir Brickus, La Salle, 12-10-22

OPPONENT TEAM HIGHS

Points	85, Indiana State, 11-23-22
Reb.	44, Seton Hall, 12-14-22
Off. Reb.	18, ODU, 11-11-22
Def. Reb.	34, Seton Hall, 12-14-22
FG	35, Princeton, 12-3-22
FGA	65, three opponents
FG%	.563, Temple, 11-27-22
3FG	9, two opponents
3FGA	25, Lafayette, 11-30-22
3FG %	.563, Temple, 11-27-22
FTM	16, Northeastern, 1-14-23
FTA	21, two opponents
FT% (15)	.929, Penn, 11-15-22
Assists	18, Delaware, 1-21-23
Blocks	8, Seton Hall, 12-14-22
Steals	9, Seton Hall, 12-14-22
Turn.	22, Delaware State, 12-17-22
Low TO's	8, Towson, 1-4-23

DREXEL INDIVIDUAL GAME LEADERS (INCLUDES TIES)

Led/tied for team lead in points: Williams (8), Washington (5), Oden (4), House, Moore, Okros, Turner

Led/tied for team lead in rebounds: Williams (17), Turner (4), Oden (3), Bergens, Okros

Led/tied for team lead in assists: Moore (9), Williams (6), Okros (3), Washington (3), Bergens (2), Oden

Led/tied for team lead in steals: Williams (11), Bergens (6), Washington (3), House (3), Oden (2), Turner (2), Hargrove, Moore

Double figure pts: Williams (17), Washington (9), Oden (9), Moore (7), House (5), Okros (3), Bergens (2), Y. Butler, MaGee, Okros, Turner

20 points or more: Washington (2), Williams (2), House

30 points or more:

Double figure rebounds: Williams (6), Oden, Okros, Turner

Double figure assists:

Double-doubles: Williams (6), Oden, Turner



O COLETRANE WASHINGTON

6-4 • Fifth Year • Guard • Sewickley, Pa. • Quaker Valley

- *One of Drexel's tri-captains in 2022-23
- *Second on DU with 10.3 points per game
- *Is shooting .342 from 3-point territory
- *Has 38 3-pointers this year and now has 135 in his career
- *Led DU with 21 points and had three 3-pointers in win at La Salle
- *Set career-high with 22 points in the win against UT Arlington
- *Drained six of his nine long-range attempts against the Mavericks
- *Was 11-for-19 (.578) from behind the arc at the Gulf Coast Showcase
- *Scored 15 points and made four 3-pointers in win vs. ODU
- *Averaged 6.5 points per game last year and had 42 3-pointers
- *Shot 31-for-75 (.413) from long range in CAA games and was a .356 shooter overall from behind the arc
- *Poured in a season-high 21 points at Charleston and was 6-for-9 from deep
- *Led the CAA in three-point percentage (.439) as a sophomore

CAREER HIGHS

	No.	Team	Most Rec.
Pts:	22	UT Arlington	11/21/22
Reb:	5	Hofstra	2/20/20
Asts:	4	2 times	1/19/23
Blk:	2	2 times	11/27/22
Stl:	2	5 times	1/20/21
FG:	8	UT Arlington	11/21/22
FGA:	18	Seton Hall	12/14/22
3FG:	6	2 times	11/21/22
3FGA:	12	Seton Hall	12/14/22
FT:	6	La Salle	12/10/22
FTA:	7	Elon	2/19/22
Min:	39	2 times	12/14/22

2022-23 SEASON HIGHS

	No.	Team	Most Rec.
Pts:	22	UT Arlington	11/21/22
Reb:	5	4 times	12/31/22
Asts:	4	2 times	1/19/23
Blk:	2	2 times	11/27/22
Stl:	2	Delaware St.	12/17/22
FG:	8	UT Arlington	11/21/22
FGA:	18	Seton Hall	12/14/22
3FG:	6	UT Arlington	11/21/22
3FGA:	12	Seton Hall	12/14/22
FT:	6	La Salle	12/10/22
FTA:	6	La Salle	12/10/22
Min:	39	Seton Hall	12/14/22

10+ Pts. - 18 (9)

20+ Pts. - 3 (2)

COLETRANE WASHINGTON 2021-22 GAME-BY-GAME

Opp.	GS	Min	FG	3's	FT	O-D	Reb	F	A	T	S	B	TP
ODU	*	31	5-12	4-7	1-2	1-2	3	3	0	3	1	0	15
Penn	*	36	2-8	2-7	2-2	1-0	1	2	0	1	0	0	8
Arcadia	*	19	4-12	1-5	2-4	0-0	0	1	0	1	1	2	11
UT Arlington	*	36	8-13	6-8	0-0	1-2	3	2	1	1	0	0	22
FGCU	*	31	3-8	2-6	0-0	0-2	2	3	0	3	0	0	8
Indiana St.	*	31	5-8	3-5	0-0	0-0	0	3	1	0	0	0	13
Temple	*	27	3-9	1-2	2-2	1-1	2	2	1	0	1	2	9
Lafayette	*	34	7-13	2-8	2-2	0-2	2	0	1	2	0	0	18
Princeton	*	36	2-9	0-5	1-1	0-1	1	1	0	0	1	0	5
La Salle	*	36	6-13	3-6	6-6	0-1	1	0	1	1	0	0	21
Seton Hall	*	39	4-18	3-12	0-0	1-1	2	0	3	2	0	0	11
Delaware St.	*	33	5-12	2-7	0-0	1-1	2	2	2	0	2	0	12
Elon	*	35	4-10	3-8	1-2	1-2	3	1	1	1	1	0	12
W&M	*	29	3-5	1-3	0-0	0-3	3	1	0	1	1	0	7
at Towson	*	30	1-9	0-7	0-1	2-3	5	5	3	1	1	0	2
Monmouth	*	25	1-7	1-5	0-0	1-3	4	1	4	2	0	0	3
at Stony Brook	*	33	4-6	1-1	0-0	1-2	3	2	0	1	1	0	9
at NU	*	32	2-6	1-3	1-4	0-2	2	2	1	0	0	0	6
Hampton	*	37	3-8	1-4	1-2	2-2	4	4	4	0	0	0	8
Delaware	*	35	2-4	1-2	0-0	0-2	2	1	2	3	1	0	5
at NC A&T													
at Elon													
Charleston													
at Monmouth													
at Delaware													
Towson													
at Hofstra													
UNCW													
at Hampton													
Northeastern													

WASHINGTON CAREER STATISTICS

				Field Goals		3-Point		F-Throws		Rebounds									Scoring	
SEASON	TEAM	GP-GS	MIN/AVG	FG-FGA	FG%	3FG-3FGA	3FG%	FT-FTA	FT%	OFF	DEF	TOT	AVG	PF-FO	A	TO	BLK	STL	PTS	AVG
2018-19	Drexel	24-0	270/11.2	16-55	.291	12-45	.267	3-4	.750	4	6	10	0.4	18-0	3	7	1	3	47	2.0
2019-20	Drexel	33-0	464/14.1	58-134	.433	43-98	.439	8-12	.667	6	18	24	0.7	36-0	17	14	3	7	167	5.1
2021-22	Drexel	28-17	624/22.3	65-159	.409	42-118	.356	11-17	.647	11	22	33	1.2	34-0	21	14	6	11	183	6.5
2022-23	Drexel	20-20	645/32.3	74-190	.389	38-111	.342	19-28	.679	13	32	45	2.3	36-1	25	23	3	12	205	10.3
TOTAL		105-37	2003/19.1	213-538	.396	135-372	.363	41-61	.672	34	78	112	1.1	124-1	66	58	13	33	602	5.7



1 LAMAR ODEN, JR.

6-6 • Jr. • G/F Douglasville, Ga. • Greenforest-McCalep Christian

- *A tri-captain who has started every game
- *Averaging 8.7 points and 5.0 rebounds per contest
- *Was 4-for-5 from deep and had 16 points vs. Hampton
- *Had a career-high 17 points in the win against Lafayette with three 3's
- *Picked up 11 points and nine rebounds in the win against William & Mary
- *Grabbed nine boards in the win at La Salle
- *Scored 16 points on 7-for-11 shooting to lead DU in the win vs. UT Arlington
- *Also had 16 points against Indiana State and Princeton
- *Recorded first double-double with 13 points and 10 rebounds vs. Arcadia
- *Averaged 4.6 points, 1.8 rebounds and shot .707 from line last year
- *Shot .435 from behind the 3-point arc last season
- *Had then career-high 15 points vs. Coppin St. and was 7-for-9 from the line
- *Second cousin to former Ohio State and NBA player Greg Oden

CAREER HIGHS

	No.	Team	Most Rec.
Pts:	17	Lafayette	11/30/22
Reb:	10	Arcadia	11/18/22
Asts:	3	La Salle	12/10/22
Blk:	1	8 times	1/19/23
Stl:	3	2 times	11/30/22
FG:	6	3 times	1/19/23
FGA:	12	3 times	12/3/22
3FG:	4	3 times	1/19/23
3FGA:	8	Arcadia	11/18/22
FT:	7	Coppin St.	12/14/21
FTA:	10	Delaware	1/3/22
Min:	40	LaSalle	12/10/22

202223 SEASON HIGHS

	No.	Team	Most Rec.
Pts:	17	Lafayette	11/30/22
Reb:	10	Arcadia	11/18/22
Asts:	3	La Salle	12/10/22
Blk:	1	3 times	1/19/23
Stl:	3	Lafayette	11/30/22
FG:	6	3 times	1/19/23
FGA:	12	3 times	12/3/22
3FG:	4	2 times	1/19/23
3FGA:	8	Arcadia	11/18/22
FT:	5	W&M	12/31/22
FTA:	6	W&M	12/31/22
Min:	40	La Salle	12/10/22

10+ Pts. - 14 (9)
10+ Rebounds - 1
Double-Doubles- 1

202223 GAME-BY-GAME

Opp.	GS	Min	FG	3's	FT	O-D	Reb	F	A	T	S	B	TP
ODU	*	18	3-6	0-3	0-0	1-5	6	4	0	0	0	0	6
Penn	*	21	1-6	0-4	0-0	2-4	6	1	2	0	0	0	2
Arcadia	*	28	5-12	3-8	0-0	2-8	10	1	1	2	0	0	13
UT Arlington	*	33	7-11	2-6	0-0	2-4	6	0	1	1	0	1	16
FGCU	*	36	3-12	1-7	0-0	2-5	7	1	1	0	1	0	7
Indiana St.	*	32	6-9	3-5	1-2	0-5	5	1	1	1	1	1	16
Temple	*	24	1-4	1-2	0-0	1-3	4	2	0	0	0	0	3
Lafayette	*	32	5-8	3-4	4-4	1-3	4	2	2	1	3	0	17
Princeton	*	33	6-12	4-7	0-0	2-1	3	0	0	1	0	0	16
La Salle	*	40	2-10	0-5	0-2	3-6	9	1	3	0	0	0	4
Seton Hall	*	18	0-5	0-4	0-0	1-3	4	2	0	2	0	0	0
Delaware St.	*	19	1-4	1-3	0-0	2-0	2	3	1	4	0	0	3
Elon	*	32	3-8	3-7	2-2	1-3	4	3	1	0	1	0	11
W&M	*	29	3-8	0-2	5-6	2-7	9	0	1	0	0	0	11
at Towson	*	29	4-9	1-4	0-0	1-3	4	0	1	0	0	0	9
Monmouth	*	23	2-9	2-5	0-0	1-3	4	0	1	2	1	0	6
at Stony Brook	*	19	1-4	0-2	0-0	0-0	0	3	0	1	0	0	2
at NU	*	24	4-9	2-4	0-0	3-3	6	2	1	0	0	0	10
Hampton	*	33	6-8	4-5	0-0	1-2	3	2	0	0	1	1	16
Delaware	*	16	2-5	1-2	1-2	1-2	3	3	1	1	0	0	6
at NC A&T													
at Elon													
Charleston													
at Monmouth													
at Delaware													
Towson													
at Hofstra													
UNCW													
at Hampton													
Northeastern													

ODEN, JR. CAREER STATISTICS

				Field Goals		3-Point		F-Throws		Rebounds				Scoring						
SEASON	TEAM	GP-GS	MIN/AVG	FG-FGA	FG%	3FG-3FGA	3FG%	FT-FTA	FT%	OFF	DEF	TOT	AVG	PF-FO	A	TO	BLK	STL	PTS	AVG
2020-21	Drexel	19-0	254/13.3	24-70	.343	13-41	.317	10-14	.714	7	23	30	1.6	21-0	9	11	3	7	71	3.7
2021-22	Drexel	27-3	421/15.6	34-90	.378	27-62	.435	29-41	.707	17	32	49	1.8	32-1	17	24	2	2	124	4.6
2022-23	Drexel	20-20	539/27.0	65-159	.409	31-89	.348	13-18	.722	29	70	99	5.0	31-0	18	16	3	8	174	8.7
TOTAL		66-23	1214/18.4	123-319	.386	71-192	.370	52-73	.712	53	125	178	2.7	84-1	44	51	8	17	369	5.6



3 JAMIE BERGENS

6-2 • Junior • G • Almere, Netherlands • Oral Roberts

- *Averaging 6.1 points per game and has 31 assists
- *Played in every game this season
- *Scored nine points, and three steals at Stony Brook
- *Had a Drexel-high 12 points against Princeton with four assists
- *Tallied 10 points, three assists and two steals vs. Delaware State
- *Scored nine points and made three 3-pointers against Indiana State
- *Had nine points vs. Penn and was 4-for-8 shooting
- *Handed out five assists and had nine points in win at Northeastern
- *Scored eight points in 28 minutes in the season-opener against ODU
- *Transfer from Oral Roberts and was a member of 2021 Sweet 16 team
- *Set ORU career-high nine points vs. Western Illinois as a freshman
- *A native of the Netherlands who played high school basketball in Maryland
- *Ranked as a top-100 prospect in Europe according to EuroHopes.com

CAREER HIGHS (AT DU)

	No.	Team	Most Rec.
Pts:	12	Princeton	12/3/22
Reb:	4	4 times	1/14/23
Asts:	5	at NU	1/14/23
Blk:			
Stl:	3	2 times	1/21/23
FG:	4	4 times	1/14/23
FGA:	8	5 times	1/14/23
3FG:	3	FGCU	11/22/22
3FGA:	4	2 times	11/22/22
FT:	4	2 times	12/3/22
FTA:	6	ODU	11/11/22
Min:	29	Seton Hall	12/14/22

10+ Pts. - 2

2022-23 GAME-BY-GAME

Opp.	GS	Min	FG	3's	FT	O-D	Reb	F	A	T	S	B	TP
ODU		28	2-7	0-4	4-6	0-2	2	3	1	1	0	0	8
Penn		26	4-8	0-2	1-3	0-2	2	3	2	0	0	0	9
Arcadia		16	2-2	1-2	3-3	0-2	2	1	4	0	0	0	8
UT Arlington		15	1-2	1-1	1-2	1-3	4	1	1	2	0	0	4
FGCU		21	3-8	3-4	0-2	0-1	1	1	1	2	2	0	9
Indiana St.		13	2-3	1-1	1-1	1-0	1	3	0	1	0	0	6
Temple		12	1-4	1-3	0-0	0-1	1	1	1	0	1	0	3
Lafayette		24	1-5	0-1	0-0	1-3	4	0	1	1	0	0	2
Princeton		24	4-8	0-2	4-4	0-3	3	3	4	0	0	0	12
La Salle		19	3-7	0-3	1-2	0-1	1	1	2	1	0	0	7
Seton Hall	*	29	1-8	1-3	0-0	1-1	2	1	0	3	2	0	3
Delaware St.	*	24	3-6	2-3	2-2	0-3	3	3	2	1	2	0	10
Elon		8	1-3	1-3	0-0	0-0	0	1	0	2	0	0	3
W&M		13	0-4	0-2	1-2	0-1	1	2	0	2	1	0	1
at Towson		14	2-5	1-3	0-0	0-1	1	0	1	0	0	0	5
Monmouth		17	1-5	0-3	3-4	0-2	2	2	2	1	2	0	5
at Stony Brook		26	4-7	0-2	1-2	0-4	4	0	1	0	3	0	9
at NU		28	4-8	1-3	0-0	0-4	4	3	5	2	1	0	9
Hampton		16	0-1	0-1	2-2	0-1	1	3	2	0	0	0	2
Delaware		17	2-4	0-1	3-4	0-1	1	2	1	1	3	0	7
at NC A&T													
at Elon													
Charleston													
at Monmouth													
at Delaware													
Towson													
at Hofstra													
UNCW													
at Hampton													
Northeastern													

BERGENS CAREER STATISTICS

				Field Goals		3-Point		F-Throws		Rebounds										Scoring	
SEASON	TEAM	GP-GS	MIN/AVG	FG-FGA	FG%	3FG-3FGA	3FG%	FT-FTA	FT%	OFF	DEF	TOT	AVG	PF-FO	A	TO	BLK	STL	PTS	AVG	
2020-21	ORU	9-0	67/7.5	4-15	.267	1-8	.125	4-4	1.000	0	4	4	0.4	10-0	7	7	0	1	13	1.4	
2021-22	ORU	14-1	101/7.2	11-30	.367	7-14	.500	4-6	.667	4	7	11	0.8	7-0	15	5	0	5	33	2.4	
2022-23	Drexel	20-2	392/19.6	41-109	.376	13-47	.277	27-39	.692	4	36	40	2.0	34-0	31	20	0	17	122	6.1	
TOTAL FOR Drexel		20-2	392/19.6	41-109	.376	13-47	.277	27-39	.692	4	36	40	2.0	34-0	31	20	0	17	122	6.1	



4 SHANE BLAKENEY

6-5 • Freshman • G • Rock Hill, S.C. • Legion Collegiate Academy

*Freshman who graduated from Legion Collegiate Academy in Rock Hill, S.C.

*Ranked the top point guard in S.C. by Big Shots and Prep Hoops

*A 5-A All-Region selection in 2019 and 2020

*Scored more than 1,000 points in high school

*His team was ranked third in the state of South Carolina in 2022

*Plans to major in business analytics

CAREER HIGHS

No.	Team	Most Rec.
-----	------	-----------

Pts:	
Reb:	
Asts:	
Blk:	
Stl:	
FG:	
FGA:	
3FG:	
3FGA:	
FT:	
FTA:	
Min:	

2022-23 GAME-BY-GAME

[illegible]



5 KOBE MAGEE

6-6 · Freshman · Guard · Allentown, Pa. · Executive Education

- *Has moved his way into the rotation off the bench
- *Appeared in 12 games
- *Scored six points off the bench at Towson
- *Drained two 3-pointers in win vs. Delaware State
- *Tallied five points and four rebounds at Seton Hall
- *Scored six points and had two boards in the win at La Salle
- *Netted career-high 12 points and five rebounds in his debut against Arcadia
- *Was 6-for-10 from the floor in the game
- *Graduated from Executive Education Academy Charter School in Allentown.
- *Was a First Team All-Morning Call and All-Area selection
- *Named Second Team All-Pa. after leading his team to four district titles
- *An athletic wing who was a slam dunk champion.
- *Plans to major in entrepreneurship.

CAREER HIGHS

	No.	Team	Most Rec.
Pts:	12	Arcadia	11/18/22
Reb:	5	Arcadia	11/18/22
Asts:	2	2 times	1/7/23
Blk:	1	2 times	12/17/22
Stl:	2	2 times	12/14/22
FG:	6	Arcadia	11/18/22
FGA:	10	Arcadia	11/18/22
3FG:	2	Delaware St.	12/17/22
3FGA:	3	Delaware St.	12/17/22
FT:	1	Seton Hall	12/14/22
FTA:	1	Seton Hall	12/14/22
Min:	20	Arcadia	11/18/22

10+ Points - 1

2022-23 GAME-BY-GAME

Opp.	GS	Min	FG	3's	FT	O-D	Reb	F	A	T	S	B	TP
ODU					DNP								
Penn					DNP								
Arcadia		20	6-10	0-3	0-0	4-1	5	0	2	2	2	0	12
UT Arlington					DNP								
FGCU					DNP								
Indiana St.					DNP								
Temple					DNP								
Lafayette		4	0-0	0-0	0-0	0-0	0	0	0	0	0	0	0
Princeton		4	0-0	0-0	0-0	0-0	0	0	0	0	0	0	0
La Salle		10	3-4	0-1	0-0	2-0	2	0	1	0	0	1	6
Seton Hall		16	2-6	0-2	1-1	2-2	4	0	0	0	2	0	5
Delaware St.		8	2-3	2-3	0-0	0-0	0	0	1	0	1	1	6
Elon		6	2-2	0-0	0-0	0-0	0	0	0	0	0	0	4
W&M		5	0-0	0-0	0-0	1-0	1	0	0	0	0	0	0
at Towson		11	3-4	0-0	0-0	0-2	2	0	0	0	1	0	6
Monmouth		11	1-2	0-1	0-0	0-0	0	0	2	1	0	0	2
at Stony Brook					DNP								
at NU					DNP								
Hampton		3	0-1	0-0	0-0	0-0	0	0	1	0	0	0	0
Delaware		6	0-0	0-0	0-0	0-0	0	0	0	1	0	0	0
at NC A&T													
at Elon													
Charleston													
at Monmouth													
at Delaware													
Towson													
at Hofstra													
UNCW													
at Hampton													
Northeastern													

MAGEE CAREER STATISTICS

				Field Goals		3-Point		F-Throws		Rebounds										Scoring	
SEASON	TEAM	GP-GS	MIN/AVG	FG-FGA	FG%	3FG-3FGA	3FG%	FT-FTA	FT%	OFF	DEF	TOT	AVG	PF-FO	A	TO	BLK	STL	PTS	AVG	
2022-23	Drexel	12-0	103/8.5	19-32	.594	2-11	.182	1-1	1.000	9	5	14	1.2	0-0	7	4	2	6	41	3.4	
TOTAL		12-0	103/8.5	19-32	.594	2-11	.182	1-1	1.000	9	5	14	1.2	0-0	7	4	2	6	41	3.4	



11 JUSTIN MOORE

6-3 • Freshman • Guard • Philadelphia, Pa. • Archbishop Wood

- *Started 17 games this season at point guard
- *Averages 9.1 points and has handed out 51 assists
- *Named CAA Rookie of the Week after scoring 21 pts. vs. Delaware
- *Tied career-high with 14 pts. and had career-best seven assists vs. Hampton
- *Also had 14 points at Temple
- *Recorded 13 points and five assists at Stony Brook
- *In CAA games he scores 11 ppg and averages 3.5 assists
- *Scored 13 against Indiana State in the Gulf Coast Showcase
- *Led Wood to a 21-8 mark and a berth in the PIAA State Championship game
- *Averaged 15.2 points, 6.1 assists and 4.4 rebounds per game
- *Was a First Team All-Catholic League selection as a senior
- *Reporter/Times Herald/Montgomery Media 2021-22 Player of the Year.
- *Plans to major in business.

CAREER HIGHS

	No.	Team	Most Rec.
Pts:	21	Delaware	1/21/23
Reb:	6	FGCU	11/22/22
Asts:	7	Hampton	1/19/23
Stl:	3	FGCU	11/22/22
FG:	6	2 times	1/21/23
FGA:	16	W&M	12/31/22
3FG:	2	Hampton	1/19/23
3FGA:	4	6 times	1/19/23
FT:	8	Delaware	1/21/23
FTA:	8	Delaware	1/21/23
Min:	39	Delaware	1/21/23

10+ Points - 7

20+ Points - 1

202223 GAME-BY-GAME

Opp.	GS	Min	FG	3's	FT	O-D	Reb	F	A	T	S	B	TP
ODU	*	24	4-5	0-0	1-2	1-1	2	4	5	4	0	0	9
Penn	*	33	3-11	1-4	2-6	0-4	4	1	3	3	0	0	9
Arcadia	*	22	4-7	1-3	0-0	0-0	0	0	1	3	0	0	9
UT Arlington	*	33	2-8	0-3	0-0	0-2	2	2	2	3	0	0	4
FGCU	*	28	4-11	0-2	1-4	1-5	6	2	1	0	3	0	9
Indiana St.	*	36	5-15	0-4	3-5	1-2	3	2	3	2	1	0	13
Temple	*	38	6-15	1-3	1-1	0-4	4	2	3	3	0	0	14
Lafayette	*	20	2-5	0-2	1-2	0-4	4	3	1	3	2	0	5
Princeton	*	28	3-9	0-1	2-3	0-1	1	1	2	1	1	0	8
La Salle	*	26	1-6	0-2	2-2	0-4	4	2	2	1	1	0	4
Seton Hall					DNP								
Delaware St.		2	0-0	0-0	0-0	0-0	0	0	0	0	0	0	0
Elon	*	32	2-7	0-2	2-2	0-4	4	1	4	5	0	0	6
W&M	*	28	5-16	0-4	1-3	1-3	4	2	4	3	1	0	11
at Towson	*	27	3-8	0-1	1-2	0-4	4	2	0	5	0	0	7
Monmouth	*	22	3-11	1-4	0-0	1-4	5	2	4	1	0	0	7
at Stony Brook	*	34	5-14	1-4	2-3	0-1	1	2	5	2	1	0	13
at NU	*	22	4-9	0-0	2-2	0-1	1	1	1	2	0	0	10
Hampton	*	27	5-11	2-4	2-4	0-3	3	3	7	2	0	0	14
Delaware	*	39	6-13	1-2	8-8	0-5	5	2	3	4	1	0	21
at NC A&T													
at Elon													
Charleston													
at Monmouth													
at Delaware													
Towson													
at Hofstra													
UNCW													
at Hampton													
Northeastern													

MOORE CAREER STATISTICS

				Field Goals		3-Point		F-Throws		Rebounds				Scoring						
SEASON	TEAM	GP-GS	MIN/AVG	FG-FGA	FG%	3FG-3FGA	3FG%	FT-FTA	FT%	OFF	DEF	TOT	AVG	PF-FO	A	TO	BLK	STL	PTS	AVG
2022-23	Drexel	19-18	519/27.3	67-181	.370	8-45	.178	31-49	.633	5	52	57	3.0	34-0	51	47	0	11	173	9.1
TOTAL		19-18	519/27.3	67-181	.370	8-45	.178	31-49	.633	5	52	57	3.0	34-0	51	47	0	11	173	9.1



13 GARFIELD TURNER

6-8 · Sophomore · Forward · Gaithersburg, Md · Odessa

- *Has played in all 20 games
- *Chips in with 3.7 points and 3.5 rebounds per game
- *Is shooting .558 from the floor
- *Scored a career-high 12 points and had five rebounds in win at Northeastern
- *Started against Arcadia and had his first double-double
- *Had 10 points, 10 rebounds and was 5-for-6 from the floor
- *Contributed eight points and three rebounds in CAA win vs W&M
- *Scored five points in his Drexel debut vs. ODU
- *Grabbed nine rebounds off the bench against Indiana State
- *Picked up six rebounds, including three offensive, at Towson
- *Attended Odessa College in Odessa, Texas last season
- *Appeared in 34 games and averaged 5.6 points and 3.7 rebounds
- *Graduated from Covenant Life School in Maryland where he was team MVP
- *Also spent a postgraduate year at Mt. Zion prep in Lanham, Md.
- *Plans to major in business

CAREER HIGHS

	No.	Team	Most Rec.
Pts:	12	at NU	1/14/23
Reb:	10	Arcadia	11/18/22
Asts:	2	Princeton	12/3/22
Stl:	2	3 times	1/6/23
Blk:	2	Arcadia	11/18/22
FG:	5	Arcadia	11/18/22
FGA:	6	2 times	1/14/23
3FG:			
3FGA:			
FT:	4	at NU	1/14/23
FTA:	4	3 times	1/19/23
Min:	26	Arcadia	11/18/22

10+ Points - 2

10+ Rebounds - 1

Double-Doubles - 1

2022-23 GAME-BY-GAME

Opp.	GS	Min	FG	3's	FT	O-D	Reb	F	A	T	S	B	TP
ODU		16	1-2	0-0	3-4	1-1	2	4	1	1	0	1	5
Penn		13	1-4	0-0	0-0	2-0	2	1	0	0	2	0	2
Arcadia	*	26	5-6	0-0	0-0	6-4	10	2	0	1	2	2	10
UT Arlington		14	0-0	0-0	0-0	0-2	2	2	0	0	0	0	0
FGCU		11	0-0	0-0	0-0	2-0	2	1	1	0	0	0	0
Indiana St.		21	2-5	0-0	2-3	4-5	9	1	0	2	0	0	6
Temple		5	0-0	0-0	0-0	0-0	0	0	1	0	0	0	0
Lafayette		12	1-1	0-0	0-0	0-3	3	0	1	1	0	0	2
Princeton		18	2-3	0-0	1-1	0-3	3	3	2	1	0	1	5
La Salle		9	1-3	0-0	0-0	2-1	3	3	0	0	0	0	2
Seton Hall		6	0-0	0-0	0-0	1-1	2	4	0	0	0	0	0
Delaware St.		12	1-2	0-0	0-0	1-1	2	2	1	1	1	1	2
Elon		9	1-1	0-0	0-0	0-0	0	1	0	0	0	1	2
W&M		12	3-3	0-0	2-2	3-0	3	4	0	0	0	0	8
at Towson		14	0-0	0-0	1-2	3-3	6	4	0	0	2	0	1
Monmouth		16	2-5	0-0	0-1	3-2	5	3	1	0	0	1	4
at Stony Brook		16	2-4	0-0	0-0	3-2	5	1	0	0	0	0	4
at NU		13	4-6	0-0	4-4	3-2	5	4	1	0	0	0	12
Hampton		13	2-5	0-0	2-4	1-3	4	2	0	0	0	0	6
Delaware		13	1-2	0-0	0-0	1-1	2	3	0	0	0	0	2
at NC A&T													
at Elon													
Charleston													
at Monmouth													
at Delaware													
Towson													
at Hofstra													
UNCW													
at Hampton													
Northeastern													

TURNER CAREER STATISTICS

				Field Goals		3-Point		F-Throws		Rebounds									Scoring	
SEASON	TEAM	GP-GS	MIN/AVG	FG-FGA	FG%	3FG-3FGA	3FG%	FT-FTA	FT%	OFF	DEF	TOT	AVG	PF-FO	A	TO	BLK	STL	PTS	AVG
2022-23	Drexel	20-1	268/13.4	29-52	.558	0-0	.000	15-21	.714	36	34	70	3.5	45-0	9	7	7	7	73	3.7
TOTAL		20-1	268/13.4	29-52	.558	0-0	.000	15-21	.714	36	34	70	3.5	45-0	9	7	7	7	73	3.7



14 LUKE HOUSE

6-4 · Senior · G/F · Norristown, Pa. · California University (Pa.)

- *Has emerged as a key player for the Dragons and started last nine games
- *Averages 7.6 points in 24 minutes of play per game
- *Recorded 19 points and had five boards in the victory against Delaware
- *Made his first start against Delaware State and exploded for 25 points
- *Was 10-for-15 overall and had five 3-pointers in that game
- *Scored 11 points and grabbed seven rebounds in the win against Elon
- *Had 10 points and five rebounds in win against Monmouth
- *Is shooting .382 from long range and has 29 3-pointers
- *Appeared in six games last year and averaged 1.2 points
- *Played in nine games in his first season with the team in '20-'21
- *Had nine points and was 3-for-3 from deep at Hofstra
- *Shot 6-for-13 from long range on the season in his first year
- *Played his freshman season at California University (Pa.)
- *Averaged 13.1 points, 6.0 rebounds and 2.7 assists per game at CUP

CAREER HIGHS

	No.	Team	Most Rec.
Pts:	25	Delaware St.	12/17/22
Reb:	7	2 times	12/29/22
Asts:	3	Delaware St.	12/17/22
Stl:	3	Arcadia	11/18/22
Blk:	1	2 times	1/12/23
FG:	10	Delaware St.	12/17/22
FGA:	15	Delaware St.	12/17/22
3FG:	5	Delaware St.	12/17/22
3FGA:	10	Delaware St.	12/17/22
FT:	4	Delaware	1/21/23
FTA:	4	3 times	1/21/23
Min:	39	Delaware	1/21/23

2022-23 SEASON HIGHS

	No.	Team	Most Rec.
Pts:	25	Delaware St.	12/17/22
Reb:	7	2 times	12/29/22
Asts:	3	Delaware St.	12/17/22
Stl:	3	Arcadia	11/18/22
FG:	10	Delaware St.	12/17/22
FGA:	15	Delaware St.	12/17/22
3FG:	5	Delaware St.	12/17/22
3FGA:	10	Delaware St.	12/17/22
FT:	4	Delaware	1/21/23
FTA:	4	3 times	1/21/23
Min:	39	Delaware	1/21/23

10+ Pts. - 6
20+ Pts. - 1

2022-23 GAME-BY-GAME

Opp.	GS	Min	FG	3's	FT	O-D	Reb	F	A	T	S	B	TP
ODU		24	2-4	2-4	3-4	0-3	3	1	1	0	0	0	9
Penn		21	3-6	3-6	0-0	1-4	5	3	0	2	1	0	9
Arcadia		20	3-7	2-6	1-1	1-0	1	0	1	0	3	0	9
UT Arlington		13	1-6	1-4	0-0	1-3	4	1	1	0	0	0	3
FGCU		17	0-3	0-2	0-0	0-3	3	0	0	0	0	0	0
Indiana St.		7	0-0	0-0	0-0	0-0	0	1	2	0	0	0	0
Temple		18	3-5	0-1	0-0	0-1	1	1	2	0	0	0	6
Lafayette		14	1-2	0-1	0-0	0-1	1	0	0	0	0	0	2
Princeton		22	2-4	1-3	0-0	0-1	1	0	1	0	0	0	5
La Salle		33	2-8	1-4	0-0	1-6	7	0	1	1	2	0	5
Seton Hall		32	2-5	2-5	0-0	2-3	5	2	1	0	0	0	6
Delaware St.	*	35	10-15	5-10	0-0	1-4	5	0	3	2	1	0	25
Elon	*	29	4-7	3-5	0-0	3-4	7	0	2	0	0	0	11
W&M	*	35	1-4	0-2	3-4	2-3	5	2	2	0	0	1	5
at Towson	*	17	0-3	0-2	0-0	0-2	2	1	1	0	1	0	0
Monmouth	*	21	3-5	3-5	1-1	2-3	5	2	2	0	0	0	10
at Stony Brook	*	23	3-5	3-4	1-2	0-1	1	2	0	0	0	1	10
at NU	*	28	2-5	1-3	2-2	0-3	3	2	3	1	0	0	7
Hampton	*	24	3-6	1-4	3-3	0-1	1	1	0	0	1	0	10
Delaware	*	39	7-11	1-5	4-4	0-5	5	2	2	1	1	0	19
at NC A&T													
at Elon													
Charleston													
at Monmouth													
at Delaware													
Towson													
at Hofstra													
UNCW													
at Hampton													
Northeastern													

HOUSE'S CAREER STATISTICS

				Field Goals		3-Point		F-Throws		Rebounds				Scoring						
SEASON	TEAM	GP-GS	MIN/AVG	FG-FGA	FG%	3FG-3FGA	3FG%	FT-FTA	FT%	OFF	DEF	TOT	AVG	PF-FO	A	TO	BLK	STL	PTS	AVG
2019-20	CUP	30-30	1134/37.8	135-302	.447	73-174	.420	50-64	.781	52	128	180	6.0	47-0	81	29	6	29	393	13.1
2020-21	Drexel	9-0	51/5.6	6-13	.462	6-12	.500	0-1	.000	0	3	3	0.3	3-0	3	1	0	1	18	2.0
2021-22	Drexel	6-0	18/3.0	2-3	.667	1-2	.500	2-2	1.000	0	2	2	0.3	1-0	0	0	0	0	7	1.2
2022-23	Drexel	20-9	476/23.8	52-111	.468	29-76	.382	18-21	.857	14	51	65	3.3	21-0	25	7	2	10	151	7.6
TOTAL FOR Drexel		35-9	545/15.6	60-127	.472	36-90	.400	20-24	.833	14	56	70	2.0	25-0	28	8	2	11	176	5.0
TOTAL		65-39	1678/25.8	195-429	.455	109-264	.413	70-88	.795	66	184	250	3.8	72-0	109	37	8	40	569	8.8



15 COLE HARGROVE

6-8 · Freshman · Forward · Norristown, Pa. · Methacton

- *First-year player from Norristown who attended Methacton
- *Has appeared in 10 games
- *Made his collegiate debut against Arcadia
- *Scored eight points and grabbed five rebounds
- *Played nine minutes at Temple, and had two points and two steals
- *Set the Methacton record for blocks in a game (9) and in a season (90)
- *Named All-Mercury Area Player of the Year in 2022
- *A First Team All-PAC and All-Division selection as a junior and senior
- *Played on three PAC Championship teams (2019, 2020 and 2022)
- *Plans to major in business

CAREER HIGHS


	No.	Team	Most Rec.
Pts:	8	Arcadia	11/18/22
Reb:	5	Arcadia	11/18/22
Asts:	1	Indiana St.	11/23/22
Blk:			
Stl:	2	Temple	11/27/22
FG:	3	Arcadia	11/18/22
FGA:	6	Arcadia	11/18/22
3FG:			
FGA:	1	Arcadia	11/18/22
FT:	2	Arcadia	11/18/22
FTA:	2	2 times	1/7/23
Min:	11	Arcadia	11/18/22

202223 GAME-BY-GAME

Opp.	GS	Min	FG	3's	FT	O-D	Reb	F	A	T	S	B	TP
ODU					DNP								
Penn					DNP								
Arcadia		11	3-6	0-1	2-2	2-3	5	3	0	0	1	0	8
UT Arlington					DNP								
FGCU					DNP								
Indiana St.		1	0-0	0-0	0-0	0-0	0	0	1	0	0	0	0
Temple		9	1-1	0-0	0-0	0-0	0	0	1	0	2	0	2
Lafayette		3	0-0	0-0	0-0	0-0	0	0	0	0	0	0	0
Princeton					DNP								
La Salle		3	1-3	0-0	0-0	2-0	2	0	0	0	0	0	2
Seton Hall		3	0-0	0-0	0-0	0-0	0	0	1	0	1	0	0
Delaware St.		3	0-2	0-0	0-0	1-0	1	0	0	0	1	1	0
Elon		2	0-0	0-0	0-0	0-0	0	0	0	0	0	0	0
W&M					DNP								
at Towson					DNP								
Monmouth		5	1-2	0-0	0-2	1-2	3	0	0	0	1	0	2
at Stony Brook					DNP								
at NU		3	1-1	0-0	0-0	1-0	1	0	0	0	0	0	2
Hampton					DNP								
Delaware					DNP								
at NC A&T													
at Elon													
Charleston													
at Monmouth													
at Delaware													
Towson													
at Hofstra													
UNCW													
at Hampton													
Northeastern													

HARGROVE CAREER STATISTICS

				Field Goals		3-Point		F-Throws		Rebounds									Scoring	
SEASON	TEAM	GP-GS	MIN/AVG	FG-FGA	FG%	3FG-3FGA	3FG%	FT-FTA	FT%	OFF	DEF	TOT	AVG	PF-FO	A	TO	BLK	STL	PTS	AVG
2022-23	Drexel	10-0	43/4.3	7-15	.467	0-1	.000	2-4	.500	7	5	12	1.2	4-0	2	1	1	5	16	1.6
TOTAL		10-0	43/4.3	7-15	.467	0-1	.000	2-4	.500	7	5	12	1.2	4-0	2	1	1	5	16	1.6



21 MATE OKROS

6-6 • Senior • Forward • Debrecen, Hungary • Myerscough

- *One of Drexel's tri-captains
- *Scored season-high 14 points at Towson
- *Was 5-for-6 from the field including 4-for-5 from long range
- *Averaging 4.9 points and 3.3 rebounds
- *Is shooting .483 from behind the arc in CAA games
- *Made three 3-pointers and had 11 points vs. Monmouth
- *Scored 12 points and had three 3-pointers vs. Indiana State
- *Had a career-high 10 rebounds and five assists against Arcadia
- *Is fifth on Drexel's career 3-point percentage list at .393
- *Averaged 5.6 points and 2.5 rebounds as a junior
- *Had 15 points and was 5-for-6 from deep in win against Towson
- *Scored 16 points and had five rebounds at Syracuse
- *Shot .388 from long range (31-for-80) last year
- *Was seventh in the CAA in 3-point pct. as a sophomore (32-for-82, .390)

CAREER HIGHS

	No.	Team	Most Rec.
Pts:	17	W&M	1/17/21
Reb:	10	Arcadia	11/18/22
Asts:	6	Delaware St.	12/17/22
Blk:	1	5 times	11/22/21
Stl:	2	5 times	12/11/21
FG:	6	2 times	11/14/21
FGA:	11	2 times	1/17/21
3FG:	5	4 times	1/3/22
3FGA:	10	W&M	1/17/21
FT:	3	SJU	12/17/20
FTA:	4	2 times	2/7/22
Min:	39	Tulane	11/22/21

2022-23 SEASON HIGHS

	No.	Team	Most Rec.
Pts:	14	Towson	1/6/23
Reb:	10	Arcadia	11/18/22
Asts:	6	Delaware St.	12/17/22
Blk:			
Stl:	2	Seton Hall	12/14/22
FG:	5	Towson	1/6/23
FGA:	8	Arcadia	11/18/22
3FG:	4	Towson	1/5/23
3FGA:	6	2 times	1/7/23
FT:	2	2 times	1/7/23
FTA:	2	4 times	1/7/23
Min:	37	Temple	11/27/22

10 Pts. - 18 (3)

2022-23 GAME-BY-GAME

Opp.	GS	Min	FG	3's	FT	O-D	Reb	F	A	T	S	B	TP
ODU	*	26	1-5	1-4	2-2	1-5	6	0	0	1	0	0	5
Penn	*	20	0-1	0-1	0-1	0-4	4	1	0	1	1	0	0
Arcadia	*	26	2-8	1-5	0-0	3-7	10	1	5	2	1	0	5
UT Arlington	*	31	0-4	0-3	0-0	1-5	6	1	3	2	0	0	0
FGCU	*	27	2-7	2-6	0-0	0-3	3	1	2	2	0	0	6
Indiana St.	*	33	4-7	3-5	1-2	1-3	4	2	1	1	3	0	12
Temple	*	37	2-3	2-3	0-0	0-4	4	2	2	0	0	0	6
Lafayette	*	32	1-4	0-3	0-0	0-1	1	1	1	1	0	0	2
Princeton	*	13	1-4	1-2	0-0	0-2	2	1	0	1	0	0	3
La Salle	*	15	0-2	0-2	0-0	1-1	2	0	1	1	0	0	0
Seton Hall	*	15	0-5	0-4	0-0	1-1	2	1	1	3	2	0	0
Delaware St.		18	3-5	3-5	0-0	0-2	2	3	6	0	0	0	9
Elon		19	1-4	1-4	0-0	2-2	4	2	1	1	0	0	3
W&M		15	0-0	0-0	1-2	1-1	2	0	0	1	1	0	1
at Towson		28	5-6	4-5	0-0	2-2	4	0	1	0	0	0	14
Monmouth		22	3-6	3-6	2-2	2-2	4	1	1	0	0	0	11
at Stony Brook		18	2-5	1-4	0-0	0-1	1	1	1	0	0	0	5
at NU		23	2-2	2-2	0-0	0-2	2	2	0	0	0	0	6
Hampton		20	3-5	3-5	0-0	1-0	1	2	0	0	0	0	9
Delaware		26	0-5	0-3	0-0	0-2	2	0	0	0	1	0	0
at NC A&T													
at Elon													
Charleston													
at Monmouth													
at Delaware													
Towson													
at Hofstra													
UNCW													
at Hampton													
Northeastern													

OKROS CAREER STATISTICS

SEASON	TEAM	GP-GS	MIN/AVG	Field Goals		3-Point		F-Throws		Rebounds				Scoring						
				FG-FGA	FG%	3FG-3FGA	3FG%	FT-FTA	FT%	OFF	DEF	TOT	AVG	PF-FO	A	TO	BLK	STL	PTS	AVG
2019-20	Drexel	33-33	793/24.0	60-137	.438	41-99	.414	19-24	.792	19	42	61	1.8	57-0	43	35	3	12	180	5.5
2020-21	Drexel	17-12	439/25.8	42-103	.408	32-82	.390	7-8	.875	7	22	29	1.7	28-0	26	13	1	8	123	7.2
2021-22	Drexel	21-15	481/22.9	39-91	.429	31-80	.388	9-13	.692	14	39	53	2.5	29-0	24	15	1	10	118	5.6
2022-23	Drexel	20-11	462/23.1	32-88	.364	27-72	.375	6-9	.667	16	50	66	3.3	22-0	26	16	0	7	97	4.9
TOTAL		91-71	2175/23.9	173-419	.413	131-333	.393	41-54	.759	56	153	209	2.3	136-0	119	79	5	37	518	5.7



22 AMARI WILLIAMS

6-10 • Junior • Forward • Nottingham, England • Myerscough

- *An All-CAA Preseason Second Team selection
- *Leads the team with 14.1 pts., 8.3 reb., 29 steals and 42 blocks
- *Leads the CAA and is 20th in the nation in blocked shots per game
- *Is first in the CAA in field goal percentage and is fourth in rebounding
- *Named the CAA Player of the Week on Jan. 2 after two Drexel wins
- *Averaged 14 points, 11.5 reb., five blocks and two steals in those games
- *Has six double-doubles this year and 12 in his career
- *Led Drexel with 20 points and seven rebounds vs. Penn
- *Was the 2022 CAA Defensive Player of the Year and All-CAA Third Team
- *Led the CAA in blocked shots with more than two per game
- *Averaged 9.5 pts., 7.3 reb., 2.1 blocks and shot .521 from the floor
- *Had six double-doubles last season, including a 20 point, 19 rebound performance vs. UNCW
- *The 19 boards were the most at DU since Malik Rose had 19 in 1996
- *Scored a career-best 21 points and had 12 rebounds at JMU

CAREER HIGHS

	No.	Team	Most Rec.
Pts:	21	JMU	1/27/22
Reb:	19	UNCW	2/24/22
Asts:	6	2 times	12/29/22
Blk:	6	W&M	12/31/22
Stl:	4	2 times	11/30/22
FG:	8	3 times	12/31/22
FGA:	17	La Salle	12/10/22
3FG:	1	4 times	11/23/22
3FGA:	2	2 times	12/29/22
FT:	8	3 times	1/19/23
FTA:	12	FGCU	11/22/22
Min:	33	3 times	1/21/23

2022-23 SEASON HIGHS

	No.	Team	Most Rec.
Pts:	20	2 times	11/22/22
Reb:	14	Elon	12/29/22
Asts:	6	2 times	12/29/22
Blk:	6	W&M	12/31/22
Stl:	4	Lafayette	11/30/22
FG:	8	3 times	12/31/22
FGA:	17	La Salle	12/10/22
3FG:	1	2 times	1/5/23
3FGA:	2	2 times	12/29/22
FT:	8	2 times	1/19/23
FTA:	12	FGCU	11/22/22
Min:	35	Delaware	1/21/23

10+ Points - 30 (17)
 20+ Points - 4 (2)
 10+ Rebounds - 15 (7)
 Double-Doubles - 12 (6)

2022-23 GAME-BY-GAME

Opp.	GS	Min	FG	3's	FT	O-D	Reb	F	A	T	S	B	TP
ODU	*	33	4-6	0-0	6-10	2-9	11	1	2	2	1	3	14
Penn	*	29	8-14	0-0	4-8	0-7	7	1	0	3	2	1	20
Arcadia													
UT Arlington	*	26	3-9	0-2	4-4	2-8	10	3	4	4	1	1	10
FGCU	*	28	6-11	0-0	8-12	5-4	9	1	1	2	2	3	20
Indiana St.	*	25	6-10	1-1	2-2	1-4	5	2	1	1	3	0	15
Temple	*	30	7-13	0-0	4-4	1-5	6	2	1	0	1	2	18
Lafayette	*	25	8-15	0-0	0-0	4-3	7	1	1	3	4	2	16
Princeton	*	22	4-8	0-0	1-3	1-2	3	1	1	4	2	2	9
La Salle	*	33	6-17	0-0	2-3	1-10	11	2	4	1	2	4	14
Seton Hall	*	31	5-14	0-0	4-5	3-8	11	2	3	2	2	2	14
Delaware St.	*	24	4-6	0-0	1-4	2-10	12	2	6	2	1	1	9
Elon	*	29	4-10	0-2	2-3	3-11	14	4	6	3	1	4	10
W&M	*	29	8-12	0-0	2-5	3-6	9	2	1	3	3	6	18
at Towson	*	25	4-12	1-1	1-2	3-2	5	0	2	2	0	1	10
Monmouth	*	17	6-8	0-0	1-1	4-4	8	2	0	1	2	1	13
at Stony Brook	*	30	6-8	0-0	2-7	3-3	6	2	3	1	0	0	14
at NU	*	24	5-10	1-3	1-4	1-5	6	2	2	5	0	0	12
Hampton	*	26	3-6	0-0	8-10	1-10	11	1	3	4	1	4	14
Delaware	*	35	7-8	0-0	3-5	0-6	6	3	3	6	1	5	17
at NC A&T													
at Elon													
Charleston													
at Monmouth													
at Delaware													
Towson													
at Hofstra													
UNCW													
at Hampton													
Northeastern													

WILLIAMS CAREER STATISTICS

				Field Goals		3-Point		F-Throws		Rebounds									Scoring	
SEASON	TEAM	GP-GS	MIN/AVG	FG-FGA	FG%	3FG-3FGA	3FG%	FT-FTA	FT%	OFF	DEF	TOT	AVG	PF-FO	A	TO	BLK	STL	PTS	AVG
2020-21	Drexel	15-0	60/4.0	6-14	.429	0-2	.000	4-7	.571	2	13	15	1.0	8-0	9	5	5	1	16	1.1
2021-22	Drexel	28-17	576/20.6	98-188	.521	3-6	.500	67-106	.632	63	141	204	7.3	56-2	31	51	57	17	266	9.5
2022-23	Drexel	19-19	522/27.5	104-197	.528	3-9	.333	56-92	.609	40	117	157	8.3	34-0	44	53	42	29	267	14.1
TOTAL		62-36	1158/18.7	208-399	.521	6-17	.353	127-205	.620	105	271	376	6.1	98-2	84	109	104	47	549	8.9



23 YAME BUTLER

6-5 · Sophomore · G · Greenbelt, Md. · State Fair, C.C.

- *Averaging 3.4 points in eight games
- *Shooting .588 from the floor (10-for-17)
- *Had his best game as a Dragon in the loss at Seton Hall
- *Came off the bench to score 10 points against the Pirates
- *Was 4-for-6 from the floor and 2-for-4 from long range
- *Scored nine points and had three assists vs. Delaware State
- *Scored four points in the win against Elon
- *Attended State Fair Community College in Sedalia, Missouri last year
- *Averaged 10.4 points and 4.1 rebounds per game
- *Shot 44 percent from the floor and 35 percent from behind the arc
- *Graduated from Eleanor Roosevelt High School
- *Also attended Fork Union Military Academy in Virginia
- *Undecided on a major

CAREER HIGHS

	No.	Team	Most Rec.
Pts:	10	Seton Hall	12/14/22
Reb:	3	W&M	12/31/22
Asts:	3	Delaware St.	12/17/22
Blk:			
Stl:	1	Delaware St.	12/17/22
FG:	4	Seton Hall	12/14/22
FGA:	6	Seton Hall	12/14/22
3FG:	2	2 times	12/17/22
3FGA:	4	Seton Hall	12/14/22
FT:	3	Delaware St.	12/17/22
FTA:	3	Delaware St.	12/17/22
Min:	15	Delaware St.	12/17/22

10+ Pts. - 1

202223 GAME-BY-GAME

Opp.	GS	Min	FG	3's	FT	O-D	Reb	F	A	T	S	B	TP
ODU					DNP								
Penn					DNP								
Arcadia		3	0-1	0-0	0-0	0-1	1	2	1	0	0	0	0
UT Arlington					DNP								
FGCU					DNP								
Indiana St.					DNP								
Temple					DNP								
Lafayette					DNP								
Princeton					DNP								
La Salle					DNP								
Seton Hall		11	4-6	2-4	0-0	0-1	1	1	1	1	0	0	10
Delaware St.		15	2-4	2-3	3-3	1-0	1	1	3	1	1	0	9
Elon					DNP								
W&M		7	2-3	0-0	0-0	2-1	3	0	0	1	0	0	4
at Towson		2	1-2	0-1	0-0	0-0	0	1	0	1	0	0	2
Monmouth		4	0-0	0-0	0-0	0-0	0	1	0	0	0	0	0
at Stony Brook		1	0-0	0-0	0-0	0-0	0	2	0	1	0	0	0
at NU		3	1-1	0-0	0-0	0-0	0	0	0	0	0	0	2
Hampton					DNP								
Delaware					DNP								
at NC A&T													
at Elon													
Charleston													
at Monmouth													
at Delaware													
Towson													
at Hofstra													
UNCW													
at Hampton													
Northeastern													

BUTLER CAREER STATISTICS

				Field Goals		3-Point		F-Throws		Rebounds										Scoring	
SEASON	TEAM	GP-GS	MIN/AVG	FG-FGA	FG%	3FG-3FGA	3FG%	FT-FTA	FT%	OFF	DEF	TOT	AVG	PF-FO	A	TO	BLK	STL		PTS	AVG
2022-23	Drexel	8-0	44/5.5	10-17	.588	4-8	.500	3-3	1.000	3	3	6	0.8	8-0	5	5	0	1		27	3.4
TOTAL		8-0	44/5.5	10-17	.588	4-8	.500	3-3	1.000	3	3	6	0.8	8-0	5	5	0	1		27	3.4



24 TERRENCE BUTLER

6-7 · Sophomore · F · Upper Marlboro, Md. · Bishop McNamara

- *Second-year player from Upper Marlboro, Md. who has played in five games
- *Grabbed five rebounds in five minutes in the win against Arcadia
- *Made his only shot and scored two points at Towson
- *Played a career-high 12 minutes against Monmouth and had two points
- *Graduated from Bishop McNamara High School in Forestville, Md.
- *Was a Washington Catholic Athletic Conference (WCAC) All-League pick
- *A 2021 McDonald's All-American nominee
- *Both of his sisters played college basketball, one at Syracuse and one at JMU
- *Majoring in engineering technology

CAREER HIGHS

	No.	Team	Most Rec.
Pts:	2	2 times	1/8/23
Reb:	5	Arcadia	11/18/22
Asts:	1	Monmouth	1/7/23
Blk:			
Stl:	1	2 times	1/7/23
FG:	1	2 times	1/7/23
FGA:	3	Neumann	11/9/21
3FG:			
3FGA:	1	Neumann	11/9/21
FT:			
FTA:	1	Monmouth	1/7/23
Min:	12	Monmouth	1/7/23

2022-23 GAME-BY-GAME

Opp.	GS	Min	FG	3's	FT	O-D	Reb	F	A	T	S	B	TP
ODU					DNP								
Penn					DNP								
Arcadia		6	0-1	0-0	0-0	3-2	5	1	0	0	0	0	0
UT Arlington					DNP								
FGCU					DNP								
Indiana St.					DNP								
Temple					DNP								
Lafayette					DNP								
Princeton					DNP								
La Salle					DNP								
Seton Hall					DNP								
Delaware St.		4	0-0	0-0	0-0	0-0	0	1	0	0	1	0	0
Elon					DNP								
W&M		1	0-0	0-0	0-0	0-0	0	0	0	0	0	0	0
at Towson		3	1-1	0-0	0-0	0-0	0	0	0	0	0	0	2
Monmouth		12	1-1	0-0	0-1	0-2	2	3	1	2	1	0	2
at Stony Brook					DNP								
at NU					DNP								
Hampton					DNP								
Delaware					DNP								
at NC A&T													
at Elon													
Charleston													
at Monmouth													
at Delaware													
Towson													
at Hofstra													
UNCW													
at Hampton													
Northeastern													

TERRENCE BUTLER'S CAREER STATISTICS

				Field Goals		3-Point		F-Throws		Rebounds									Scoring	
SEASON	TEAM	GP-GS	MIN/AVG	FG-FGA	FG%	3FG-3FGA	3FG%	FT-FTA	FT%	OFF	DEF	TOT	AVG	PF-FO	A	TO	BLK	STL	PTS	AVG
2021-22	Drexel	1-0	4/3.7	1-3	.333	0-1	.000	0-0	.000	0	1	1	1.0	0-0	0	0	0	0	2	2.0
2022-23	Drexel	5-0	25/5.1	2-3	.667	0-0	.000	0-1	.000	3	5	8	1.6	5-0	1	2	0	2	4	0.8
TOTAL		6-0	29/4.8	3-6	.500	0-1	.000	0-1	.000	3	6	9	1.5	5-0	1	2	0	2	6	1.0



2 HUBERT BAYIGAMBA

6-2 · Junior · Guard · Gaithersburg, Md. · Wootton

- *Joined the team at the start of the academic year
- *Saw his first action in the win against Delaware State and also played against Monmouth
- *Is a junior majoring in finance
- *Graduated from Thomas S Wootton High School in Gaithersburg, Md.
- *Was a second team all-conference performer in high school



12 DEAN WANG

6-1 · Junior · Guard · Philadelphia · Friends Select

- *Had and assist and a steal in the win against Arcadia
- *Made two free throws in the win against Monmouth
- *Also played against Delaware State and at Northeastern
- *Joined the team as a walk-on prior to the 2021-22 season
- *Played in four games last season
- *Graduated from Friends Select School



25 MAX DAVIS

6-4 · Freshman · Guard · New York, N.Y. · IMG

- *Is in his first season as a walk-on
- *Made his collegiate debut against Delaware State and also appeared in the win against Monmouth
- *Attended IMG Academy in Bradenton, Fla. last season
- *Graduated from Brooklyn Tech where he was three-time team MVP
- *Majoring in business



30 MAXIMUS FUENTES

6-3 · Freshman · G · Boca Raton, Fla. · North Broward Prep

- *Is in his first season as a walk-on
- *Played in two games (Delaware State and Monmouth)
- *Played his high school basketball at North Broward Prep
- *Four-year starter and captain who scored more than 1,000 career points
- *Has a sister who is on the tennis team at Drexel
- * Majoring in business

DREXEL BASKETBALL RECORDS

Points

- 2,208 Michael Anderson (1984-88)
- 2,111 John Rankin (1985-89)
- 2,024 Malik Rose (1992-96)
- 1,816 Joe Linderman (1996-01)
- 1,744 Chris Fouch (2009-14)
- 1,657 Camren Wynter (2018-22)
- 1,646 Frantz Massenat (2010-14)
- 1,620 Mike DeRocckis (1996-99)
- 1,612 Bob Stephens (1975-79)
- 1,546 Todd Lehmann (1986-90)
- 1,538 Damion Lee (2011-15)
- 1,505 M. Thompson (1988-92)
- 1,485 Brian Holden (1992-95)
- 1,473 Phil Goss (2001-05)
- 1,436 Mike Kouser (1997-01)
- 1,430 Jeff Myers (1994-97)
- 1,371 David Broadus (1976-80)
- 1,364 Len Hatzenbeller (1977-81)
- 1,285 Frank Elegar (2004-08)
- 1,265 Randy Burkert (1978-82)
- 1,249 Tavon Allen (2011-16)
- 1,228 Richard Congo (1981-84)
- 1,227 James Butler (2018-22)
- 1,226 Samme Givens (2008-12)
- 1,222 Jonathan Raab (1982-86)
- 1,159 Walter Fuller (1982-86)
- 1,158 Rodney Williams (2013-17)
- 1,153 Sammy Mojica (2014-18)
- 1,126 Bashir Mason (2003-07)
- 1,124 Casper Cooper (1983-87)
- 1,098 Ron Coley (1968-71)
- 1,083 Mike Wisler (1990-94)
- 1,074 Dominick Mejia (2004-07)
- 1,069 Michael Mitchell (1980-84)
- 1,049 Gerald Colds (2007-11)
- 1,048 Stephen Starks (1997-2001)
- 1,039 Tim Whitworth (1999-2004)
- 1,016 Greg Newman (1971-74)
- 1,009 Robert Battle (1999-2003)

Scoring Avg. (min. 2 yrs/40 games)

- 19.2 Michael Anderson (1984-88)
- 19.2 John Rankin (1985-89)
- 18.5 Bob Buckley (1954-57)
- 17.8 Bob Morgan (1958-61)
- 16.9 Ron Coley (1968-71)
- 16.9 Malik Rose (1992-96)
- 16.7 Brian Holden (1992-95)
- 16.5 Joe Linderman (1996-01)
- 16.4 Greg Newman (1971-74)
- 16.3 Bob Stephens (1975-79)

Field Goals Made

- 854 John Rankin (1985-89)
- 733 Malik Rose (1992-96)
- 720 Michael Anderson (1984-88)
- 678 Joe Linderman (1996-01)
- 643 Bob Stephens (1975-79)
- 637 Camren Wynter (2018-)
- 568 Chris Fouch (2009-14)
- 567 David Broadus (1976-80)
- 537 M. Thompson (1988-92)

Field-Goal Pct (min. 2 yrs/4 per game)

- .603 Jonathan Raab (1988-92)
- .564 Joe Linderman (1997-01)
- .558 James Butler (2018-22)
- .549 Malik Rose (1992-96)
- .545 John Rankin (1985-89)
- .543 Richard Congo (1981-84)
- .520 Frank Elegar (2004-08)
- .494 Len Hatzenbeller (1977-81)
- .492 Ron Coley (1968-71)
- .487 Bob Stephens (1975-79)

Free Throws Made

- 705 Michael Anderson (1984-88)
- 551 Malik Rose (1992-96)
- 484 Frantz Massenat (2010-14)
- 457 Joe Linderman (1996-01)
- 413 Brian Holden (1992-95)
- 403 John Rankin (1985-89)
- 381 Jeff Myers (1994-97)
- 379 Frank Elegar (2004-08)
- 374 Damion Lee (2011-15)
- 360 Len Hatzenbeller (1977-81)

Free-Throw Pct. (min. 2/gm., two yrs)

- .842 Damion Lee (2011-15)
- .836 Mike DeRocckis (1996-99)
- .824 Todd Lehmann (1986-90)
- .810 Brian Holden (1992-95)
- .804 Walter Fuller (1982-86)
- .800 Ron Coley (1968-71)
- .791 Jim Rullo (1990-94)
- .784 Chris Fouch (2009-14)
- .784 Derrick Joynes (1978-82)
- .775 Cl. Armstrong (1988-92)

3-Point Field Goals

- 313 Mike DeRocckis (1996-99)
- 306 Phil Goss (2001-05)
- 285 Todd Lehmann (1986-90)
- 275 Chris Fouch (2009-14)
- 232 Mike Wisler (1990-94)
- 217 Dominick Mejia (2004-07)
- 204 Brian Holden (1992-95)
- 196 Damion Lee (2011-14)
- 193 Sammy Mojica (2014-18)
- 191 Tr. Hawthorne (2005-09)

3-Point FG Attempted

- 806 Phil Goss (2001-05)
- 780 Chris Fouch (2009-14)
- 777 Mike DeRocckis (1996-99)
- 738 Todd Lehmann (1986-90)
- 590 Sammy Mojica (2014-18)
- 578 Dominick Mejia (2004-07)
- 569 Mike Wisler (1990-94)
- 569 T. Hawthorne (2005-09)
- 531 Damion Lee (2011-14)
- 499 Brian Holden (1992-95)

3-Point FG Pct. (min. 200 attempts)

- .412 Trevor John (2018-19)
- .409 Brian Holden (1992-95)
- .408 Mike Wisler (1990-94)
- .403 Mike DeRocckis (1996-99)
- .393 **Mate Okros (2018-)**
- .391 Stephen Starks (1997-01)
- .390 M. Thompson (1988-92)
- .386 Todd Lehmann (1986-90)
- .384 Tim Whitworth (1999-04)
- .382 Cl. Armstrong (1988-92)

Rebounds

- 1,514 Malik Rose (1992-96)
- 1,316 Bob Stephens (1975-79)
- 1,059 Samme Givens (2008-12)
- 1,013 James Butler (2018-22)
- 886 John Rankin (1985-89)
- 864 Daryl McCoy (2009-12)
- 858 Mike Kouser (1997-01)
- 829 Dartaye Ruffin (2010-14)
- 819 Chaz Crawford (2003-07)
- 808 Joe Linderman (1996-01)

Assists

- 724 M. Anderson (1984-88)
- 668 Todd Lehmann (1986-90)
- 577 Camren Wynter (2018-22)
- 548 Frantz Massenat (2010-14)
- 471 Bashir Mason (2003-07)
- 422 Cl. Armstrong (1988-92)
- 410 Bryant Coursey (1997-00)
- 389 John Siorek (1979-83)
- 379 Brian Holden (1992-94)
- 358 Jeremiah King (2001-05)

Blocks

- 404 Bob Stephens (1975-79)
- 318 Chaz Crawford (2003-06)
- 246 Robert Battle (1999-03)
- 207 John Rankin (1985-89)
- 163 Mike Mitchell (1980-84)
- 143 Austin Williams (2014-18)
- 137 Frank Elegar (2004-08)
- 128 Rodney Williams (2013-17)
- 121 Malik Rose (1992-96)
- 104 **Amari Williams (2020-)**

Steals

- 341 M. Anderson (1984-88)
- 226 Bashir Mason (2003-07)
- 185 Chris O'Brien (1982-86)
- 166 Phil Goss (2001-05)
- 149 John Siorek (1979-83)
- 148 Randy Burkett (1978-82)
- 143 T. Hawthorne (2005-09)
- 140 Camren Wynter (2018-22)
- 135 Sammy Mojica (2014-18)
- 132 Jeff Myers (1992-94)



2022-23 Drexel Men's Basketball Combined Team Statistics All games

Page 1/1
as of Jan 21, 2023

Game Records

Record	Overall	Home	Away	Neutral
ALL GAMES	12-8	9-2	2-4	1-2
CONFERENCE	6-2	5-0	1-2	0-0
NON-CONFERENCE	6-6	4-2	1-2	1-2

Score by Periods

Team	1st	2nd	OT	TOT
Drexel	632	704	16	1352
Opponents	576	638	6	1220

Team Box Score

No.	Player				Total		3-Point		F-Throw		Rebounds																
		GP-GS	MIN	AVG	FG-FGA	FG%	3FG-3FGA	3FG%	FT-FTA	FT%	OFF	DEF	TOT	AVG	PF	DQ	A	TO	BLK	STL	PTS	AVG					
22	WILLIAMS, Amari	19-19	521:36	27.5	104-197	.528	3-9	.333	56-92	.609	40	117	157	8.3	34	0	44	53	42	29	267	14.1					
0	WASHINGTON, Coletrane	20-20	645:19	32.3	74-190	.389	38-111	.342	19-28	.679	13	32	45	2.3	36	1	25	23	3	12	205	10.3					
11	MOORE, Justin	19-18	518:42	27.3	67-181	.370	8-45	.178	31-49	.633	5	52	57	3.0	34	0	51	47	0	11	173	9.1					
1	ODEN, JR., Lamar	20-20	539:07	27.0	65-159	.409	31-89	.348	13-18	.722	29	70	99	5.0	31	0	18	16	3	8	174	8.7					
14	HOUSE, Luke	20-9	475:32	23.8	52-111	.468	29-76	.382	18-21	.857	14	51	65	3.3	21	0	25	7	2	10	151	7.6					
3	BERGENS, Jamie	20-2	391:42	19.6	41-109	.376	13-47	.277	27-39	.692	4	36	40	2.0	34	0	31	20	0	17	122	6.1					
21	OKROS, Mate	20-11	461:43	23.1	32-88	.364	27-72	.375	6-9	.667	16	50	66	3.3	22	0	26	16	0	7	97	4.9					
13	TURNER, Garfield	20-1	267:59	13.4	29-52	.558	0-0	.000	15-21	.714	36	34	70	3.5	45	0	9	7	7	7	73	3.7					
5	MAGEE, Kobe	12-0	102:31	8.5	19-32	.594	2-11	.182	1-1	1.000	9	5	14	1.2	0	0	7	4	2	6	41	3.4					
23	BUTLER, Yame	8-0	43:59	5.5	10-17	.588	4-8	.500	3-3	1.000	3	3	6	0.8	8	0	5	5	0	1	27	3.4					
15	HARGROVE, Cole	10-0	43:05	4.3	7-15	.467	0-1	.000	2-4	.500	7	5	12	1.2	4	0	2	1	1	5	16	1.6					
24	BUTLER, Terrence	5-0	25:19	5.1	2-3	.667	0-0	.000	0-1	.000	3	5	8	1.6	5	0	1	2	0	2	4	0.8					
12	WANG, Dean	4-0	05:53	1.5	0-3	.000	0-1	.000	2-2	1.000	0	0	0	0.0	0	0	1	0	0	1	2	0.5					
30	FUENTES, Maximus	2-0	02:31	1.3	0-1	.000	0-0	.000	0-0	.000	1	0	1	0.5	0	0	0	0	0	0	0	0.0					
2	BAYIGAMBA, Hubert	2-0	02:31	1.3	0-0	.000	0-0	.000	0-0	.000	0	0	0	0.0	0	0	0	0	0	0	0	0.0					
25	DAVIS, Max	2-0	02:31	1.3	0-1	.000	0-1	.000	0-0	.000	0	0	0	0.0	1	0	0	0	0	0	0	0.0					
Team											40	28	68				15										
Total		20	4050		502-1159	.433	155-471	.329	193-288	.670	220	488	708	35.4	275	1	245	216	60	116	1352	67.6					
Opponents		20	4050		464-1098	.423	109-328	.332	183-256	.715	173	480	653	32.7	319	7	220	251	58	108	1220	61.0					

Team Statistics

	DREXEL	OPP
Scoring	1352	1220
Points per game	67.6	61.0
Scoring margin	+6.6	-
Field goals-att	502-1159	464-1098
Field goal pct	.433	.423
3 point fg-att	155-471	109-328
3-point FG pct	.329	.332
3-pt FG made per game	7.8	5.5
Free throws-att	193-288	183-256
Free throw pct	.670	.715
F-Throws made per game	9.7	9.2
Rebounds	708	653
Rebounds per game	35.4	32.7
Rebounding margin	+2.8	-
Assists	245	220
Assists per game	12.3	11.0
Turnovers	216	251
Turnovers per game	10.8	12.6
Turnover margin	+1.8	-
Assist/turnover ratio	1.1	0.9
Steals	116	108
Steals per game	5.8	5.4
Blocks	60	58
Blocks per game	3.0	2.9
Winning streak	3	-
Home win streak	6	-
Attendance	15584	19333
Home games-Avg/Game	11-1417	6-3222
Neutral site-Avg/Game	-	3-624

Team Results

Date	Opponent		Score	Att.
11/11/2022	Old Dominion	W	71-59	1919
11/15/2022	Penn	L	59-64	2324
11/18/2022	Arcadia	W	85-45	1007
11/21/2022	vs UT Arlington	W	59-38	654
11/22/2022	vs FGCU	L	59-67	952
11/23/2022	vs Indiana St.	L	81-85	265
11/27/2022	at Temple	L	61-73	4102
11/30/2022	Lafayette	W	64-56	1346
12/03/2022	Princeton	L	63-83	1412
12/10/2022	at La Salle	Wot	65-58	1781
12/14/2022	at Seton Hall	L	49-66	8433
12/17/2022	Delaware St.	W	85-52	977
12/29/2022	Elon	W	62-50	1033
12/31/2022	William & Mary	W	66-56	1002
01/05/2023	at Towson	L	58-64	1265
01/07/2023	Monmouth	W	67-35	984
01/12/2023	at Stony Brook	L	66-67	2840
01/14/2023	at Northeastern	W	76-55	912
01/19/2023	Hampton	W	79-73	1173
01/21/2023	Delaware	Wot	77-74	2407