



# No. 13/15 KENNESAW STATE OWLS

Game #6 | vs. (RV) North Carolina A&T State | Oct. 16, 2021 | 5 P.M. | Kennesaw, GA

## BROADCAST INFORMATION

TV: ESPN+

Play-By-Play: David Jackson

Analyst: Jay Sonnhalter

Sideline: Richmond Weaver



KSU DIGITAL NETWORK (KSU Owls App)

Play-by-Play: Nolan Alexander

Analyst: Barclay Miller

Host: Jordan Griffitt



## 2021 SCHEDULE 4-1 (1-0)

SEPT  
2

**REINHARDT  
W, 35-25**

SEPT  
11

**at GEORGIA TECH  
L, 17-45**

SEPT  
18

**at WOFFORD  
W, 31-10**

OCT  
2

**JACKSONVILLE STATE  
W, 31-6**

OCT  
9

**at HAMPTON \*  
W, 34-15**

OCT  
16

**NORTH CAROLINA A&T\***  
Fifth Third Bank Stadium  
5 P.M. | ESPN+

OCT  
23

**at CAMPBELL\***  
Jim Perry Stadium | Buies Creek, NC  
4 P.M.

OCT  
30

**GARDNER-WEBB\***  
Fifth Third Bank Stadium  
1 P.M. | ESPN+

NOV  
6

**at ROBERT MORRIS\***  
Joe Walton Stadium | Moon Township, PA  
12 P.M.

NOV  
13

**at NORTH ALABAMA\***  
Braly Stadium | Florence, AL  
3 P.M.

NOV  
20

**MONMOUTH\***  
Fifth Third Bank Stadium  
1 P.M. | ESPN+

\* Big South Conference Game

## TOP STORYLINES

• The game is the first meeting between the No. 13/15 Kennesaw State Owls and the (RV) North Carolina A&T State Aggies. Both are members of the Big South Conference.

• Head coach Brian Bohannon moved into second place all-time in Big South career victories after a win in week five. Bohannon currently has 56 wins and trails only Coastal Carolina's David Bennett at 63.

• Quarterback Xavier Shepherd comes off another record performance against Hampton. The sophomore set the Big South rushing yards record for quarterbacks during a conference game with 179 and tied his career high in rushing touchdowns (three). Shepherd has rushed for 100+ yards in back-to-back games.

• Shepherd ranks second in the FCS in rushing touchdowns (nine) and third in the FCS in scoring at 10.8 PPG. The quarterback also ranks first in the Big South in total points scored (54).

• The Owls' offense looks to remain dominant on the ground. Since week 11 of the 2015 season, Kennesaw State has compiled 150+ rushing yards in 64 consecutive games.

• Kennesaw State's defense is coming off another strong performance in week six. The defense ranks first in the Big South in total defense (291 Avg/G) and scoring defense (20.2 PPG).

• The Owls offense is averaging 35:25 time of possession through five games. This ranks second in the nation behind Central Connecticut State (36:17) and first in the Big South by almost three minutes.

• After six weeks of play, the Owls rank top five in multiple FCS categories. These include: rushing yards per game (2nd/288.4 YPG), fewest penalty yards per game (4th/30.2), fourth down conversion success rate (5th/90%) and fourth down conversion defense (5th/17%).

• This season will be Kennesaw State's final season in the Big South Conference before joining the ASUN Conference in 2022 for the conference's inaugural full season.

• The Owls have claimed two Big South championships, back-to-back in 2017 and 2018, and have accumulated a conference record of 23-8 over their six seasons.

## SERIES HISTORY

**Series Game Number:** 1

**Series Record:** N/A

**Last Meeting:** N/A

**Last KSU Win:** N/A

**Last NC A&T Win:** N/A

## COACHING MATCHUP

**KSU Head Coach:** Brian Bohannon

**Season at KSU:** 7th

**Record:** 56-17

**NC A&T Head Coach:** Sam Washington

**Season at NC A&T:** 4th

**Record:** 22-7

## A KSU WIN WOULD...

• Improve head coach Brian Bohannon's conference record to 24-8 in the Big South.

• Be the 15th consecutive win in the month of October.

• Mark the seventh consecutive win inside Fifth Third Bank Stadium.

• Be the eighth consecutive win over a team from North Carolina.

## NUMBERS TO KNOW

52

» KSU has been ranked in the top 25 for 52 straight weeks, dating back to week nine of the 2017 season.

62

» The Owls have at least one rushing TD in 62 consecutive games, a streak that spans four full seasons.

9

» QB Xavier Shepherd currently ranks second in the FCS with nine rushing touchdowns on the year.

## WHAT'S INSIDE


|                       |     |                      |    |
|-----------------------|-----|----------------------|----|
| Schedule/Results      | 1   | Rushing Numbers      | 8  |
| Team Notes            | 1   | The Last Time        | 9  |
| Offensive Depth Chart | 2   | Game-by-Game Stats   | 11 |
| Defensive Depth Chart | 3   | Series History       | 13 |
| News and Notes        | 4-5 | Top-25 History       | 15 |
| Quick Facts           | 4   | Year-by-Year Results | 16 |
| Record Breakdown      | 4   | Depth Chart          | 17 |
| Rewind the Clock      | 6   | Season Stats         | 18 |
| Preseason Central     | 7   | Team Roster          | 22 |

## IN-DEPTH CHART: OFFENSE

LT

**55 Jake LASSITER**

- 6-1 • 240 • Gr.
- 2x Big South all-conference first team
- Big South Preseason all-conference first team this fall
- Helped pave the way for nation's No.2 rushing attack
- Former tight end who transferred from FAU to Coffeyville CC

**75 Hall O'NEAL**

- 6-2 • 255 • So.
- Saw action for the second time this season against JSU
- Prepped at Holy Innocents' Episcopal School
- Also played on HIES varsity lacrosse team
- One of two from his school on roster w/ WR Landon Karidan

LG

**50 Terrell PAXTON**

- 6-0 • 310 • Jr.
- Started 20 of last 23 games, including final nine in 2019
- Tied for heaviest player on the team
- Career 43-11 record at Tucker HS
- Won three region titles and two state finals appearances


**62 Tristan LOVE**

- 6-2 • 300 • Jr.
- Has seen action in four games during the 2021 season
- Transfer from Southeast Missouri State
- Two-time Southeast Scholar-Athlete
- Younger brother, Jordan, is a freshman offensive lineman

C


**73 William NANA FABU**

- 6-0 • 310 • Sr.
- Started 25 games in his career, including all 14 in 2019
- Spring '21 All-Big South Conference second-team
- Began career as a walk-on, later earned a scholarship
- Cybersecurity major

**66 Matt OLSON**

- 6-1 • 295 • So.
- Got his first start of the season week three; 3 starts on the year
- Blocked for Xavier Shepherd as he compiled 124 rush yards vs. JSU
- Part of an offensive line that leads the Big South in rushing
- 2020 Alabama heavy weight state champion wrestler

RG


**65 Zion KATINA**

- 6-2 • 285 • Jr.
- Spring '21 All-Big South Conference second team
- Started all five games in spring, 18 total in career
- Billed as the most athletic offensive lineman
- Father & four uncles play in Christian rock band, The Katinas


**68 Trenton JACKSON**

- 6-0 • 310 • So.
- Led Oak Grove to 2019 South State Championship in Miss.
- Graded out over 81% as a senior with over 90 knockdowns
- Tied for heaviest player on the team
- 2017 Power Lifting Regional Runner-Up

RT

**66 Matt OLSON**

- 6-1 • 295 • So.
- Got his first start of the season week three; 3 starts on the year
- Blocked for Xavier Shepherd as he compiled 124 rush yards vs. JSU
- Part of an offensive line that leads the Big South in rushing
- 2020 Alabama heavy weight state champion wrestler

**62 Tristan LOVE**

- 6-2 • 300 • Jr.
- Has seen action in four games during the 2021 season
- Transfer from Southeast Missouri State
- Two-time Southeast Scholar-Athlete
- Younger brother, Jordan, is a freshman offensive lineman

WR

**86 Caleb O'NEAL**

- 6-2 • 200 • Gr.
- Recorded his first TD catch of the year week three at Wofford
- Started all five games in the spring, 3 catches for 92 yds
- Walk-on who earned scholarship in 2019 fall camp
- Big Chick-Fil-A guy and HS state finalist in bass fishing

**19 Oscar GONZALEZ**

- 6-4 • 235 • Jr.
- Played in two games in the Spring
- Played all 14 games as a freshman
- Had 13 touchdowns as a senior in high school
- Sociology major

WR

**9 Will HAIGLER**

- 6-1 • 210 • Jr.
- Career-high three catches for 77 yards vs. DSU (3/20)
- Played in all 5 spring games & led KSU w/ 5 catches for 116 yds
- 50 catches and six scores at Florida State University HS
- Earned third place in state at 182-pound class in wrestling

**17 Chavis MARSHALL**

- 6-3 • 190 • Jr.
- First catch came on six-yard completion vs. RMU
- Played in four games this past spring
- Won 3 consecutive state track titles at Worth County HS
- Computer Science major

SB

**12 Isaac FOSTER**

- 5-10 • 170 • Sr.
- Started against GT after missing Reinhardt game
- Rushed six times for 45 yards and had a 12-yard reception vs. GT
- Preseason Big South special teams first-team and offensive HM
- Freshman All-American kick returner


**2 Adeolu ADELEKE**

- 5-10 • 185 • Sr.
- Caught 39-yard touchdown pass against Georgia Tech (9/11)
- Found paydirt vs. RMU (4/2) on 15-yard run
- Started against the Colonials with season-high 49 snaps
- Earned 6A All-State honors at Heritage HS

SB

**15 Nykeem FARROW**

- 5-9 • 170 • So.
- Has 114 rush yards and 22 receiving yards (one rushing TD)
- Played in four games this season
- Also played basketball and ran track at Bleckley County
- Had a pair of 1,000-yd, 20-touchdown seasons in HS

**3 Iaan COUSIN**

- 6-0 • 165 • So.
- Had 54-yard touchdown run against Georgia Tech (9/11)
- Played in four games in 2019 and four games in the spring
- Had a top five ACT score at Mount Zion High School
- Nicknamed "Mike Mike" (bestowed upon as an infant and stuck)

BB

**1 Kyle GLOVER**

- 5-11 • 215 • Gr.
- Second on team in rushing with 302 yards (1 TD)
- 2021 All-Big South second-team in the spring
- Carried 53 times for 278 yards and a 5.2-yard average
- Started career as a linebacker in 10 games in 2017

**29 Preston DANIELS**

- 5-11 • 250 • So.
- Recorded a career best 72 rushing yards at Wofford
- Has played in four games during the 2021 season
- Self-taught piano player as a pre-teen
- Three-time all-state honoree at Washington County HS

QB

**8 Xavier SHEPHERD**

- 6-0 • 205 • So.
- Has 438 rush yards (9TD's) and 399 passing yards (3 TD's) in 2021
- Big South Offensive Player of the Week (10/4 and 10/11)
- Honorable Mention FCS Performer of the Week (10/4)
- Earned Big South Freshman of the Week after 1st career start (4/3)

**4 Jonathan MURPHY**


- 6-0 • 195 • Jr.
- Set Big South playoff record for rushing TDs by a QB in 2019
- Set league playoff mark for rushing yards with 206 (11/30/19)
- Big South Off. PoW w/ 113 rush & 108 passing yds; 3 TD (3/15)
- 6,000 passing yards & 52 TD in his career at Westchester HS

## IN-DEPTH CHART: DEFENSE

DE

**94 Kerick REESE**

- 6-2 • 220 • So.
- Three starts on the year; played in five games with 18 tackles (nine solo)
- Played in three games and had 10 tackles in the spring
- Had two TFL and a sack
- Recorded 128 tackles and 3.5 sacks as a senior at Stockbridge

**58 Jahon MYERS**

- 6-3 • 250 • So.
- Played in five games, has four tackles (two solo)
- First team all-region as a junior with 10 sacks and 13 TFL
- First team all-region as a junior with 75 stops
- Majoring in Business

DT

**54 Tyler MOORE**

- 6-1 • 250 • Sr.
- Seen action in five games, has eight tackles (five solo)
- Had 13 tackles, a TFL, and a FR in the spring
- Was second on the team with five sacks in '19
- Owns eight tackles, one pbu, and 2.0 tfl this season

**57 Tyler SCOTT**

- 6-0 • 285 • So.
- Played in five games, has five tackles (two solo)
- Played in three games in spring '21
- 40 tackles, two sacks, and 5 TFL as a HS senior
- Helped Jackson HS to second round of 2019 GHSA playoffs

NT

**74 Desmond SCOTT**

- 6-0 • 285 • Sr.
- Played in four games, has nine tackles (four solo), one TFL
- Blocked a FG in week five against Jacksonville State
- Had 16 tackles, two sacks, and a forced fumble in the spring
- Won 2017 stats title with Auburn's Bo Nix in high school

**96 Travis BELL**

- 6-1 • 280 • Sr.
- Recorded two sacks and seven tackles (seven solo) in 2021
- Had three tackles and 1.5 TFL against CSU (3/13)
- Played in 13 games with eight starts in 2019
- Was second on the team with five sacks in '19

DE

**95 Joel PARKER**

- 6-0 • 245 • Jr.
- Has seven tackles (five solo) in five games this season
- Recorded two tackles and one sack against Georgia Tech
- Earned Iron Owl award prior to fall camp
- Led the state of Alabama in sacks in 2017

**51 Kelcy ALLEN**

- 6-1 • 240 • So.
- Played in his first game of the season last week at Hampton
- First player in program history to don number 0
- Two tackles and 0.5 tfl against CSU
- Played in 10 games as a freshman in 2019

MIKE

**49 Chance BATES**

- 6-0 • 240 • Sr.
- Has played in five games, has 12 tackles (nine solo)
- Led team with seven stops against RMU in the spring
- In '19, fourth on KSU with 45 tackles, 29 of which were solo
- Class 3A All-State selection by the Alabama Sportswriters

**44 Jalen BARNUM**

- 6-1 • 210 • So.
- Seen action in five games and has eight tackles (seven solo)
- 12 tackles in the spring, including big kickoff hit vs. CSU (3/13)
- All-region honors with 67 tackles and 3.0 sacks as a senior
- GACA all-star as a junior with 80 tackles and 3.0 sacks

WILL

**48 Evan THOMPSON**

- 6-0 • 210 • Jr.
- Played in five games, leads team with 28 tackles (18 solo), one sack
- Transfer from Florida Tech
- Only Division 1 athlete playing both football and men's golf
- Posted a 77.50 over six rounds of play in 2017-18

**45 Xavier REDDICK**

- 6-1 • 230 • Gr.
- Second on team with 21 tackles (11 solo), also has one sack
- Had a team-high 10 tackles against Reinhardt (9/2)
- Three-year starter at McEachern High School
- 2019 all-Patriot League second-team selection

SAM

**5 Welton SPOTTSVILLE**

- 6-1 • 220 • So.
- Played in five games with 19 tackles (12 solo)
- Transfer from Florida Tech
- Had key interception against Reinhardt (9/2)
- Played in four games for UNC in 2020

**41 Garland BENYARD**

- 6-0 • 190 • Fr.
- Played in five games, has two tackles
- Two-time state champion at Irwin County High School
- Twin, Garland, is a running back
- Chose the Owls over offers from Troy and GA Southern

SS

**0 Java'n SINGLETARY**

- 6-0 • 195 • Jr.
- Fourth on the team with 19 tackles (eight solo)
- Transferred to KSU in the spring and sat out the season
- Played in four games at GA Southern in 2020, had 22 tackles
- Has begun a successful start in the music industry

**27 Cade LODEN**

- 6-0 • 175 • So.
- Big South Freshman of the Week (March 22)
- Scoop and score touchdown vs. DSU (3/20)
- Played in 4 games in the spring
- Better fisherman than brother, Cole, according to Cole

FS

**30 Cole LODEN**

- 5-11 • 185 • Sr.
- Played in five games (three starts), has 11 tackles (seven solo)
- Had a big interception week three at Wofford (Sept. 18)
- Eight career starts in 35 games played
- Younger brother, Cade, is also a defensive back

**22 Elijah KIRBY**

- 6-1 • 205 • So.
- Played one game in the Spring against Robert Morris
- Four-time NGTD Player of the Week
- Communications Major
- Helped team to 11-1 record and second round of GHSA playoffs

CB


**11 Je'Cory BURKS**

- 6-0 • 195 • Jr.
- Started all five games and has 18 total tackles (nine solo)
- Made eight tackles with one pbu
- Played in 13 games with two tackles in 2019
- Computer science major

**16 Ryan HARRIS**

- 5-10 • 180 • So.
- Played in five games and has three tackles (one solo)
- Made two-deep for the first time in career during the spring
- Won three state titles at Dutch Fork High School
- Joined the team as a walk-on

CB

**20 Erwin BYRD**

- 5-10 • 180 • So.
- Has played in five games and has nine tackles (seven solo)
- Had his first INT of the year week five against Jacksonville St.
- Played in three games with two starts for Maryland in 2020
- Had four interceptions as a senior at McEachern High School

**7 Donte JUSTICE**

- 5-11 • 180 • So.
- Played in four games, has four tackles (two solo)
- Switched to No. 7 this season, number in youth ball and HS
- Starred in basketball and baseball at Baldwin High School
- Four-year starter for the BHS Braves



TEAM NEWS & NOTES

Best Ever

• No other start-up program in college football history has more wins in its first five seasons than Kennesaw State with 48 victories.

• The Owls surpassed Georgia Southern (47) and Old Dominion (46) with their final two wins of the 2019 season.

• KSU is also the first start-up program in college football history to post three consecutive 11-win seasons during its first five years of competition.

Dynasty Mode

• Dating back to week two of the 2017 season, Kennesaw State has won 42 of its last 50 games for an .840 winning percentage.

• The Owls are looking for their third Big South Conference championship in the last five seasons and their fourth FCS Playoffs appearance.

• KSU is one of five teams in the country to win a playoff game in each of the last three fall seasons, joined by North Dakota State, JMU, UNI and Weber State. The Owls are also one of nine programs to appear in each of the last three 24-team FCS Playoffs.

Minute Men

• In their first seven seasons, the Owls have 56 scoring drives of one minute or less, including a program-best 17 in 2019.

• KSU tallied its first of the 2021 fall season at Wofford with a two play, 59-yard drive which lasted 43 seconds. The Owls recorded four last spring; one scoring drive less than one minute in the season-opener, two more against Charleston Southern and one against Robert Morris.

One-Timer

• The Owls have 30 one-play scoring drives in program history, including 19 in the last 34 games. KSU recorded a program-best three one-play touchdown drives at Missouri State during the 2019 season.

Owls Own The Big South

• In just seven seasons of existence, Kennesaw State and head coach Brian Bohannon have four all-time playoff wins - tying the record by both a league member and head coach. Former member Coastal Carolina and its head coach, Joe Moglia, also collected four playoff victories.

• Kennesaw State and Monmouth have split the last four Big South titles. The two programs are a combined 37-4 in conference games since the start of the 2017 season, with each loss against each other. KSU and MU square off Nov. 20 at Fifth Third Bank Stadium.

Spring Flings

• The Owls ranked No. 2 in the country in rushing yards per game at 294.8. KSU has rushed for 200-plus yards in 65 of 73 games all time.

• KSU ranked No. 14 in the country in total defense, surrendering 281 yards per game.

• After holding the ball for a school-record 40 minutes and 20 seconds against Charleston Southern on March 13, KSU ranked No. 13 in the country in time of possession at 32:58.

• The Owls led the nation in yards per completion again. KSU completed each pass for an average of 21.24 yards, and in 2019 the average was 21.42 yards.

Peach State Pride

• Since KSU's inception, the Owls hold the second-highest winning percentage among NCAA Division I football teams in the state of Georgia (2015-pres.). In that seven-year span, Kennesaw State is the only Division I program in the state to capture two conference championships.

| Rk | Team             | Win% |
|----|------------------|------|
| 1. | Georgia          | .800 |
| 2. | Kennesaw State   | .767 |
| 3. | Georgia Southern | .524 |
| 4. | Mercer           | .400 |
| 5. | Georgia Tech     | .429 |
| 6. | Georgia State    | .423 |

Officially THE GOAT

• With a 24-19 win against Charleston Southern, head coach Brian Bohannon became the fastest coach in Big South history to reach 50 career coaching victories, doing so in just 65 games. The next closest coach is former Coastal Carolina HC David Bennett who needed 78 games. He now has an overall record of 52-16 in his first six seasons.

Notable Coaches to 50 Wins

| Coach                 | Record       | Total Gms |
|-----------------------|--------------|-----------|
| Paul Johnson          | 50-8         | 58        |
| Urban Meyer           | 50-11        | 61        |
| Kirby Smart           | 50-14        | 64        |
| <b>Brian Bohannon</b> | <b>50-15</b> | <b>65</b> |
| Dabo Swinney          | 50-22        | 77        |
| Nick Saban            | 50-29-1      | 80        |

Nate The Great

• Senior kicker Nathan Robertson finished second in all of FCS in 2019 with 68 PAT's. In the spring, he hit on 19-of-19 in PAT's and 5-of-7 in field goals. He was named to the conference's first team postseason squad and is on the preseason team this fall.

RECORD BREAKDOWN

|                     |   |
|---------------------|---|
| Current Streak      | Won 3   |
| Current Home Streak | Won 6   |
| Current Road Streak | Won 2   |
| Last Win            | Oct. 9, 2021<br>at Hampton, 34-15                   |
| Last Home Win       | Oct. 2, 2021<br>vs. No. 17 Jacksonville State, 31-6 |
| Last Home Loss      | Nov. 2, 2019<br>vs. Monmouth, 45-21                 |
| Last Road Win       | Oct. 2, 2021<br>at Hampton, 34-15                   |
| Last Road Loss      | Sept. 11, 2021<br>at Georgia Tech, 45-17            |

|                         | Fall 2021 | Under Bohannon |
|-------------------------|-----------|----------------|
| Overall                 | 4-1       | 56-17          |
| At home                 | 2-0       | 33-5           |
| On the road             | 2-1       | 22-12          |
| At neutral site         | 0-0       | 1-0            |
| Conference Games        | 1-0       | 23-8           |
| Non-Conference Games    | 3-1       | 31-9           |
| Overtime                | 0-0       | 1-2            |
| Playoff games           | 0-0       | 4-3            |
| Thursdays               | 1-0       | 3-2            |
| Saturdays               | 3-1       | 53-15          |
| Day (Before 6 p.m.)     | 2-1       | 39-10          |
| Night (After 6 p.m.)    | 2-0       | 16-7           |
| In August               | 0-0       | 1-2            |
| In September            | 2-1       | 17-4           |
| In October              | 2-0       | 19-2           |
| In November             | 0-0       | 13-5           |
| In December             | 0-0       | 2-3            |
| On Turf                 | 0-1       | 16-11          |
| On Grass                | 4-0       | 40-6           |
| Vs. Ranked Opponents    | 1-0       | 7-8            |
| Win Coin Toss           | 0-1       | 23-13          |
| Lose Coin Toss          | 4-0       | 32-5           |
| Score First             | 4-0       | 34-8           |
| Opponent Scores First   | 0-1       | 22-9           |
| Lead after 1st quarter  | 3-0       | 34-3           |
| Tied after 1st quarter  | 1-0       | 12-8           |
| Trail after 1st quarter | 0-1       | 11-6           |
| Lead after 2nd quarter  | 4-0       | 48-5           |
| Tied after 2nd quarter  | 0-0       | 4-1            |
| Trail after 2nd quarter | 0-1       | 4-11           |
| Lead after 3rd quarter  | 4-0       | 52-1           |
| Tied after 3rd quarter  | 0-0       | 1-0            |
| Trail after 3rd quarter | 0-1       | 3-16           |
| Have a 100-yd rusher    | 3-0       | 33-5           |
| Allow a 100-yd rusher   | 1-0       | 7-6            |
| Have a 300-yd passer    | 0-0       | 0-0            |
| Allow a 300-yd passer   | 0-0       | 3-2            |
| Have a 100-yd receiver  | 0-0       | 6-1            |
| Allow a 100-yd receiver | 0-0       | 5-6            |
| Scoring < 20 points     | 0-1       | 6-8            |
| Scoring 20-29 points    | 0-0       | 8-8            |
| Scoring 30+ points      | 4-0       | 40-1           |
| Allowing < 20 points    | 2-0       | 41-2           |
| Allowing 20-29 points   | 1-0       | 8-7            |
| Allowing 30+ points     | 0-1       | 2-8            |
| Outgain opponent        | 4-0       | 52-9           |
| Outgained by opp.       | 0-1       | 4-8            |
| Win turnover margin     | 4-0       | 38-2           |
| Lose turnover margin    | 0-1       | 4-9            |
| Tie in turnovers        | 0-0       | 15-5           |
| Close games (1-10)      | 1-0       | 17-10          |
| Games (11-20)           | 1-0       | 7-2            |
| Blowouts (20+)          | 2-1       | 32-5           |
| Won Time of Poss.       | 4-0       | 45-12          |

QUICK FACTS

|                                   |                           |
|-----------------------------------|---------------------------|
| Institution Name                  | Kennesaw State University |
| Location                          | Kennesaw, Ga. 30144       |
| Enrollment                        | 41,000                    |
| Founded                           | 1963                      |
| Nickname                          | Owls                      |
| Colors                            | Black & Gold              |
| Affiliation                       | NCAA Division I FCS       |
| Conference                        | Big South Conference      |
| Interim President                 | Dr. Kathy Schwaig         |
| Director of Athletics             | Milton Overton            |
| Athletic Website                  | KSUOwls.com               |
| Home Field                        | Fifth Third Bank Stadium  |
| » Capacity                        | 8,300                     |
| » Surface                         | Bermuda Grass             |
| » 2021 Spring Record              | 4-1                       |
| Base Offense                      | Spread Option             |
| Base Defense                      | 4-2-5                     |
| Offensive Starters Returning/Lost | 9/2                       |
| Defensive Starters Returning/Lost | 8/3                       |
| First Season of Football          | 2015                      |
| All-Time Record                   | 56-17 (.767)              |

TEAM NEWS & NOTES

**Ranking Streak Record**

• Following the preseason polls by Stats FCS and the AFCA, KSU broke a record with 46 consecutive weeks in a top-25 poll. The streak broke a previous Big South Conference record of 45 weeks held by Coastal Carolina. The Owls have been ranked in one of the two polls for 52 consecutive weeks.

**Sending Out An SoS**

• Kennesaw State's strength of schedule is the strongest in the program's history. The Owls are set to have their first Power 5 opponent in Georgia Tech (Sept. 11), and have three teams with preseason top-25 rankings on the schedule in #10 Jacksonville State, #13 Monmouth, and #25 North Carolina A&T. The Owls also travel to Wofford, a team that KSU has beat twice in the FCS playoffs over the last three seasons.

**Hole In One**

• Linebacker Evan Thompson transfers to KSU after last playing at Florida Tech. Not only will he suit up with the shoulder pads and helmet, but this spring he will bring out the irons for KSU's golf team. Thompson played both sports at Florida Tech, and becomes the only current Division 1 student-athlete to play both football and golf.

**'Bama Boys**

• KSU has found success in recruiting the state of Alabama. There are a total of 10 Alabama natives on the roster, and a total of seven have been found on the offensive and defensive two-deep. Six are on defense, including Kelcy Allen, Chance Bates, Travis Bell, Tyler Moore, Joel Parker, and Desmond Scott.

**Hit Rewind Please**

• The schedule features the third all-time meetings in the series with both Wofford and Jacksonville State. KSU is 6-0 all-time against the programs and all have been classics. Three victories have taken place in the postseason, and the one regular season game was an incredible five-overtime thriller. The Owls outlasted JSU, 60-52, at SunTrust Park (now Truist Park) in 2018 in what was chosen as the top FCS game of the season. The Owls defeated Wofford and No. 17 Jacksonville State in 2021 outscoring their opponents 62-16.

**Watch and Listen**

• Three home KSU games (Reinhardt, Jacksonville State, and Gardner-Webb) will be aired on ESPN+ with "Voice of the Owls" Nolan Alexander and KSU alumnus Barclay Miller on the call.

• New this season, the Ingles Big South Game of the Week package on Nexstar will feature two KSU games, against NC A&T and Monmouth, on regional TV. Those games will also air on ESPN+.

• The new KSU Owls App will carry a live link every home and away game for the radio broadcast of KSU football. In addition to the app, each game is available on TuneIn. Brandon Sutton, Jordan Griffitt and Nathan McCreary join Alexander and Miller on radio broadcasts throughout the season.

**A Tradition Unlike Any Other**

• HERO Sports ranked the top FCS traditions and to no surprise KSU's Turnover Plank made the list. Former Owl Tanner Jones discovered Plank during a 2015 spring break trip, and brought it to the team during the 2017 season. Adopted as the team's turnover reward, Plank has been featured on media outlets nationwide and is an unquestioned national treasure.

**Cobb County Leaders**

• According to the Marietta Daily Journal, Kennesaw State is set to have more Cobb County players on its roster than any other Division I program. The Owls have 10 Cobb graduates on the roster.

**Rushing Campuses**

• According to TheAnalyst.com, the Owls entered this fall averaging 324.7 rushing yards per game since their first season (2015) - 25 more than any other FCS program.

**Six Sigma Efficiency**

• While KSU predominantly disposes of defenses with its powerful rushing attack, when the Owls take to the air no one has been more efficient.

• KSU led the country in passing efficiency with a mark of 187.96 during the spring 2021 season.

• For the past two seasons, the Owls have led the nation in passing yards per completion. The spring season saw the Owls complete each pass for an

average of 21.24 yards, and in 2019 the average was 21.42 yards.

**Long Live LD**

• On the morning of July 1, Kennesaw State suffered a tragic loss. Quarterback Ladarius "LD" Clardy was murdered in his hometown of Pensacola, Fla. Clardy had just completed his freshman season during the spring.

KSU plans to honor Clardy throughout the season. The Owls will wear "LLLLD" helmet stickers (Long Live LD), and no player will wear his jersey No. 13. A fundraiser announcement will be made at a future home game.

COMMUNICATIONS STAFF

|                 |   |
|-----------------|---|
| Michael Goss    | Assoc. Director of Communications           |
| Email           | rgoss11@kennesaw.edu                        |
| Office          | 470-578-7789                                |
| Cell            | 678-477-8590                                |
| Michael Pitts   | Communications Assistant                    |
| Email           | mpitts24@kennesaw.edu                       |
| Office          | 470-578-3217                                |
| Cell            | 678-373-7093                                |
| Nolan Alexander | Director of Communications/<br>Broadcasting |
| Email           | nalexa29@kennesaw.edu                       |
| Office          | 470-578-7872                                |
| Cell            | 770-713-3071                                |

COACHING STAFF

|                                   |                  |
|-----------------------------------|------------------|
| Head Coach                        | Brian Bohannon   |
| » Alma Mater                      | Georgia '93      |
| » Career Record                   | 56-17 (7th Year) |
| Off. Coordinator/Off. Line        | Grant Chesnut    |
| Def. Coordinator/Safeties         | Danny Verpaele   |
| Wide Receivers Coach              | Ossie Buchannon  |
| Tight Ends/Tackles Coach          | Stewart Cook     |
| Running Backs                     | Joe Speed        |
| Recruiting/Defensive Line         | Liam Klein       |
| Quarterbacks Coach                | Chandler Burks   |
| Linebackers Coach                 | Greg Harris      |
| Cornerbacks Coach                 | Darius Safford   |
| Defensive Ends/Special Teams      | Rico Zackery     |
| Graduate Assistant/Offense        | Tripp Dodd       |
| Graduate Assistant/Defense        | Nic Snowden      |
| Director of Strength/Conditioning | Jim Kiritsy      |
| Director of Operations            | Jay Bailey       |
| Head Football Athletic Trainer    | Keith Mize       |
| Equipment Manager                 | Joe Tolbert      |
| Video Coordinator                 | Reese Matthewson |
| Administrative Associate          | Lydia West       |

TOP 25 POLLS

| STATS | Fall 2021 | Coaches |
|-------|-----------|---------|
| 19    | PS        | 20      |
| 22    | W1        | 23      |
| 24    | W2        | RV      |
| 23    | W3        | 24      |
| 20    | W4        | 20      |
| 17    | W5        | 17      |
| 15    | W6        | 13      |
| -     | W7        | -       |
| -     | W8        | -       |
| -     | W9        | -       |
| -     | W10       | -       |
| -     | W11       | -       |
| -     | W12       | -       |
| -     | W13       | -       |
| -     | FINAL     | -       |

# 2021 PRESEASON CENTRAL

## 2021 PUNDITS' PICKS

| Media Outlet      | Big South Finish | National Ranking |
|-------------------|------------------|------------------|
| Lindy's           | 2nd              | 18               |
| HERO Sports       | n/a              | RV               |
| Athlon Sports     | 2nd              | 21               |
| STATS FCS         | 2nd              | 19               |
| AFCA Coaches      | n/a              | 20               |
| Big South Coaches | 2nd              | n/a              |

## BIG SOUTH 2021 PREDICTIONS

| Rk | Team                    | Points |
|----|-------------------------|--------|
| 1. | Monmouth (16)           | 141    |
| 2. | Kennesaw State (1)      | 117    |
| 3. | North Carolina A&T      | 100    |
| 4. | Charleston Southern (1) | 85     |
| 5. | Campbell                | 82     |
| 6. | Garner-Webb             | 59     |
| 7. | Hampton                 | 39     |
| 8. | Robert Morris           | 29     |

## BIG SOUTH PRESEASON POLL HISTORY

| Season        | Predicted Finish | Actual Finish |
|---------------|------------------|---------------|
| 2021 - Fall   | 2nd              | -             |
| 2021 - Spring | 2nd              | 2nd           |
| 2020 - Fall   | 1st              | DNP           |
| 2019          | 1st              | 2nd           |
| 2018          | 1st              | 1st           |
| 2017          | T-1st            | 1st           |
| 2016          | 3rd              | 3rd           |

## PRESEASON ALL-CONFERENCE

| No. | Name             | Yr. | Pos. | Team                    |
|-----|------------------|-----|------|-------------------------|
| 55  | Jake Lassiter    | Sr. | OL   | First Team              |
| 12  | Isaac Foster     | Sr. | RB   | First Team ST / Off. HM |
| 88  | Nathan Robertson | Sr. | K    | First Team              |

## ISAAC FOSTER RECORD WATCH

| Record                        | Rank | No.  | Record Holder        |
|-------------------------------|------|------|----------------------|
| Rush Yards Per Att. (Season)  | 1st  | 14.9 | Foster               |
| Rush Yards Per Att. (Career)  | 1st  | 11.8 | Foster               |
| Yards Per Play (Career)       | 1st  | 11.8 | Foster               |
| Kickoff Return Yards (Career) | 1st  | 679  | Foster               |
| Kickoff Return TDs (Season)   | 1st  | 2    | Foster               |
| Kickoff Return TDs (Career)   | 1st  | 2    | Foster               |
| Kickoff Return Avg. (Season)  | 1st  | 38.9 | Foster               |
| Kickoff Return Avg. (Career)  | 1st  | 32.3 | Foster               |
| Punt Returns (Career)         | 1st  | 26   | Foster               |
| Punt Return Yards (Career)    | 1st  | 276  | Foster               |
| Yds Per Punt Return (Season)  | 1st  | 18.6 | Foster               |
| Yds Per Punt Return (Career)  | 2nd  | 10.6 | Shaquil Terry (11.3) |
| Kickoff Returns (Career)      | 2nd  | 21   | P.J. Stone (24)      |
| Longest Play (KSU History)    | 1st  | 100  | Foster               |
| Longest Kickoff Return        | 1st  | 100  | Foster               |
| Longest Punt Return           | 1st  | 57   | Foster               |



« Isaac Foster  
First Team Special Teams



# BRIAN BOHANNON

**HEAD COACH  
7TH SEASON**



A program built on Effort, Attitude and Toughness, head coach Brian Bohannon has constructed Kennesaw State from the ground up and turned the Owls into a powerhouse program at the FCS level in just six seasons.

Hired on March 24, 2013 and tasked with building a football program from scratch, Bohannon and embraced the challenge and quickly turned Kennesaw State into the best five-year start-up program in college football history in 2019 with a 48-15 overall record, two Big South Conference championships, three straight appearances in the FCS Playoffs and four playoff victories.

Bohannon is a three-time finalist for the Eddie Robinson award as the nation's top FCS head coach, including a runner-up finish in 2018 and a third-place finish in 2017. He was named the AFCA National Coach of the Year in 2017 and is a two-time Big South Conference Coach of the Year.

He is second in Big South Conference history with 52 victories and he became the fastest coach in league history to win 50 games when he accomplished the feat in just 65 games.

In the first five years of the program, 72 national polls were released with the Owls appearing in exactly 50-percent of the rankings. Of those 72 polls, Kennesaw State was inside the top-10 41-percent of the time.

Due to COVID-19, the Big South Conference moved the 2020 season to the spring of 2021, where KSU posted a 4-1 mark. The Owls were perfect at home, and had 13 all-conference honorees. Linebacker Bryson Armstrong garnered multiple All-America honors as the Owls ranked second nationally in rushing and No. 14 in total defense.

The 2019 season was the beginning of a new era in Kennesaw State football, as the original signing class moved on and gave way to a new crop of talented players hungry to continue the championship tradition. Not only did the team deliver, but they recorded the program's third-straight 11-win season and made a return trip to the FCS Playoffs where they knocked off No. 11 Wofford on the road in the opening round.

After putting the world on notice in 2017 with a 12-2 season, the Owls somehow outdid themselves during the 2018 campaign. Ranked No. 2 in the nation for much of the year, KSU earned the No. 4 overall seed in the playoffs and took an 11-game winning streak to a second consecutive quarterfinal appearance where the Owls held the third-longest home winning streak in the nation that dated back over two calendar years.

Bohannon, 50, put Kennesaw State on the map in 2017 when he led the Owls to a 12-2 season and an outright Big South Championship after finishing conference play undefeated at 5-0. After upsetting No. 3 Jacksonville State in the second round of the FCS Playoffs, KSU's historic run would falter in the quarterfinals in a tough 34-27 loss to No. 5 Sam Houston State, but not before solidifying a young Kennesaw State team as one of the nation's top programs.

Bohannon is married to the former Melanie Cobb. The two have three children, sons Blake and Braden, and daughter Brooke Anna. Blake is a freshman on the Kennesaw State football team.

## CAREER NUMBERS

| Year     | School                      | Record |
|----------|-----------------------------|--------|
| 1996     | Gardner-Webb (WR)           | 2-9    |
| 1997     | Georgia Southern (WR)       | 10-3   |
| 1998     | Georgia Southern (WR)       | 13-1   |
| 1999     | Georgia Southern (WR)       | 14-2   |
| 2000     | Georgia Southern (DB)       | 13-2   |
| 2001     | Georgia Southern (DB)       | 12-2   |
| 2002     | Navy (WR)                   | 2-10   |
| 2003     | Navy (WR)                   | 8-5    |
| 2004     | Navy (WR)                   | 10-2   |
| 2005     | Navy (WR)                   | 8-4    |
| 2006     | Navy (WR)                   | 9-4    |
| 2007     | Navy (WR)                   | 8-4    |
| 2008     | Georgia Tech (QB/B-backs)   | 9-4    |
| 2009     | Georgia Tech (QB/B-backs)   | 10-3   |
| 2010     | Georgia Tech (QB/B-backs)   | 6-7    |
| 2011     | Georgia Tech (QB/B-backs)   | 8-5    |
| 2012     | Georgia Tech (QB/B-backs)   | 7-7    |
| 2013     | Kennesaw State (Head Coach) | --     |
| 2014     | Kennesaw State (Head Coach) | --     |
| 2015     | Kennesaw State (Head Coach) | 6-5    |
| 2016     | Kennesaw State (Head Coach) | 8-3    |
| 2017     | Kennesaw State (Head Coach) | 12-2   |
| 2018     | Kennesaw State (Head Coach) | 11-2   |
| 2019     | Kennesaw State (Head Coach) | 11-3   |
| 2021 (S) | Kennesaw State (Head Coach) | 4-1    |
| 2021 (F) | Kennesaw State (Head Coach) | 4-1    |

|                                    |                      |
|------------------------------------|----------------------|
| <b>Totals (HC &amp; Assistant)</b> | <b>205-91 (.693)</b> |
| <b>Totals (Head Coach)</b>         | <b>56-17 (.767)</b>  |

## POSTSEASON HISTORY

| Year | School           | Finish                 |
|------|------------------|------------------------|
| 1997 | Georgia Southern | I-AA Playoffs          |
| 1998 | Georgia Southern | I-AA National Finalist |
| 1999 | Georgia Southern | National Champion      |
| 2000 | Georgia Southern | National Champion      |
| 2001 | Georgia Southern | I-AA Playoffs          |
| 2003 | Navy             | EV1.net Houston Bowl   |
| 2004 | Navy             | Emerald Bowl           |
| 2005 | Navy             | Poinsettia Bowl        |
| 2006 | Navy             | Meineke Car Care Bowl  |
| 2007 | Navy             | Poinsettia Bowl        |
| 2008 | Georgia Tech     | Chick-fil-A Bowl       |
| 2009 | Georgia Tech     | FedEx Orange Bowl      |
| 2010 | Georgia Tech     | Independence Bowl      |
| 2011 | Georgia Tech     | Hyundai Sun Bowl       |
| 2012 | Georgia Tech     | Hyundai Sun Bowl       |
| 2017 | Kennesaw State   | FCS Quarterfinals      |
| 2018 | Kennesaw State   | FCS Quarterfinals      |
| 2019 | Kennesaw State   | FCS Second Round       |

## THE ACCOLADES

### Honors & Awards

| Year | Award                                       | Year |
|------|---|------|
|      | Eddie Robinson Award - Runner-Up            | 2018 |
|      | AFCA District Coach of the Year             | 2018 |
|      | Big South Coach of the Year                 | 2018 |
|      | Eddie Robinson Award - Finalist (3rd place) | 2017 |
|      | AFCA FCS National Coach of the Year         | 2017 |
|      | Big South Coach of the Year                 | 2017 |
|      | Eddie Robinson Award - Finalist (8th place) | 2016 |

## PERSONAL INFO

|              |                               |
|--------------|-------------------------------|
| Born:        | December 17, 1970             |
| Hometown:    | Griffin, Ga.                  |
| Alma Mater:  | Georgia '93                   |
| High School: | Griffin HS                    |
| Wife:        | Melanie                       |
| Children:    | Blake, Braden and Brooke Anna |

## BY THE NUMBERS

Years as a Head Coach

1 2 3 4 5 6

Playoff Wins

1 2 3 4

Playoff Appearances

1 2 3

10-Win Seasons

1 2 3

Losing Seasons

0

|   |   |  |   |  |   |  |
|---|---|--|---|--|---|--|
| <br>1989-93 - Student-Athlete<br>(Wide Receiver) | <br>1994-95 - Graduate Assistant | <br>1996 - Assistant Coach (WR) | <br>1997-99 - Asst. Coach (WR)<br>2000-01 - Asst. Coach (DB) | <br>2002-07 - Asst. Coach (WR) | <br>2008-12 - Asst. Coach (QB) | <br>2013-Present - Head Coach<br>56-17 (.767) |
|---|---|--|---|--|---|--|

INDIVIDUAL ALL-TIME RUSHING NUMBERS

100-YARD RUSHING GAMES

| Player                  | Opponent                | Date           | Yards |
|-------------------------|-------------------------|----------------|-------|
| 1. Micah Reed           | Shorter                 | Sept. 19, 2015 | 100   |
| 2. Chaston Bennett      | at Dayton               | Sept. 26, 2015 | 155   |
| 3. Trey White           | at Dayton               | Sept. 26, 2015 | 128   |
| 4. Trey White           | Gardner-Webb            | Oct. 17, 2015  | 170   |
| 5. Chaston Bennett      | Monmouth                | Oct. 31, 2015  | 129   |
| 6. Trey White           | Monmouth                | Oct. 31, 2015  | 102   |
| 7. Trey White           | at Presbyterian         | Nov. 21, 2015  | 155   |
| 8. Chandler Burks       | Point                   | Sept. 10, 2016 | 138   |
| 9. Darnell Holland      | at Furman               | Oct. 1, 2016   | 123   |
| 10. Chandler Burks      | at Furman               | Oct. 1, 2016   | 103   |
| 11. Chandler Burks      | Missouri S&T            | Oct. 8, 2016   | 118   |
| 12. Chaston Bennett     | at Monmouth             | Oct. 29, 2016  | 129   |
| 13. Chaston Bennett     | Clark Atlanta           | Nov. 5, 2016   | 179   |
| 14. Chandler Burks      | Presbyterian            | Nov. 12, 2016  | 119   |
| 15. Darnell Holland     | Tennessee Tech          | Sept. 9, 2017  | 129   |
| 16. Chandler Burks      | North Greenville        | Sept. 30, 2017 | 100   |
| 17. Shaquill Terry      | at Liberty              | Oct. 14, 2017  | 126   |
| 18. Jake McKenzie       | at Liberty              | Oct. 14, 2017  | 111   |
| 19. Jake McKenzie       | Gardner-Webb            | Oct. 21, 2017  | 119   |
| 20. Chandler Burks      | at Montana State        | Nov. 4, 2017   | 149   |
| 21. Jake McKenzie       | at Montana State        | Nov. 4, 2017   | 116   |
| 22. Darnell Holland     | Charleston Southern     | Nov. 11, 2017  | 109   |
| 23. Chandler Burks      | Monmouth                | Nov. 18, 2017  | 131   |
| 24. Shaquill Terry      | Samford                 | Nov. 25, 2017  | 120   |
| 25. Shaquill Terry      | at Sam Houston State    | Dec. 9, 2017   | 120   |
| 26. Darnell Holland     | vs. Alabama State       | Sept. 15, 2018 | 136   |
| 27. Chandler Burks      | vs. Presbyterian        | Oct. 6, 2018   | 135   |
| 28. Chandler Burks      | at Charleston Southern  | Oct. 27, 2018  | 102   |
| 29. Shaq Terry          | vs. Campbell            | Nov. 3, 2018   | 112   |
| 30. Darnell Holland     | at Monmouth             | Nov. 10, 2018  | 195   |
| 31. Darnell Holland     | vs. Jacksonville State  | Nov. 17, 2018  | 101   |
| 32. Bronson Rechsteiner | at Missouri State       | Sept. 21, 2019 | 221*  |
| 33. Isaac Foster        | at Missouri State       | Sept. 21, 2019 | 183   |
| 34. Isaac Foster        | vs. Reinhardt           | Sept. 28, 2019 | 127   |
| 35. Bronson Rechsteiner | vs. Charleston Southern | Oct. 12, 2019  | 138   |
| 36. Daniel David        | vs. North Alabama       | Oct. 26, 2019  | 111   |
| 37. Tommy Bryant        | at Campbell             | Nov. 9, 2019   | 105   |
| 38. Tommy Bryant        | at Hampton              | Nov. 16, 2019  | 100   |
| 39. Tommy Bryant        | vs. Gardner-Webb        | Nov. 23, 2019  | 154   |
| 40. Bronson Rechsteiner | vs. Gardner-Webb        | Nov. 23, 2019  | 128   |
| 41. Jonathan Murphy     | at Wofford              | Nov. 30, 2019  | 206   |
| 42. Jonathan Murphy     | at Weber State          | Dec. 7, 2019   | 116   |
| 43. Jonathan Murphy     | vs. Charleston Southern | Mar. 14, 2021  | 113   |
| 44. Kyle Glover         | at Wofford              | Sept. 18, 2021 | 117   |
| 45. Xavier Shepherd     | vs. Jacksonville State  | Oct. 2, 2021   | 124   |
| 46. Xavier Shepherd     | at Hampton              | Oct. 9, 2021   | 179   |

TWO 100-YARD RUSHERS, SAME GAME

| Player (Yards)               | Opponent                  | Date                             |
|------------------------------|---------------------------|----------------------------------|
| 1. Chaston Bennett (155)     | Trey White (128)          | at Dayton Sept. 26, 2015         |
| 2. Chaston Bennett (124)     | Trey White (102)          | vs. Monmouth Oct. 31, 2015       |
| 3. Darnell Holland (123)     | Chandler Burks (103)      | at Furman Oct. 1, 2016           |
| 4. Jake McKenzie (111)       | Shaquill Terry (126)      | Liberty Oct. 14, 2017            |
| 5. Chandler Burks (149)      | Jake McKenzie (116)       | Montana State Nov. 4, 2017       |
| 6. Bronson Rechsteiner (221) | Isaac Foster (183)        | at Missouri State Sept. 21, 2019 |
| 7. Tommy Bryant (154)        | Bronson Rechsteiner (128) | vs. Gardner-Webb Nov. 23, 2019   |

200-YARD RUSHING GAMES

| Player                 | Opponent          | Date           | Yards |
|------------------------|-------------------|----------------|-------|
| 1. Bronson Rechsteiner | at Missouri State | Sept. 21, 2019 | 221*  |
| 2. Jonathan Murphy     | at Wofford        | Nov. 30, 2019  | 206   |

\*school record

MOST 100-YARD RUSH GAMES

| Player              | Games |
|---------------------|-------|
| Chandler Burks      | 9     |
| Darnell Holland     | 6     |
| Trey White          | 4     |
| Chaston Bennett     | 4     |
| Jonathan Murphy     | 3     |
| Bronson Rechsteiner | 3     |
| Tommy Bryant        | 3     |
| Shaquill Terry      | 3     |
| Jake McKenzie       | 3     |
| Isaac Foster        | 2     |
| Xavier Shepherd     | 2     |

MOST 200-YARD RUSH

GAMES

| Player              | Games |
|---------------------|-------|
| Bronson Rechsteiner | 1     |
| Jonathan Murphy     | 1     |

LONGEST RUSHING ATTEMPTS

| Yds | Result | Player              | Date           |
|-----|--------|---------------------|----------------|
| 85  | TD     | Bronson Rechsteiner | Sept. 21, 2019 |
| 84  | TD     | Darnell Holland     | Sept. 9, 2017  |
| 84  | --     | Shaquill Terry      | Nov. 25, 2017  |
| 80  | TD     | Chaston Bennett     | Sept. 26, 2015 |
| 79  | TD     | T.J. Reed           | Oct. 7, 2017   |
| 75  | TD     | Isaac Foster        | Sept. 21, 2019 |
| 75  | TD     | Darnell Holland     | Sept. 6, 2018  |
| 70  | TD     | Darnell Holland     | Sept. 15, 2018 |
| 69  | --     | Chaston Bennett     | Nov. 5, 2016   |
| 65  | --     | Daniel David        | Sept. 15, 2018 |
| 65  | TD     | Bronson Rechsteiner | Nov. 23, 2019  |



## THE LAST TIME KENNESAW STATE...

**RUSHING**

|                                       |                                   |
|---------------------------------------|-----------------------------------|
| Had 500+ yards rushing                | at Tennessee Tech, 2018 (507)     |
| Had 400+ yards rushing                | at Missouri State, 2019 (479)     |
| Had 300+ yards rushing                | at Hampton, 2021 (339)            |
| Had 70+ rushing attempts              | vs. Jacksonville State, 2018 (71) |
| Had 60+ rushing attempts              | at Wofford, 2021 (63)             |
| Had 50+ rushing attempts              | at Hampton, 2021 (58)             |
| Had 7+ rushing TDs                    | at Monmouth, 2018 (7)             |
| Had 6+ rushing TDs                    | at Hampton, 2019 (6)              |
| Had 5+ rushing TDs                    | vs. Reinhardt, 2021 (5)           |
| Had 4+ rushing TDs                    | at Hampton, 2021 (4)              |
| Had 2+ players with 100 yards rushing | vs. Gardner-Webb, 2019 (2)        |

**PASSING**

|                           |                                   |
|---------------------------|-----------------------------------|
| Had 300+ yards passing    | at Duquesne, 2016 (312)           |
| Had 200+ yards passing    | at Georgia State, 2018 (201)      |
| Had 25+ pass attempts     | at Charleston Southern, 2016 (28) |
| Had 20+ pass attempts     | at Georgia Tech, 2021 (20)        |
| Had 10+ pass completions  | at Charleston Southern, 2018 (11) |
| Had 4+ passing TDs        | vs. Presbyterian, 2016 (4)        |
| Had 3+ passing TDs        | at Presbyterian, 2019 (3)         |
| Had 4+ passes intercepted | at Charleston Southern, 2016 (4)  |
| Had 3+ passes intercepted | at Charleston Southern, 2016 (4)  |

**TOTAL OFFENSE**

|                              |                                  |
|------------------------------|----------------------------------|
| Had 650+ yards total offense | vs. Point University, 2015 (699) |
| Had 600+ yards total offense | vs. Presbyterian, 2018 (637)     |
| Had 550+ yards total offense | vs. Point University, 2019 (592) |
| Had 500+ yards total offense | at Missouri State, 2019 (526)    |
| Had 85+ plays total offense  | at Kent State, 2019 (87)         |
| Had 80+ plays total offense  | at Kent State, 2019 (87)         |
| Had 75+ plays total offense  | vs. Reinhardt, 2021 (76)         |

**SCORING**

|   |                                     |
|---|-------------------------------------|
| Scored 70+ points                                   | vs. Clark Atlanta, 2018 (70)        |
| Scored 60+ points                                   | vs. Jacksonville State, 2018 (60)   |
| Scored 50+ points                                   | at Hampton, 2019 (50)               |
| Scored 40+ points in a half                         | vs. Point University, 2019 (42)     |
| Scored 30+ points in a half                         | at Hampton, 2019 (31)               |
| Scored 35+ points in a quarter                      | vs. Edward Waters, 2015 (35)        |
| Scored 28+ points in a quarter                      | vs. Alabama State, 2018 (28)        |
| Both teams combined for 100+ points                 | vs. Jacksonville State, 2018 (112)  |
| Allowed 50+ points                                  | vs. Jacksonville State, 2018 (52)   |
| Allowed 40+ points                                  | at Georgia Tech, 2021 (45)          |
| Allowed 30+ points                                  | at Campbell, 2019 (35)              |
| Was held scoreless                                  | --                                  |
| Was held scoreless at Fifth Third Bank Stadium      | --                                  |
| Was held scoreless on the road                      | --                                  |
| Was held scoreless at a neutral site                | --                                  |
| Won a game without a rushing TD                     | vs. Gardner-Webb, 2015              |
| Won a game without a passing TD                     | at Hampton, 2021                    |
| Held opponent scoreless                             | vs. Robert Morris, s2021 (35-0)     |
| Held opponent scoreless at Fifth Third Bank Stadium | vs. RMU, s2021, (35-0)              |
| Held opponent scoreless on the road                 | at Presbyterian, 2017 (28-0)        |
| Held opponent without a touchdown                   | vs. Robert Morris, s2021 (35-0)     |
| Held two opponents scoreless in one season          | 2018, vs. Presbyterian and Campbell |
| Held a Big South opponent scoreless                 | vs. Robert Morris, s2021 (35-0)     |
| Scored on the first offensive play of the game      | vs. Charleston Southern, 2015       |
| Scored on the first offensive series of the game    | vs. Jacksonville State, 2021        |

**RECEIVING**

|  |                                       |
|--|---------------------------------------|
| Had a player with 100 yards receiving        | at Duquesne, 2016 (Sumpter - 187)     |
| Had a player with 5+ catches in a game       | at Campbell, 2019 (Shaquil Terry - 5) |
| Had a player with 2+ TD receptions in a game | at Campbell, 2019 (Shaquil Terry - 2) |

**DEFENSE**

|   |  |
|---|--|
| Held opponent to 10 or fewer first downs          | vs. Reinhardt, 2021 (9)                    |
| Held opponent to 25 or fewer yards rushing        | vs. Presbyterian, 2018 (18)                |
| Held opponent to 50 or fewer yards rushing        | at Weber State, 2019 (44)                  |
| Held opponent to 50 or fewer yards passing        | vs. Campbell, 2018 (46)                    |
| Held opponent to 150 or fewer yards total offense | at Hampton, 2019 (126)                     |
| Held opponent to 200 or fewer yards total offense | vs. Robert Morris, s2021 (162)             |
| Intercepted 4+ passes                             | vs. Clark Atlanta, 2018 (4)                |
| Intercepted 3+ passes                             | at Hampton, 2019 (3)                       |
| Scored a safety                                   | --   |
| Scored a touchdown                                | vs. Robert Morris s2021 (75-yd int return) |
| Recorded 5+ sacks                                 | vs. Shorter, s2021 (6.0)                   |
| Recorded 4+ sacks                                 | vs. Gardner-Webb, 2019 (5.0)               |

**SPECIAL TEAMS**

|                                  |  |
|----------------------------------|--|
| Returned a punt for a TD         | --                                     |
| Returned a blocked punt for a TD | vs. Gardner-Webb, 2019 (Jalen Jackson) |
| Returned a kickoff for a TD      | vs. Campbell, 2018 (Holland - 84 yds)  |
| Punted 10+ times                 | --                                     |
| Did not punt                     | vs. Dixie State, s2021                 |
| Blocked a field goal             | vs. Jacksonville State, 2021           |
| Had a punt blocked               | at Samford, 2017                       |
| Had a field goal blocked         | --                                     |
| Blocked a PAT kick               | vs. Charleston Southern, s2021         |
| Missed a kicking PAT             | at Hampton, 2019                       |
| Had a kicking PAT blocked        | vs. North Alabama, 2019                |
| Recovered an onside kick         | at Georgia Tech, 2021                  |

**MISCELLANEOUS**

|  |  |
|--|--|
| Had 30+ first downs                    | vs. Presbyterian, 2018 (34)                |
| Had 25+ first downs                    | vs. North Alabama, 2019 (26)               |
| Had 10+ passing first downs            | at Samford, 2017 (10)                      |
| Had 20+ rushing first downs            | vs. Reinhardt, 2021 (20)                   |
| Had 10+ penalties                      | vs. Charleston Southern, 2019 (11)         |
| Had 100+ yards in penalties            | vs. Charleston Souther, 2019 (122)         |
| Had 35 minutes+ of possession time     | vs. Jacksonville State, 2021 (37:19)       |
| Was involved in an overtime game       | vs. Jacksonville State, 2018 (50T)         |
| Defeated a ranked opponent             | vs. No. 17 Jacksonville State, 2021 (31-6) |
| Defeated a ranked opponent on the road | at No. 11 Wofford, 2019 (28-21)            |
| Came back from 10+ points down to win  | at Missouri State, 2019 (13)               |

## THE LAST TIME A KENNESAW STATE PLAYER...

**RUSHING**

|   |  |
|---|--|
| Rushed 30+ times                          | Xavier Shepherd vs. Jacksonville State, 2021 (32)  |
| Rushed 25+ times                          | Xavier Shepherd at Hampton, 2021 (29)  |
| Rushed for 250+ yards                     | --   |
| Rushed for 200+ yards                     | Jonathan Murphy at Wofford, 2019 (206)   |
| Rushed for 175+ yards                     | Xavier Shepherd at Hampton, 2021 (179)   |
| Rushed for 150+ yards                     | Xavier Shepherd at Hampton, 2021 (179)   |
| Rushed for 125+ yards                     | Xavier Shepherd at Hampton, 2021 (179)   |
| Rushed for 100+ yards                     | Xavier Shepherd at Hampton, 2021 (179)   |
| Rushed for 100+ yards (QB)                | Xavier Shepherd at Hampton, 2021 (179)   |
| Rushed for 100+ yds in consecutive games  | Xavier Shepherd vs. Jacksonville St, 2021 (124)<br>Xavier Shepherd at Hampton, 2021 (179)                                |
| Rushed for 100+ yards in 3 straight games | Tommy Bryant vs. Gardner-Webb, 2019 (154)<br>Tommy Bryant at Hampton, 2019 (100)<br>Tommy Bryant at Campbell, 2019 (105) |
| Rushed for 5+ touchdowns                  | --   |
| Rushed for 4+ touchdowns                  | Tommy Bryant vs. Gardner-Webb, 2019 (4)  |
| Rushed for 3+ touchdowns                  | Xavier Shepherd at Hampton, 2021 (3)   |
| Rushed for 3+ touchdowns (QB)             | Xavier Shepherd at Hampton, 2021 (3)   |
| Rushed for 2+ touchdowns                  | Xavier Shepherd at Hampton, 2021 (3)   |
| Had 3 players rush for a touchdown        | vs. Reinhardt, 2021 (3)  |
| Had 4 players rush for a touchdown        | at Hampton, 2019 (5)   |
| Had 5 players rush for a touchdown        | at Hampton, 2019 (5)   |
| Had a run of 80+ yards                    | Bronson Rechsteiner at Missouri St., 2019 (87)   |
| Had a run of 70+ yards                    | Bronson Rechsteiner at Missouri St., 2019 (87)   |
| Had a run of 60+ yards                    | Jonathan Murphy at Wofford, 2019 (61)  |
| Had a run of 50+ yards                    | Xavier Shepherd at Wofford, 2021 (56)  |
| Had 2 TD runs of 50+ yards                | Isaac Foster at Missouri State, 2019 (75, 67)  |

**PASSING**

|   |   |
|---|---|
| Passed for 250+ yards                   | --  |
| Passed for 200+ yards                   | Chandler Burks at Georgia State, 2018 (201)   |
| Passed for 100+ yards                   | Xavier Shepherd at Hampton, 2021 (109)  |
| Attempted 20+ passes                    | Xavier Shepherd at Georgia Tech, 2021 (20)  |
| Completed 15+ passes                    | Daniel David at Kent State, 2019 (21)   |
| Threw 4+ touchdown passes               | --  |
| Threw 3+ touchdown passes               | Tommy Bryant at Presbyterian, 2019 (3)  |
| Threw 2+ touchdown passes               | Xavier Shepherd at Wofford, 2021 (2)  |
| Threw 2+ TD passes in consecutive games | Chandler Burks vs. Presbyterian, 2016 (3)<br>Chandler Burks vs. Clark Atlanta, 2016 (2) |
| Threw 3+ interceptions                  | --  |
| Threw 2+ interceptions                  | Xavier Sheperd at Georgia Tech, 2021 (2)  |
| Completed pass for 80+ yards            | --  |
| Completed pass for 70+ yards            | White to Bennett vs. Charleston So., 2015 (79)  |
| Completed pass for 60+ yards            | Bryant to Terry at Hampton, 2019 (66)   |
| Completed pass for 50+ yards            | Murphy to O'Neal vs. Charleston So., s2021 (51)   |

**RECEIVING**

|   |  |
|---|--|
| Caught 9+ passes                              | --   |
| Caught 8+ passes                              | Justin Sumpter at Duquesne, 2016 (8)   |
| Caught 7+ passes                              | Justin Sumpter at Georgia State, 2018 (7)                                      |
| Caught 6+ passes                              | Justin Sumpter at Georgia State, 2018 (7)                                      |
| Had 200+ yards receiving                      | --   |
| Had 175+ yards receiving                      | Justin Sumpter at Duquesne, 2016 (187)   |
| Had 150+ yards receiving                      | Justin Sumpter at Duquesne, 2016 (187)   |
| Had 100+ yards receiving                      | Xavier Harper at Presbyterian, 2016 (121)                                      |
| Had 100+ yards receiving in consecutive games | Justin Sumpter at Furman, 2016 (147)<br>Justin Sumpter at Duquesne, 2016 (187) |
| Caught 3+ TD passes                           | --   |
| Caught 2+ TD passes                           | Shaquil Terry at Campbell, 2019 (2)  |

**TOTAL OFFENSE**

|                                |   |
|--------------------------------|---|
| Had 300+ yards total offense   | --  |
| Had 275+ yards total offense   | Xavier Shepherd at Hampton, 2021 (288)      |
| Had 250 yards+ total offense   | Daniel David at Kent State, 2019 (259)      |
| Had 100 yards both pass & rush | Xavier Shepherd at Hampton, 2021 (109, 179) |

**TOTAL OFFENSE**

|                                      |  |
|--------------------------------------|--|
| Accounted for 5+ touchdowns          | Tommy Bryant at Campbell, 2019 (5)   |
| Accounted for 4+ touchdowns          | Tommy Bryant vs. Gardner-Webb, 2019 (4)  |
| Accounted for 3+ touchdowns          | Xavier Shepherd at Hampton, 2021 (3)   |
| Scored 4+ touchdowns                 | Tommy Bryant vs. Gardner-Webb, 2019 (4)  |
| Scored 3+ touchdowns                 | Xavier Shepherd at Hampton, 2021 (3)   |
| Multiple players score 2+ touchdowns | Jonathan Murphy vs. Reinhardt, 2021 (2)<br>Xavier Shepherd vs. Reinhardt, 2021 (2) |

**DEFENSE**

|  |  |
|--|--|
| Intercepted 3+ passes                        | Donte Blackmon at Duquesne, 2016 (3)   |
| Intercepted 2+ passes                        | Akebren Ralls vs. Gardner-Webb, 2017 (2)   |
| Recovered 2+ fumbles                         | Kareem Taylor vs. Shorter, s2021 (2)   |
| Forced 3+ fumbles                            | Derrick Farrow vs. Edward Waters, 2015 (3)   |
| Recorded 3+ sacks                            | Joel Parker at Alabama State, 2019 (3.0)   |
| Recorded 2+ sacks                            | Peyton Moore vs. Shorter, s2021 (2.0)  |
| Recorded 5+ tackles for loss                 | Joel Parker at Alabama State, 2019 (6.0)   |
| Recorded 3+ tackles for loss                 | Desmond Johnson, Jr. at Campbell, 2019 (3.5)   |
| Recorded 15+ tackles                         | Bryson Armstrong vs. Samford, 2017 (16)  |
| Recorded 10+ tackles                         | Xavier Reddick vs. Reinhardt, 2021 (10)  |
| Recorded 10+ tackles in back-to-back games   | Bryson Armstrong vs. Samford, 2017 (16)<br>Bryson Armstrong at Jacksonville State, 2017 (11) |
| Recorded 10+ tackles in three straight games | --   |
| Recorded 15+ tackles in back-to-back games   | --   |
| Recorded 15+ tackles twice in one season     | Bryson Armstrong vs. Samford, 2017 (16)<br>Bryson Armstrong at Alabama State, 2017 (15)      |
| Returned an interception for a touchdown     | Bryson Armstrong vs. Robert Morris, s2021  |
| Returned a fumble for a touchdown            | Cade Loden vs. Dixie State, s2021  |

**SPECIAL TEAMS**

|                                 |  |
|---------------------------------|--|
| Scored 10+ points kicking       | Nathan Robertson vs. Dixie State, s2021 (13)       |
| Made 5+ field goals             | --   |
| Made 4+ field goals             | Justin Thompson vs. Shorter, 2015 (4)              |
| Made a field goal of 50+ yards  | --   |
| Made a field goal of 40+ yards  | Nathan Robertson vs. Jacksonville State, 2021 (45) |
| Kicked a punt of 70+ yards      | --   |
| Kicked a punt of 60+ yards      | Christian Kinsley vs. Presbyterian, 2016           |
| Punted 7+ times                 | Ben Moran at Georgia Tech, 2021 (7)                |
| Totalled 125+ kick return yards | Antavius Grier at Campbell, 2019 (137)             |
| Totalled 100+ kick return yards | Antavius Grier at Campbell, 2019 (137)             |
| Totalled 50+ punt return yards  | Isaac Foster at Presbyterian, 2019 (57)            |

## GAME-BY-GAME NOTABLES

| Opponent           | Captains                       | Coin Toss | Kickoff/Receive | KSU 1st Poss. | Game Length | Helmet | Jersey | Pants |
|--------------------|--------------------------------|-----------|-----------------|---------------|-------------|--------|--------|-------|
| Reinhardt          | Lassiter, Parker, Potter       | Loss      | Kickoff         | TD            | 3:27        | Gold   | Black  | Black |
| Georgia Tech       | Lassiter, Bates                | Win       | Receive         | Punt          | 3:12        | Gold   | Gold   | White |
| Wofford            | T. Moore, O'Neal, Robertson    | Loss      | Kickoff         | Punt          | 3:01        | Gold   | White  | White |
| Jacksonville State | Gab. Benyard, Glover, D. Scott | Loss      | Receive         | TD            | 2:55        | Gold   | Black  | Gold  |
| Hampton            | Clemens, Shepherd, Thompson    | Loss      | Receive         | FG            | 2:45        | Gold   | White  | Gold  |

## GAME-BY-GAME OFFENSIVE STARTERS

| Opponent           | LT       | LG      | C         | RG      | RT     | WR     | WR      | BB     | SB      | SB      | QB       |
|--------------------|----------|---------|-----------|---------|--------|--------|---------|--------|---------|---------|----------|
| Reinhardt          | Lassiter | Paxton  | Nana Fabu | Jackson | Dawson | O'Neal | Haigler | Glover | Adeleke | Farrow  | Murphy   |
| Georgia Tech       | Lassiter | Paxton  | Nana Fabu | Jackson | Katina | O'Neal | Haigler | Glover | Foster  | Farrow  | Shepherd |
| Wofford            | Lassiter | Paxton  | Nana Fabu | Katina  | Dawson | O'Neal | Haigler | Glover | Cousin  | Smith   | Shepherd |
| Jacksonville State | Lassiter | Paxton  | Nana Fabu | Katina  | Olson  | O'Neal | Haigler | Glover | Foster  | Farrow  | Shepherd |
| Hampton            | Lassiter | Jackson | Nana Fabu | Katina  | Olson  | O'Neal | Haigler | Glover | Foster  | Adeleke | Shepherd |

## GAME-BY-GAME DEFENSIVE STARTERS

| Opponent           | DE       | NT       | DT       | DE     | MIKE  | WILL     | SAM         | CB    | SS         | FS         | CB      |
|--------------------|----------|----------|----------|--------|-------|----------|-------------|-------|------------|------------|---------|
| Reinhardt          | P. Moore | Bell     | T. Moore | Parker | Bates | Reddick  | Ca. Loden   | Burks | Co. Loden  | Montgomery | Justice |
| Georgia Tech       | P. Moore | D. Scott | Bell     | Parker | Bates | Reddick  | Spottsville | Burks | Singletary | Montgomery | Byrd    |
| Wofford            | Reese    | D. Scott | T. Moore | Parker | Bates | Reddick  | Spottsville | Burks | Singletary | Montgomery | Justice |
| Jacksonville State | Reese    | D. Scott | T. Moore | Parker | Bates | Thompson | Spottsville | Burks | Singletary | Montgomery | Byrd    |
| Hampton            | Reese    | D. Scott | Bell     | Parker | Bates | Thompson | Spottsville | Burks | Singletary | Co. Loden  | Byrd    |

## PLAY BREAKDOWN

| Opponent           | Kennesaw State |           |            | Opponent           | Opponents  |            |            |
|--------------------|----------------|-----------|------------|--------------------|------------|------------|------------|
|                    | Rush           | Pass      | Total      |                    | Rush       | Pass       | Total      |
| Reinhardt          | 67             | 9         | 76         | Reinhardt          | 25         | 18         | 43         |
| Georgia Tech       | 43             | 20        | 63         | Georgia Tech       | 36         | 23         | 59         |
| Wofford            | 63             | 6         | 69         | Wofford            | 25         | 28         | 53         |
| Jacksonville State | 62             | 6         | 68         | Jacksonville State | 17         | 32         | 49         |
| Hampton            | 58             | 11        | 69         | Hampton            | 30         | 22         | 52         |
| <b>Totals</b>      | <b>296</b>     | <b>52</b> | <b>345</b> | <b>Totals</b>      | <b>133</b> | <b>123</b> | <b>256</b> |



**GAME-OPENING DRIVES**

| Opponent           | Kennesaw St. |           |            | Opponent |          |            |
|--------------------|--------------|-----------|------------|----------|----------|------------|
|                    | Pts          | 1sts      | Yds        | Pts      | 1sts     | Yds        |
| Reinhardt          | 7            | 2         | 74         | 0        | 1        | 17         |
| Georgia Tech       | 0            | 1         | 22         | 7        | 3        | 81         |
| Wofford            | 0            | 4         | 52         | 0        | 1        | 19         |
| Jacksonville State | 7            | 3         | 75         | 0        | 3        | 71         |
| Hampton            | 3            | 4         | 51         | 0        | 0        | 7          |
| <b>Totals</b>      | <b>17</b>    | <b>14</b> | <b>274</b> | <b>7</b> | <b>8</b> | <b>195</b> |

**2ND HALF-OPENING DRIVES**

| Opponent           | Kennesaw St. |           |            | Opponent  |          |            |
|--------------------|--------------|-----------|------------|-----------|----------|------------|
|                    | Pts          | 1sts      | Yds        | Pts       | 1sts     | Yds        |
| Reinhardt          | 0            | 3         | 56         | 7         | 0        | 80         |
| Georgia Tech       | 0            | 1         | 5          | 7         | 4        | 80         |
| Wofford            | 7            | 3         | 82         | 0         | 1        | 3          |
| Jacksonville State | 7            | 2         | 38         | 0         | 1        | 17         |
| Hampton            | 7            | 4         | 75         | 3         | 2        | 70         |
| <b>Totals</b>      | <b>21</b>    | <b>13</b> | <b>256</b> | <b>17</b> | <b>8</b> | <b>250</b> |

**FIRST DOWNS GAME LOG**

| Opponent           | Kennesaw State |           |          |            |
|--------------------|----------------|-----------|----------|------------|
|                    | Rush           | Pass      | Penalty  | Total      |
| Reinhardt          | 20             | 4         | 0        | 24         |
| Georgia Tech       | 6              | 5         | 2        | 13         |
| Wofford            | 15             | 4         | 2        | 21         |
| Jacksonville State | 16             | 5         | 1        | 22         |
| Hampton            | 11             | 6         | 3        | 20         |
| <b>Totals</b>      | <b>68</b>      | <b>24</b> | <b>8</b> | <b>100</b> |

| Opponent           | Opponents |           |          |           |
|--------------------|-----------|-----------|----------|-----------|
|                    | Rush      | Pass      | Penalty  | Total     |
| Reinhardt          | 3         | 5         | 1        | 9         |
| Georgia Tech       | 8         | 12        | 0        | 20        |
| Wofford            | 3         | 8         | 1        | 12        |
| Jacksonville State | 5         | 11        | 0        | 16        |
| Hampton            | 8         | 6         | 1        | 15        |
| <b>Totals</b>      | <b>27</b> | <b>42</b> | <b>3</b> | <b>72</b> |

**TURNOVER CHART**

| Opponent           | Forced by Kennesaw State |          |          |           |           |
|--------------------|--------------------------|----------|----------|-----------|-----------|
|                    | Fum                      | Int      | Total    | Pts Off   | Margin    |
| Reinhardt          | 1                        | 1        | 2        | 7         | +1        |
| Georgia Tech       | 1                        | 0        | 1        | 0         | -2        |
| Wofford            | 0                        | 1        | 1        | 3         | -1        |
| Jacksonville State | 0                        | 2        | 2        | 7         | +2        |
| Hampton            | 1                        | 0        | 1        | 7         | -2        |
| <b>Totals</b>      | <b>2</b>                 | <b>4</b> | <b>6</b> | <b>17</b> | <b>-2</b> |

| Opponent           | Forced by Opponents |          |          |           |           |
|--------------------|---------------------|----------|----------|-----------|-----------|
|                    | Fum                 | Int      | Total    | Pts Off   | Margin    |
| Reinhardt          | 0                   | 1        | 1        | 0         | -1        |
| Georgia Tech       | 1                   | 2        | 3        | 14        | +2        |
| Wofford            | 2                   | 0        | 2        | 0         | +1        |
| Jacksonville State | 0                   | 0        | 0        | 0         | -2        |
| Hampton            | 3                   | 0        | 3        | 0         | +2        |
| <b>Totals</b>      | <b>3</b>            | <b>3</b> | <b>6</b> | <b>14</b> | <b>+2</b> |

**SCORING DRIVES BY THE NUMBERS**

| Opponent           | Time of Possession |           |          |          |
|--------------------|--------------------|-----------|----------|----------|
|                    | 1-60 Sec           | 1-4 Min   | 4-7 Min  | 7+ Min   |
| Reinhardt          | 0                  | 4         | 1        | 0        |
| Georgia Tech       | 0                  | 1         | 2        | 0        |
| Wofford            | 1                  | 2         | 1        | 1        |
| Jacksonville State | 0                  | 2         | 3        | 1        |
| Hampton            | 0                  | 4         | 1        | 1        |
| <b>Totals</b>      | <b>1</b>           | <b>13</b> | <b>8</b> | <b>3</b> |

| Opponent           | Number of Plays |          |          |          |
|--------------------|-----------------|----------|----------|----------|
|                    | 1-3             | 4-7      | 8-10     | 11+      |
| Reinhardt          | 0               | 2        | 1        | 2        |
| Georgia Tech       | 0               | 2        | 1        | 0        |
| Wofford            | 2               | 0        | 0        | 0        |
| Jacksonville State | 0               | 2        | 1        | 3        |
| Hampton            | 0               | 2        | 2        | 2        |
| <b>Totals</b>      | <b>2</b>        | <b>8</b> | <b>5</b> | <b>7</b> |

## ALL-TIME SERIES RECORDS

| Opponent             | Overall | Home | Away | Neutral | Streak | Last Meeting  | Date           |
|----------------------|---------|------|------|---------|--------|---------------|----------------|
| Alabama State        | 3-0     | 1-0  | 2-0  | 0-0     | W3     | W, 42-7       | Sept. 14, 2019 |
| Campbell             | 2-0     | 1-0  | 1-0  | 0-0     | W2     | W, 38-35      | Nov. 9, 2019   |
| Clark Atlanta        | 2-0     | 2-0  | 0-0  | 0-0     | W2     | W, 70-13      | Sept. 22, 2018 |
| Charleston Southern  | 4-2     | 3-1  | 1-1  | 0-0     | W4     | W, 24-19      | March 13, 2021 |
| Coastal Carolina     | 0-1     | 0-0  | 0-1  | 0-0     | L1     | L, 13-45      | Nov. 14, 2015  |
| Dayton               | 0-1     | 0-0  | 0-1  | 0-0     | L1     | L, 27-31      | Sept. 26, 2015 |
| Dixie State          | 1-0     | 1-0  | 0-0  | 0-0     | W1     | W, 37-27      | March 20, 2021 |
| Duquesne             | 1-0     | 0-0  | 1-0  | 0-0     | W1     | W, 36-28      | Sept. 24, 2016 |
| East Tennessee State | 1-1     | 0-1  | 1-0  | 0-0     | L1     | L, 17-20      | Sept. 3, 2016  |
| Edward Waters        | 1-0     | 1-0  | 0-0  | 0-0     | W1     | W, 58-7       | Sept. 12, 2015 |
| Furman               | 1-0     | 0-0  | 1-0  | 0-0     | W1     | W, 52-42      | Oct. 1, 2016   |
| Gardner-Webb         | 5-0     | 3-0  | 2-0  | 0-0     | W5     | W, 42-14      | Nov. 23, 2019  |
| Georgia State        | 0-1     | 0-0  | 0-1  | 0-0     | L1     | L, 24-20      | Aug. 30, 2018  |
| Georgia Tech         | 0-1     | 0-0  | 0-1  | 0-0     | L1     | L, 45-17      | Sept. 11, 2021 |
| Hampton              | 2-0     | 0-0  | 2-0  | 0-0     | W2     | W, 34-15      | Oct. 9, 2021   |
| Jacksonville State   | 3-0     | 1-0  | 1-0  | 1-0     | W3     | W, 31-6       | Oct. 2, 2021   |
| Kent State           | 0-1     | 0-0  | 0-1  | 0-0     | L1     | L, 26-23 (OT) | Sept. 7, 2019  |
| Liberty              | 1-2     | 0-1  | 1-1  | 0-0     | W1     | W, 42-28      | Oct. 14, 2017  |
| Missouri S&T         | 1-0     | 1-0  | 0-0  | 0-0     | W1     | W, 49-16      | Oct. 8, 2016   |
| Missouri State       | 1-0     | 0-0  | 1-0  | 0-0     | W1     | W, 35-24      | Sept. 21, 2019 |
| Monmouth             | 4-2     | 2-1  | 2-1  | 0-0     | L2     | L, 45-21      | April 10, 2021 |
| Montana State        | 1-0     | 0-0  | 1-0  | 0-0     | W1     | W, 16-14      | Nov. 4, 2017   |
| North Alabama        | 1-0     | 1-0  | 0-0  | 0-0     | W1     | W, 41-17      | Oct. 26, 2019  |
| North Greenville     | 1-0     | 1-0  | 0-0  | 0-0     | W1     | W, 38-34      | Sept. 20, 2017 |
| Point                | 3-0     | 3-0  | 0-0  | 0-0     | W3     | W, 59-0       | Aug. 31, 2019  |
| Presbyterian         | 4-1     | 2-0  | 2-1  | 0-0     | W4     | W, 55-10      | Oct. 19, 2019  |
| Reinhardt            | 2-0     | 2-0  | 0-0  | 0-0     | W2     | W, 35-25      | Sept. 2, 2021  |
| Robert Morris        | 1-0     | 1-0  | 0-0  | 0-0     | W1     | W, 35-0       | April 3, 2021  |
| Sam Houston State    | 0-1     | 0-0  | 0-1  | 0-0     | L1     | L, 27-34      | Dec. 9, 2017   |
| Samford              | 2-1     | 2-0  | 0-1  | 0-0     | W2     | W, 24-10      | Sept. 29, 2018 |
| Shorter              | 2-0     | 2-0  | 0-0  | 0-0     | W2     | W, 35-3       | Feb. 27, 2021  |
| South Dakota State   | 0-1     | 0-1  | 0-0  | 0-0     | L1     | L, 27-17      | Dec. 8, 2018   |
| Tennessee Tech       | 2-0     | 0-0  | 1-0  | 0-0     | W2     | W, 49-10      | Sept. 6, 2018  |
| Texas Southern       | 1-0     | 1-0  | 0-0  | 0-0     | W1     | W, 48-3       | Oct. 7, 2017   |
| Weber State          | 0-1     | 0-0  | 0-1  | 0-0     | L1     | L, 26-21      | Dec. 7, 2019   |
| Wofford              | 3-0     | 1-0  | 2-0  | 0-0     | W3     | W, 31-10      | Sept. 18, 2021 |

RECORD VERSUS OPPONENTS

**ALABAMA STATE (3-0)**

| Date           | Result | Score | KSU Rank | Opp Rank | Attendance |
|----------------|--------|-------|----------|----------|------------|
| Sept. 16, 2017 | W (a)  | 20-14 | --       | --       | 11,000     |
| Sept. 15, 2018 | W (h)  | 62-13 | 7        | --       | 8,799      |
| Sept. 14, 2019 | W (a)  | 42-7  | 7        | --       | 15,887     |

**CAMPBELL (2-0)**

| Date         | Result | Score | KSU Rank | Opp Rank | Attendance |
|--------------|--------|-------|----------|----------|------------|
| Nov. 3, 2018 | W (h)  | 49-0  | 2        | --       | 6,012      |
| Nov. 9, 2019 | W (a)  | 38-35 | 11       | --       | 5,039      |

**CLARK ATLANTA (2-0)**

| Date           | Result | Score | KSU Rank | Opp Rank | Attendance |
|----------------|--------|-------|----------|----------|------------|
| Nov. 5, 2016   | W (h)  | 56-0  | --       | --       | 6,916      |
| Sept. 22, 2018 | W (h)  | 70-13 | 5        | --       | 6,009      |

**CHARLESTON SOUTHERN (4-2)**

| Date          | Result | Score | KSU Rank | Opp Rank | Attendance |
|---------------|--------|-------|----------|----------|------------|
| Nov. 7, 2015  | L (h)  | 14-28 | --       | 13       | 8,670      |
| Nov. 19, 2016 | L (a)  | 7-28  | --       | 13       | 2,446      |
| Nov. 11, 2017 | W (h)  | 38-0  | 23       | --       | 6,224      |
| Oct. 27, 2018 | W (a)  | 38-10 | 2        | --       | 1,242      |
| Oct. 12, 2019 | W (h)  | 45-24 | 4        | --       | 8,258      |
| Mar. 13, 2021 | W (h)  | 24-19 | 9        | --       | 1,803      |

**COASTAL CAROLINA (0-1)**

| Date          | Result | Score | KSU Rank | Opp Rank | Attendance |
|---------------|--------|-------|----------|----------|------------|
| Nov. 14, 2015 | L (a)  | 13-45 | --       | 4        | 8,802      |

**DAYTON (0-1)**

| Date           | Result | Score | KSU Rank | Opp Rank | Attendance |
|----------------|--------|-------|----------|----------|------------|
| Sept. 26, 2015 | L (a)  | 27-31 | --       | --       | 2,512      |

**DIXIE STATE (1-0)**

| Date          | Result | Score | KSU Rank | Opp Rank | Attendance |
|---------------|--------|-------|----------|----------|------------|
| Mar. 13, 2020 | W (h)  | 37-27 | 9        | --       | 2,156      |

**DUQUESNE (1-0)**

| Date           | Result | Score | KSU Rank | Opp Rank | Attendance |
|----------------|--------|-------|----------|----------|------------|
| Sept. 24, 2016 | W (a)  | 36-28 | --       | --       | 2,658      |

**EAST TENNESSEE STATE (1-1)**

| Date          | Result     | Score | KSU Rank | Opp Rank | Attendance |
|---------------|------------|-------|----------|----------|------------|
| Sept. 3, 2015 | W (a)      | 56-16 | --       | --       | 8,217      |
| Sept. 3, 2016 | L (ot) (h) | 17-20 | --       | --       | 8,574      |

**EDWARD WATERS (1-0)**

| Date           | Result | Score | KSU Rank | Opp Rank | Attendance |
|----------------|--------|-------|----------|----------|------------|
| Sept. 12, 2015 | W (h)  | 58-7  | --       | --       | 9,506      |

**FURMAN (1-0)**

| Date         | Result | Score | KSU Rank | Opp Rank | Attendance |
|--------------|--------|-------|----------|----------|------------|
| Oct. 1, 2016 | W (a)  | 52-42 | --       | --       | 6,970      |

**GARDNER-WEBB (5-0)**

| Date          | Result | Score | KSU Rank | Opp Rank | Attendance |
|---------------|--------|-------|----------|----------|------------|
| Oct. 17, 2015 | W (h)  | 12-7  | --       | --       | 8,732      |
| Oct. 22, 2016 | W (a)  | 47-39 | --       | --       | 2,450      |
| Oct. 21, 2017 | W (h)  | 17-3  | --       | --       | 6,954      |
| Oct. 13, 2018 | W (a)  | 56-17 | 3        | --       | 4,150      |
| Nov. 23, 2019 | W (h)  | 42-14 | 9        | --       | 4,383      |

**GEORGIA STATE (0-1)**

| Date          | Result | Score | KSU Rank | Opp Rank | Attendance |
|---------------|--------|-------|----------|----------|------------|
| Aug. 30, 2018 | L (a)  | 24-20 | 5        | --       | 23,088     |

**GEORGIA TECH (0-1)**

| Date           | Result | Score | KSU Rank | Opp Rank | Attendance |
|----------------|--------|-------|----------|----------|------------|
| Sept. 11, 2021 | L (a)  | 45-17 | 22       | --       | 35,195     |

**HAMPTON (1-0)**

| Date          | Result | Score | KSU Rank | Opp Rank | Attendance |
|---------------|--------|-------|----------|----------|------------|
| Nov. 16, 2019 | W (a)  | 50-7  | 11       | --       | 3,612      |
| Oct. 9, 2021  | W (a)  | 34-15 | 17       | --       | 3,983      |

**JACKSONVILLE STATE (3-0)**

| Date          | Result | Score | KSU Rank | Opp Rank | Attendance |
|---------------|--------|-------|----------|----------|------------|
| Dec. 2, 2017  | W (a)  | 17-7  | 16       | 2        | 17,412     |
| Nov. 17, 2018 | W (n)  | 60-52 | 2        | 7        | 16,949     |
| Oct. 2, 2021  | W (h)  | 31-6  | 20       | 17       | 7,476      |

**KENT STATE (0-1)**

| Date          | Result | Score        | KSU Rank | Opp Rank | Attendance |
|---------------|--------|--------------|----------|----------|------------|
| Sept. 7, 2019 | L (a)  | 26-23 (OT) 7 | --       | --       | 18,679     |

**LIBERTY (1-2)**

| Date          | Result | Score | KSU Rank | Opp Rank | Attendance |
|---------------|--------|-------|----------|----------|------------|
| Oct. 24, 2015 | L (a)  | 35-45 | --       | --       | 20,393     |
| Oct. 15, 2016 | L (h)  | 21-36 | --       | --       | 8,803      |
| Oct. 14, 2017 | W (a)  | 42-28 | --       | --       | 17,726     |

**MISSOURI S&T (1-0)**

| Date         | Result | Score | KSU Rank | Opp Rank | Attendance |
|--------------|--------|-------|----------|----------|------------|
| Oct. 8, 2016 | W (h)  | 49-16 | --       | --       | 6,775      |

**MISSOURI STATE (1-0)**

| Date           | Result | Score | KSU Rank | Opp Rank | Attendance |
|----------------|--------|-------|----------|----------|------------|
| Sept. 21, 2019 | W (a)  | 35-24 | 7        | --       | 11,424     |

**MONMOUTH (4-1)**

| Date           | Result | Score | KSU Rank | Opp Rank | Attendance |
|----------------|--------|-------|----------|----------|------------|
| Oct. 31, 2015  | W (h)  | 23-13 | --       | --       | 8,668      |
| Oct. 29, 2016  | W (a)  | 49-17 | --       | --       | 3,869      |
| Nov. 18, 2017  | W (h)  | 52-21 | 21       | 22       | 6,808      |
| Nov. 10, 2018  | W (a)  | 51-14 | 2        | --       | 2,332      |
| Nov. 2, 2019   | L (h)  | 45-21 | 4        | --       | 4,464      |
| April 10, 2021 | L (a)  | 17-42 | 7        | 20       | 928        |

**MONTANA STATE (1-0)**

| Date         | Result | Score | KSU Rank | Opp Rank | Attendance |
|--------------|--------|-------|----------|----------|------------|
| Nov. 4, 2017 | W (a)  | 16-14 | 25       | --       | 16,337     |

**NORTH ALABAMA (1-0)**

| Date          | Result | Score | KSU Rank | Opp Rank | Attendance |
|---------------|--------|-------|----------|----------|------------|
| Oct. 26, 2019 | W (h)  | 41-17 | 4        | --       | 4,845      |

**NORTH GREENVILLE (1-0)**

| Date           | Result | Score | KSU Rank | Opp Rank | Attendance |
|----------------|--------|-------|----------|----------|------------|
| Sept. 30, 2017 | W (h)  | 38-34 | --       | --       | 6,161      |

**POINT (3-0)**

| Date           | Result | Score | KSU Rank | Opp Rank | Attendance |
|----------------|--------|-------|----------|----------|------------|
| Oct. 10, 2015  | W (h)  | 56-17 | --       | --       | 8,680      |
| Sept. 10, 2016 | W (h)  | 49-3  | --       | --       | 8,354      |
| Aug. 31, 2019  | W (h)  | 59-0  | 9        | --       | 6,621      |

**PRESBYTERIAN (4-1)**

| Date          | Result | Score | KSU Rank | Opp Rank | Attendance |
|---------------|--------|-------|----------|----------|------------|
| Nov. 21, 2015 | L (a)  | 6-14  | --       | --       | 3,577      |
| Nov. 12, 2016 | W (h)  | 45-10 | 22       | --       | 7,186      |
| Oct. 28, 2017 | W (a)  | 28-0  | --       | --       | 2,804      |
| Oct. 6, 2018  | W (h)  | 56-0  | 4        | --       | 6,414      |
| Oct. 19, 2019 | W (a)  | 55-10 | 4        | --       | 1,635      |

**REINHARDT (2-0)**

| Date           | Result | Score | KSU Rank | Opp Rank | Attendance |
|----------------|--------|-------|----------|----------|------------|
| Sept. 28, 2019 | W (h)  | 31-7  | 4        | --       | 6,978      |
| Sept. 2, 2021  | W (h)  | 35-25 | 20       | --       | 6,348      |

**ROBERT MORRIS (1-0)**

| Date          | Result | Score | KSU Rank | Opp Rank | Attendance |
|---------------|--------|-------|----------|----------|------------|
| April 3, 2021 | W (h)  | 35-0  | 7        | --       | 2,065      |

**SAM HOUSTON STATE (0-1)**

| Date         | Result | Score | KSU Rank | Opp Rank | Attendance |
|--------------|--------|-------|----------|----------|------------|
| Dec. 9, 2017 | L (a)  | 27-34 | 16       | 6        | 5,725      |

**SAMFORD (2-1)**

| Date           | Result | Score | KSU Rank | Opp Rank | Attendance |
|----------------|--------|-------|----------|----------|------------|
| Aug. 31, 2017  | L (a)  | 23-28 | --       | 19       | 4,908      |
| Nov. 25, 2017  | W (h)  | 28-17 | 16       | 14       | 5,566      |
| Sept. 29, 2018 | W (h)  | 24-10 | 4        | --       | 6,304      |

**SHORTER (2-0)**

| Date           | Result | Score | KSU Rank | Opp Rank | Attendance |
|----------------|--------|-------|----------|----------|------------|
| Sept. 19, 2015 | W (h)  | 18-10 | --       | --       | 8,664      |
| Feb. 27, 2021  | W (h)  | 35-3  | 8        | --       | 2,026      |

**SOUTH DAKOTA STATE (0-1)**

| Date         | Result | Score | KSU Rank | Opp Rank | Attendance |
|--------------|--------|-------|----------|----------|------------|
| Dec. 8, 2018 | L (h)  | 27-17 | 4        | 5        | 3,242      |

**TENNESSEE TECH (2-0)**

| Date          | Result | Score | KSU Rank | Opp Rank | Attendance |
|---------------|--------|-------|----------|----------|------------|
| Sept. 9, 2017 | W (h)  | 27-14 | --       | --       | 8,418      |
| Sept. 6, 2018 | W (a)  | 49-10 | 7        | --       | 4,188      |

**TEXAS SOUTHERN (1-0)**

| Date         | Result | Score | KSU Rank | Opp Rank | Attendance |
|--------------|--------|-------|----------|----------|------------|
| Oct. 7, 2017 | W (h)  | 48-3  | --       | --       | 6,743      |

**WEBER STATE (0-1)**

| Date         | Result | Score | KSU Rank | Opp Rank | Attendance |
|--------------|--------|-------|----------|----------|------------|
| Dec. 7, 2019 | L (a)  | 26-20 | 9        | 3        | 5,422      |

**WOFFORD (3-0)**

| Date           | Result | Score | KSU Rank | Opp Rank | Attendance |
|----------------|--------|-------|----------|----------|------------|
| Dec. 1, 2018   | W (h)  | 13-10 | 4        | 12       | 3,515      |
| Nov. 30, 2019  | W (a)  | 28-21 | 9        | 11       | 1,992      |
| Sept. 18, 2021 | W (a)  | 31-10 | 24       | --       | 4,597      |



ALL-TIME STARTING LINEUP

2015

| Offense | Name            |
|---------|-----------------|
| QB      | Trey White      |
| RB      | Trey Chivers    |
| RB      | Chaston Bennett |
| RB      | Darnell Holland |
| WR      | Justin Sumpter  |
| WR      | Xavier Harper   |
| LT      | C.J. Collins    |
| LG      | Matt Frank      |
| C       | Malik Letatau   |
| RG      | Lorenzo Adger   |
| RT      | Zach Mitchler   |

| Defense | Name                 |
|---------|----------------------|
| DE      | Kyron Minter         |
| NT      | Nick Perrotta        |
| DT      | McKenzie Billingslea |
| DE      | Mason Harris         |
| LB      | Izzy Sam             |
| LB      | Anthony Gore, Jr.    |
| LB      | Dez Billingslea      |
| CB      | Marcus Thurman       |
| SS      | Taylor Henkle        |
| FS      | Derrick Farrow       |
| CB      | Dante Blackmon       |

2016

| Offense | Name                  |
|---------|-----------------------|
| QB      | Chandler Burks        |
| RB      | Jake McKenzie         |
| RB      | Chaston Bennett       |
| RB      | Darnell Holland       |
| WR      | Justin Sumpter        |
| WR      | Xavier Harper         |
| LT      | Ryan Warrior          |
| LG      | Joseph Alexander, Jr. |
| C       | Malik Letatau         |
| RG      | Matt Frank            |
| RT      | Zach Mitchler         |

| Defense | Name                 |
|---------|----------------------|
| DE      | Tonarius Portress    |
| NT      | Nick Perrotta        |
| DT      | McKenzie Billingslea |
| DE      | Desmond Johnson      |
| LB      | Izzy Sam             |
| LB      | Anthony Gore, Jr.    |
| LB      | Dez Billingslea      |
| CB      | Keon Roman           |
| SS      | Taylor Henkle        |
| FS      | Derrick Farrow       |
| CB      | Dante Blackmon       |

2017

| Offense | Name                  |
|---------|-----------------------|
| QB      | Chandler Burks        |
| RB      | Jake McKenzie         |
| RB      | Shaq Terry            |
| RB      | Darnell Holland       |
| WR      | Justin Sumpter        |
| WR      | Xavier Harper         |
| LT      | Ryan Warrior          |
| LG      | Joseph Alexander, Jr. |
| C       | C.J. Collins          |
| RG      | Matt Frank            |
| RT      | Zach Mitchler         |

| Defense | Name                 |
|---------|----------------------|
| DE      | Tonarius Portress    |
| NT      | Alzoyah Alufohai     |
| DT      | McKenzie Billingslea |
| DE      | Desmond Johnson      |
| LB      | Izzy Sam             |
| LB      | Anthony Gore, Jr.    |
| LB      | Bryson Armstrong     |
| CB      | Keon Roman           |
| SS      | Taylor Henkle        |
| FS      | Jace White           |
| CB      | Akebren Ralls        |

2018

| Offense | Name             |
|---------|------------------|
| QB      | Chandler Burks   |
| RB      | Shaq Terry       |
| RB      | Jake McKenzie    |
| RB      | Darnell Holland  |
| WR      | Justin Sumpter   |
| WR      | Xavier Harper    |
| LT      | Devin Pughsley   |
| LG      | Nick Eldridge    |
| C       | C.J. Collins     |
| RG      | Joseph Alexander |
| RT      | Chiaza Nwadike   |

| Defense | Name                 |
|---------|----------------------|
| DE      | Desmogn Johnson, Jr. |
| NT      | Travis Bell          |
| DT      | McKenzie Billingslea |
| DE      | Andrew Butcher       |
| MIKE    | Charlie Patrick      |
| WILL    | Anthony Gore, Jr.    |
| SAM     | Bryson Armstrong     |
| CB      | Dorian Walker        |
| SS      | Cincere Mason        |
| FS      | Jace White           |
| CB      | Le'Vonte Larry       |

2019

| Offense | Name                |
|---------|---------------------|
| QB      | Daniel David        |
| RB      | Shaq Terry          |
| RB      | Bronson Rechsteiner |
| RB      | Isaac Foster        |
| WR      | Caleb O'Neal        |
| WR      | Jalen Jackson       |
| LT      | Jake Lassiter       |
| LG      | Chris Dye           |
| C       | William Nana Fabu   |
| RG      | Terrell Paxton      |
| RT      | Zion Katina         |

| Defense | Name                 |
|---------|----------------------|
| DE      | Andrew Butcher       |
| NT      | Desmond Scott        |
| DT      | Travis Bell          |
| DE      | Desmond Johnson, Jr. |
| MIKE    | Chance Bates         |
| WILL    | Kareem Taylor        |
| SAM     | Bryson Armstrong     |
| CB      | Dorian Walker        |
| SS      | Demetrius Pettway    |
| FS      | Cincere Mason        |
| CB      | Le'Vonte Larry       |

2021 (Spring)

| Offense | Name              |
|---------|-------------------|
| QB      | Tommy Bryant      |
| RB      | Shaq Terry        |
| RB      | Kyle Glover       |
| RB      | Isaac Foster      |
| WR      | Caleb O'Neal      |
| WR      | Will Haigler      |
| LT      | Jake Lassiter     |
| LG      | Chris Dye         |
| C       | William Nana Fabu |
| RG      | Terrell Paxton    |
| RT      | Zion Katina       |

| Defense | Name                |
|---------|---------------------|
| DE      | Peyton Moore        |
| NT      | Desmond Scott       |
| DT      | Travis Bell         |
| DE      | Joel Parker         |
| MIKE    | Chance Bates        |
| WILL    | Kareem Taylor       |
| SAM     | Bryson Armstrong    |
| CB      | Markeith Montgomery |
| SS      | Cole Loden          |
| FS      | Cincere Mason       |
| CB      | Je'Cory Burks       |

TOP-25 POLL HISTORY

2015

| STATS | Coaches |
|-------|---------|
| --    | PS      |
| --    | W1      |
| --    | W2      |
| --    | W3      |
| --    | W4      |
| --    | W5      |
| --    | W6      |
| RV    | W7      |
| RV    | W8      |
| RV    | W9      |
| --    | W10     |
| --    | W11     |
| --    | W12     |
| --    | FINAL   |

2016

| STATS | Coaches |
|-------|---------|
| RV    | PS      |
| --    | W1      |
| --    | W2      |
| --    | W3      |
| --    | W4      |
| RV    | W5      |
| RV    | W6      |
| RV    | W7      |
| --    | W8      |
| RV    | W9      |
| RV    | W10     |
| RV    | W11     |
| RV    | W12     |
| RV    | FINAL   |

2017

| STATS | Coaches |
|-------|---------|
| RV    | PS      |
| RV    | W1      |
| RV    | W2      |
| RV    | W3      |
| RV    | W4      |
| RV    | W5      |
| RV    | W6      |
| RV    | W7      |
| RV    | W8      |
| 25    | W9      |
| 23    | W10     |
| 21    | W11     |
| 16    | W12     |
| 8     | FINAL   |

2018

| STATS | Coaches |
|-------|---------|
| 5     | PS      |
| 7     | W1      |
| 7     | W2      |
| 5     | W3      |
| 4     | W4      |
| 4     | W5      |
| 3     | W6      |
| 3     | W7      |
| 2     | W8      |
| 2     | W9      |
| 2     | W10     |
| 2     | W11     |
| 2     | W12     |
| 5     | FINAL   |

2019

| STATS | Coaches |
|-------|---------|
| 10    | PS      |
| 9     | W1      |
| 9     | W2      |
| 7     | W3      |
| 6     | W4      |
| 7     | W5      |
| 7     | W6      |
| 6     | W7      |
| 6     | W8      |
| 5     | W9      |
| 15    | W10     |
| 16    | W11     |
| 16    | W12     |
| 15    | W13     |
| 13    | FINAL   |

2021 (SPRING)

| STATS | Coaches |
|-------|---------|
| 8     | PS      |
| 9     | W1      |
| 9     | W2      |
| 9     | W3      |
| 8     | W4      |
| 7     | W5      |
| 7     | W6      |
| 7     | W7      |
| 16    | W8      |
| 17    | W9      |
| --    | W10     |
| --    | W11     |
| --    | W12     |
| 17    | FINAL   |

2021 (FALL)

| STATS | Coaches |
|-------|---------|
| 19    | PS      |
| 22    | W1      |
| 24    | W2      |
| 23    | W3      |
| 20    | W4      |
| 17    | W5      |
| 15    | W6      |
| --    | W7      |
| --    | W8      |
| --    | W9      |
| --    | W10     |
| --    | W11     |
| --    | W12     |
| --    | W13     |
| --    | FINAL   |

YEAR-BY-YEAR RESULTS

2015

Head Coach Brian Bohannon  
6-5; 2-4; Home: 5-1; Away: 1-4

| Date     | Result | Score | Opponent                | KSU Rk | Opp Rk | Record | Att    |
|----------|--------|-------|-------------------------|--------|--------|--------|--------|
| Sept. 3  | W      | 56-16 | at East Tennessee State | --     | --     | 1-0    | 8,217  |
| Sept. 12 | W      | 58-7  | Edward Waters           | --     | --     | 2-0    | 9,506  |
| Sept. 19 | W      | 18-10 | Shorter                 | --     | --     | 3-0    | 8,664  |
| Sept. 26 | L      | 27-31 | at Dayton               | --     | --     | 3-1    | 2,512  |
| Oct. 10  | W      | 56-17 | Point                   | --     | --     | 4-1    | 8,680  |
| Oct. 17  | W      | 12-7  | Gardner-Webb*           | --     | --     | 5-1    | 8,732  |
| Oct. 24  | L      | 35-45 | at Liberty*             | --     | --     | 5-2    | 20,393 |
| Oct. 31  | W      | 23-13 | Monmouth*               | --     | --     | 6-2    | 8,668  |
| Nov. 7   | L      | 14-28 | Charleston Southern*    | --     | 13     | 6-3    | 8,670  |
| Nov. 14  | L      | 13-45 | at Coastal Carolina*    | --     | 4      | 6-4    | 8,802  |
| Nov. 21  | L      | 6-14  | at Presbyterian*        | --     | --     | 6-5    | 3,577  |

2016

Head Coach Brian Bohannon  
8-3; 3-2; Home: 4-2; Away: 4-1

| Date     | Result | Score | Opponent                | KSU Rk | Opp Rk | Record | Att   |
|----------|--------|-------|-------------------------|--------|--------|--------|-------|
| Sept. 3  | L (ot) | 17-20 | East Tennessee State    | --     | --     | 0-1    | 8,574 |
| Sept. 10 | W      | 49-3  | Point                   | --     | --     | 1-1    | 8,354 |
| Sept. 24 | W      | 36-28 | at Duquesne             | --     | --     | 2-1    | 2,658 |
| Oct. 1   | W      | 52-42 | at Furman               | --     | --     | 3-1    | 6,970 |
| Oct. 8   | W      | 49-16 | Missouri S&T            | --     | --     | 4-1    | 6,775 |
| Oct. 15  | L      | 21-36 | Liberty*                | --     | --     | 4-2    | 8,803 |
| Oct. 22  | W      | 47-39 | at Gardner-Webb*        | --     | --     | 5-2    | 2,450 |
| Oct. 29  | W      | 49-17 | at Monmouth*            | --     | --     | 6-2    | 3,869 |
| Nov. 5   | W      | 56-0  | Clark Atlanta           | --     | --     | 7-2    | 6,916 |
| Nov. 12  | W      | 45-10 | Presbyterian*           | 22     | --     | 8-2    | 7,186 |
| Nov. 19  | L      | 7-28  | at Charleston Southern* | --     | 13     | 8-3    | 2,446 |

2017

Head Coach Brian Bohannon  
12-2; 5-0; Home: 7-0; Away: 5-2

| Date     | Result | Score | Opponent               | KSU Rk | Opp Rk | Record | Att    |
|----------|--------|-------|------------------------|--------|--------|--------|--------|
| Aug. 31  | L      | 23-28 | at Samford             | --     | 19     | 0-1    | 4,908  |
| Sept. 9  | W      | 27-14 | Tennessee Tech         | --     | --     | 1-1    | 8,418  |
| Sept. 16 | W      | 20-14 | at Alabama State       | --     | --     | 2-1    | 11,000 |
| Sept. 30 | W      | 38-34 | North Greenville       | --     | --     | 3-1    | 6,161  |
| Oct. 7   | W      | 48-3  | Texas Southern         | --     | --     | 4-1    | 6,743  |
| Oct. 14  | W      | 42-28 | at Liberty*            | --     | --     | 5-1    | 17,726 |
| Oct. 21  | W      | 17-3  | Gardner-Webb*          | --     | --     | 6-1    | 6,954  |
| Oct. 28  | W      | 28-0  | at Presbyterian*       | --     | --     | 7-1    | 2,804  |
| Nov. 4   | W      | 16-14 | at Montana State       | 25     | --     | 8-1    | 16,337 |
| Nov. 11  | W      | 38-0  | Charleston Southern*   | 23     | --     | 9-1    | 6,224  |
| Nov. 18  | W      | 52-21 | Monmouth*              | 21     | 22     | 10-1   | 6,808  |
| Nov. 25  | W      | 28-17 | Samford&               | 16     | 14     | 11-1   | 5,566  |
| Dec. 2   | W      | 17-7  | at Jacksonville State& | 16     | 2      | 12-1   | 17,412 |
| Dec. 9   | L      | 27-34 | at Sam Houston State%  | 16     | 6      | 12-2   | 5,625  |

& - FCS Playoffs - Round 1-2  
% - FCS Playoffs - Quarterfinals

2018

Head Coach Brian Bohannon  
11-2; 5-0; Home: 6-1; Away: 4-1; Neutral: 1-0

| Date     | Result  | Score | Opponent                | KSU Rk | Opp Rk | Record | Att    |
|----------|---------|-------|-------------------------|--------|--------|--------|--------|
| Aug. 30  | L       | 24-20 | at Georgia State        | 5      | -      | 0-1    | 23,088 |
| Sept. 6  | W       | 49-10 | at Tennessee Tech       | 7      | -      | 1-1    | 4,118  |
| Sept. 15 | W       | 62-13 | vs. Alabama State       | 7      | -      | 2-1    | 8,799  |
| Sept. 22 | W       | 70-13 | vs. Clark-Atlanta       | 5      | -      | 3-1    | 6,009  |
| Sept. 29 | W       | 24-10 | vs. Samford             | 4      | -      | 4-1    | 6,304  |
| Oct. 6   | W       | 56-0  | vs. Presbyterian*       | 4      | -      | 5-1    | 6,414  |
| Oct. 13  | W       | 56-17 | at Gardner-Webb*        | 3      | -      | 6-1    | 4,150  |
| Oct. 27  | W       | 38-10 | at Charleston Southern* | 2      | -      | 7-1    | 1,242  |
| Nov. 3   | W       | 49-0  | vs. Campbell*           | 2      | -      | 8-1    | 6,012  |
| Nov. 10  | W       | 51-14 | at Monmouth*            | 2      | -      | 9-1    | 2,332  |
| Nov. 17  | W (5OT) | 60-52 | vs. Jacksonville State  | 2      | 7      | 10-1   | 16,949 |
| Dec. 1   | W       | 13-10 | vs. Wofford#            | 4      | 12     | 11-1   | 3,515  |
| Dec. 8   | L       | 27-17 | vs. South Dakota State% | 4      | 5      | 11-2   | 3,242  |

# - FCS Playoffs - Round 2  
% - FCS Playoffs - Quarterfinals

2019

Head Coach Brian Bohannon  
11-3; 5-1; Home: 6-1; Away: 6-1; Neutral: 0-0

| Date     | Result | Score      | Opponent             | KSU Rk | Opp Rk | Record | Att    |
|----------|--------|------------|----------------------|--------|--------|--------|--------|
| Aug. 31  | W      | 59-0       | Point                | 9      | -      | 1-0    | 6,621  |
| Sept. 7  | L      | 26-23 (OT) | at Kent State        | 7      | -      | 1-1    | 18,679 |
| Sept. 14 | W      | 42-7       | at Alabama State     | 7      | -      | 2-1    | 15,887 |
| Sept. 21 | W      | 35-24      | at Missouri State    | 7      | -      | 3-1    | 11,421 |
| Sept. 28 | W      | 31-7       | Reinhardt            | 4      | -      | 4-1    | 6,978  |
| Oct. 12  | W      | 45-23      | Charleston Southern* | 4      | -      | 5-1    | 8,258  |
| Oct. 19  | W      | 55-10      | at Presbyterian*     | 4      | -      | 6-1    | 1,635  |
| Oct. 26  | W      | 41-17      | North Alabama        | 4      | -      | 7-1    | 4,546  |
| Nov. 2   | L      | 45-21      | Monmouth*            | 4      | -      | 7-2    | 4,464  |
| Nov. 9   | W      | 38-35      | at Campbell*         | 11     | -      | 8-2    | 5,039  |
| Nov. 16  | W      | 50-7       | at Hampton*          | 11     | -      | 9-2    | 3,612  |
| Nov. 23  | W      | 42-14      | Gardner-Webb*        | 9      | -      | 10-2   | 4,383  |
| Nov. 30  | W      | 28-21      | at Wofford&          | 9      | 11     | 11-2   | 1,992  |
| Dec. 7   | L      | 26-20      | at Weber State#      | 9      | 3      | 11-3   | 5,422  |

& - FCS Playoffs - Round 1  
# - FCS Playoffs - Round 2

Spring 2021

Head Coach Brian Bohannon  
4-1; 2-1; Home: 4-0; Away: 0-1; Neutral: 0-0

| Date    | Result | Score | Opponent             | KSU Rk | Opp Rk | Record | Att   |
|---------|--------|-------|----------------------|--------|--------|--------|-------|
| Feb. 27 | W      | 35-3  | Shorter University   | 8      | --     | 1-0    | 2,027 |
| Mar. 13 | W      | 24-19 | Charleston Southern* | 9      | --     | 2-0    | 1,803 |
| Mar. 20 | W      | 37-27 | Dixie State          | 9      | --     | 3-0    | 2,156 |
| Apr. 3  | W      | 35-0  | Robert Morris*       | 7      | --     | 4-0    | 2,065 |
| Apr. 10 | L      | 42-17 | at Monmouth*         | 7      | 20     | 4-1    | 928   |

Fall 2021

Head Coach Brian Bohannon  
4-1; 1-0; Home: 2-0; Away: 2-1; Neutral: 0-0

| Date     | Result | Score | Opponent           | KSU Rk | Opp Rk | Record | Att    |
|----------|--------|-------|--------------------|--------|--------|--------|--------|
| Sept. 2  | W      | 35-25 | Reinhardt          | 20     | --     | 1-0    | 6,348  |
| Sept. 11 | L      | 45-17 | at Georgia Tech    | 22     | --     | 1-1    | 35,195 |
| Sept. 18 | W      | 31-10 | at Wofford         | 24     | --     | 2-1    | 4,597  |
| Oct. 2   | W      | 31-6  | Jacksonville State | 20     | 17     | 3-1    | 7,476  |
| Oct. 9   | W      | 34-15 | at Hampton         | 17     | --     | 4-1    | 3,983  |

## DEPTH CHART

## OFFENSE

|           |           |  |
|-----------|-----------|--|
| <b>LT</b> | <b>55</b> | <b>JAKE LASSITER</b> , 6-1, 240, Gr., Coral Springs, Fla.<br>75 Hall O'Neal, 6-2, 255, So., Atlanta, Ga.   |
| <b>LG</b> | <b>50</b> | <b>TERRELL PAXTON</b> , 6-0, 310, Jr., Stone Mountain, Ga.<br>62 Tristan Love, 6-2, 300, Jr., Rockledge, Fla.                                      |
| <b>C</b>  | <b>73</b> | <b>WILLIAM NANA FABU</b> , 6-1, 275, Sr., Columbus, Ga.<br>66 Matt Olson, 6-2, 295, Sr. Cumming, Ga.   |
| <b>RG</b> | <b>65</b> | <b>ZION KATINA</b> , 6-2, 285, Jr., Franklin, Tenn.<br>68 Trenton Jackson, 6-0, 310, So., Hattiesburg, Miss.                                       |
| <b>RT</b> | <b>66</b> | <b>MATT OLSON</b> , 6-2, 295, Sr. Cumming, Ga.<br>62 Tristan Love, 6-2, 300, Jr., Rockledge, Fla.  |
| <b>WR</b> | <b>86</b> | <b>CALEB O'NEAL</b> , 6-2, 200, Gr., Chickamauga, Ga.<br>14 Oscar Gonzalez, 6-4, 235, Jr., Dalton, Ga.   |
| <b>WR</b> | <b>9</b>  | <b>WILL HAIGLER</b> , 6-1, 210, Jr., Tallahassee, Fla.<br>17 Chavis Marshall, 6-3, 190, Jr., Sylvester, Ga.  |
| <b>BB</b> | <b>1</b>  | <b>KYLE GLOVER</b> , 5-11, 215, Gr., Eastman, Ga.<br>29 Preston Daniels, 5-11, 250, So., Sandersville, Ga.   |
| <b>SB</b> | <b>12</b> | <b>ISAAC FOSTER</b> , 5-10, 170, Sr., Summerville, Ga.<br>2 Adeolu Adeleke, 5-10, 185, Sr., Conyers, Ga.   |
| <b>SB</b> | <b>15</b> | <b>NYKEEM FARROW</b> , 5-9, 170, So., Cochran, Ga.<br>3 Iaan Cousin, 6-0, 165, So., Carrollton, Ga.<br>35 Irving Smith, 5-8, 200, Sr., Dallas, Ga. |
| <b>QB</b> | <b>8</b>  | <b>XAVIER SHEPHERD</b> , 6-0, 205, So., Nashville, Tenn.<br>4 Jonathan Murphy, 6-0, 195, Jr., Los Angeles, Calif.                                  |

## SPECIALISTS

|            |           |  |
|------------|-----------|--|
| <b>KO</b>  | <b>88</b> | <b>NATHAN ROBERTSON</b> , 5-10, 160, Sr., Columbus, Ga.  |
| <b>PK</b>  | <b>88</b> | <b>NATHAN ROBERTSON</b> , 5-10, 160, Sr., Columbus, Ga.<br>77 Conor Cummins, 6-1, 175, Fr., Marietta, Ga.  |
| <b>P</b>   | <b>69</b> | <b>BEN MORAN</b> , 6-1, 165, Fr., Acworth, Ga.   |
| <b>HLD</b> | <b>48</b> | <b>EVAN THOMPSON</b> , 6-0, 210, Jr., Clermont, Fla.   |
| <b>SNP</b> | <b>64</b> | <b>JACOB POTTER</b> , 6-0, 235, Sr., Adairsville, Ga.<br>47 Zane McCracken, 6-2, 200, So., Calhoun, Ga.  |
| <b>KR</b>  | <b>26</b> | <b>GABRIEL BENYARD</b> , 5-10, 180, Fr., Ocilla, Ga.   |
|            | <b>36</b> | <b>ZAIRE SCOTLAND</b> , 6-1, 220, Fr., Seneca, S.C.<br>15 Nykeem Farrow, 5-9, 170, So., Cochran, Ga.<br>2 Adeolu Adeleke, 5-10, 185, Sr., Conyers, Ga. |
| <b>PR</b>  | <b>15</b> | <b>NYKEEM FARROW</b> , 5-9, 170, So., Cochran, Ga.<br>26 Gabriel Benyard, 5-10, 180, Fr., Ocilla, Ga.  |

## DEFENSE

|             |           |   |
|-------------|-----------|---|
| <b>DE</b>   | <b>94</b> | <b>KERICK REESE</b> , 6-2, 220, So., Stockbridge, Ga.<br>58 Jahon Myers, 6-3, 250, So., Luella, Ga.         |
| <b>DT</b>   | <b>54</b> | <b>TYLER MOORE</b> , 6-1, 250, Jr., Phenix City, Ala.<br>57 Tyler Scott, 6-1, 300, So., Jackson, Ga.        |
| <b>NT</b>   | <b>74</b> | <b>DESMOND SCOTT</b> , 6-0, 285, Sr., Pinson, Ala.<br>96 Travis Bell, 6-1, 280, Jr., Montgomery, Ala.       |
| <b>DE</b>   | <b>95</b> | <b>JOEL PARKER</b> , 6-0, 245, Jr., Birmingham, Ala.<br>51 Kelcy Allen, 6-1, 240, Jr., Smith Station, Ala.  |
| <b>MIKE</b> | <b>49</b> | <b>CHANCE BATES</b> , 6-0, 240, Sr., Muscle Shoals, Ala.<br>48 Evan Thompson, 6-0, 210, Jr., Clermont, Fla. |
| <b>WILL</b> | <b>45</b> | <b>XAVIER REDDICK</b> , 6-1, 230, Gr., Powder Springs, Ga.<br>44 Jalen Barnum, 6-1, 210, So., Jesup, Ga.    |
| <b>SAM</b>  | <b>5</b>  | <b>WELTON SPOTTSVILLE</b> , 6-0, 220, Jr., Havelock, N.C.<br>41 Garland Benyard, 6-0, 190, Fr., Ocilla, Ga. |
| <b>CB</b>   | <b>11</b> | <b>JE'CORY BURKS</b> , 6-0, 195, Jr., Perry, Ga.<br>16 Ryan Harris, 5-10, 180, So., Irmo, S.C.              |
| <b>SS</b>   | <b>0</b>  | <b>JAVA'N SINGLETARY</b> , 6-0, 195, Jr., Bonaire, Ga.<br>30 Cole Loden, 5-11, 185, Sr., St. Mary's, Ga.    |
| <b>FS</b>   | <b>22</b> | <b>ELIJAH KIRBY</b> , 6-1, 205, So., Sandy Springs, Ga.<br>27 Cade Loden, 6-0, 175, So., St. Mary's, Ga.    |
| <b>CB</b>   | <b>20</b> | <b>ERWIN BYRD</b> , 5-10, 180, So., Powder Springs, Ga.<br>7 Donte Justice, 5-11, 180, So., Gordon, Ga.     |





2021-22 Kennesaw St. Football  
Combined Team Statistics  
All games

Page 1/3  
as of Oct 10, 2021

## Team Results

| Date         | Opponent         | Score   | Att.  |
|--------------|------------------|---------|-------|
| 09/02/2021   | Reinhardt        | W 35-25 | 6348  |
| 09/11/2021   | at Georgia Tech  | L 17-45 | 35195 |
| 09/18/2021   | at Wofford       | W 31-10 | 4597  |
| 10/02/2021   | Jacksonville St. | W 31-6  | 7476  |
| * 10/09/2021 | at Hampton       | W 34-15 | 3983  |

## Game Records

| Record         | Overall | Home | Away | Neutral |
|----------------|---------|------|------|---------|
| ALL GAMES      | 4-1     | 2-0  | 2-1  | 0-0     |
| CONFERENCE     | 1-0     | 0-0  | 1-0  | 0-0     |
| NON-CONFERENCE | 3-1     | 2-0  | 1-1  | 0-0     |

## Rushing

| Player           | gp       | att        | gain        | loss       | net         | avg        | td        | lg        | avg/g        |
|------------------|----------|------------|-------------|------------|-------------|------------|-----------|-----------|--------------|
| Xavier Shepherd  | 5        | 101        | 519         | 81         | 438         | 4.3        | 9         | 56        | 87.6         |
| Kyle Glover      | 5        | 61         | 302         | 0          | 302         | 5.0        | 1         | 29        | 60.4         |
| Iaan Cousin      | 5        | 14         | 156         | 3          | 153         | 10.9       | 2         | 54        | 30.6         |
| Preston Daniels  | 5        | 38         | 150         | 0          | 150         | 3.9        | 0         | 11        | 30.0         |
| Nykeem Farrow    | 5        | 17         | 140         | 1          | 139         | 8.2        | 1         | 22        | 27.8         |
| Jonathan Murphy  | 3        | 20         | 112         | 1          | 111         | 5.6        | 2         | 36        | 37.0         |
| Adeolu Adeleke   | 5        | 15         | 109         | 1          | 108         | 7.2        | 1         | 32        | 21.6         |
| Isaac Foster     | 3        | 8          | 51          | 0          | 51          | 6.4        | 0         | 14        | 17.0         |
| DeAngelo Hardy   | 3        | 7          | 21          | 0          | 21          | 3.0        | 0         | 8         | 7.0          |
| Gavin Marts      | 4        | 5          | 10          | 0          | 10          | 2.0        | 0         | 3         | 2.5          |
| Irving Smith     | 5        | 2          | 5           | 2          | 3           | 1.5        | 0         | 5         | 0.6          |
| Will Haigler     | 5        | 1          | 1           | 0          | 1           | 1.0        | 0         | 1         | 0.2          |
| Ben Moran        | 5        | 0          | 0           | 9          | -9          | 0.0        | 0         | 0         | -1.8         |
| Team             | 5        | 3          | 0           | 36         | -36         | -12.0      | 0         | 0         | -7.2         |
| <b>Total</b>     | <b>5</b> | <b>293</b> | <b>1576</b> | <b>134</b> | <b>1442</b> | <b>4.9</b> | <b>16</b> | <b>56</b> | <b>288.4</b> |
| <b>Opponents</b> | <b>5</b> | <b>134</b> | <b>696</b>  | <b>100</b> | <b>596</b>  | <b>4.4</b> | <b>4</b>  | <b>80</b> | <b>119.2</b> |

## Passing

| Player           | gp       | effic        | comp-att-int    | pct         | yds        | td       | lg        | avg/g        |
|------------------|----------|--------------|-----------------|-------------|------------|----------|-----------|--------------|
| Xavier Shepherd  | 5        | 147.6        | 27-45-2         | 60.0        | 399        | 3        | 39        | 79.8         |
| Jonathan Murphy  | 3        | 62.3         | 3-7-1           | 42.9        | 40         | 0        | 22        | 13.3         |
| <b>Total</b>     | <b>5</b> | <b>136.1</b> | <b>30-52-3</b>  | <b>57.7</b> | <b>439</b> | <b>3</b> | <b>39</b> | <b>87.8</b>  |
| <b>Opponents</b> | <b>5</b> | <b>139.2</b> | <b>77-123-4</b> | <b>62.6</b> | <b>863</b> | <b>9</b> | <b>56</b> | <b>172.6</b> |

## Receiving

| Player           | gp       | no.       | yds        | avg         | td       | lg        | avg/g        |
|------------------|----------|-----------|------------|-------------|----------|-----------|--------------|
| Caleb O'Neal     | 5        | 6         | 67         | 11.2        | 1        | 16        | 13.4         |
| Will Haigler     | 5        | 6         | 84         | 14.0        | 0        | 32        | 16.8         |
| Adeolu Adeleke   | 5        | 5         | 91         | 18.2        | 1        | 39        | 18.2         |
| Iaan Cousin      | 5        | 4         | 86         | 21.5        | 1        | 37        | 17.2         |
| Nykeem Farrow    | 5        | 4         | 42         | 10.5        | 0        | 22        | 8.4          |
| Irving Smith     | 5        | 2         | 25         | 12.5        | 0        | 14        | 5.0          |
| Isaac Foster     | 3        | 1         | 12         | 12.0        | 0        | 12        | 4.0          |
| Chavis Marshall  | 5        | 1         | 22         | 22.0        | 0        | 22        | 4.4          |
| Xavier Hill      | 3        | 1         | 10         | 10.0        | 0        | 10        | 3.3          |
| <b>Total</b>     | <b>5</b> | <b>30</b> | <b>439</b> | <b>14.6</b> | <b>3</b> | <b>39</b> | <b>87.8</b>  |
| <b>Opponents</b> | <b>5</b> | <b>77</b> | <b>863</b> | <b>11.2</b> | <b>9</b> | <b>56</b> | <b>172.6</b> |

## Team Statistics

|                                  | KENNST         | OPP            |
|----------------------------------|----------------|----------------|
| <b>First Downs</b>               | <b>100</b>     | <b>72</b>      |
| Rushing                          | 68             | 27             |
| Passing                          | 24             | 42             |
| Penalty                          | 8              | 3              |
| <b>Rushing Yardage</b>           | <b>1442</b>    | <b>596</b>     |
| Rushing attempts                 | 293            | 134            |
| Average per rush                 | 4.9            | 4.4            |
| Average per game                 | 288.4          | 119.2          |
| TDs Rushing                      | 16             | 4              |
| <b>Passing Yardage</b>           | <b>439</b>     | <b>863</b>     |
| Comp-Att-Int                     | 30-52-3        | 77-123-4       |
| Average per pass                 | 8.4            | 7.0            |
| Average per catch                | 14.6           | 11.2           |
| Average per game                 | 87.8           | 172.6          |
| TDs Passing                      | 3              | 9              |
| <b>Total offense</b>             | <b>1881</b>    | <b>1459</b>    |
| Average per play                 | 5.5            | 5.7            |
| Average per game                 | 376.2          | 291.8          |
| <b>Kick returns: #-Yards</b>     | <b>6-104</b>   | <b>17-363</b>  |
| <b>Punt returns: #-Yards</b>     | <b>6-39</b>    | <b>1--1</b>    |
| <b>Int returns: #-Yards</b>      | <b>4-9</b>     | <b>3-2</b>     |
| <b>Fumbles-Lost</b>              | <b>13-6</b>    | <b>9-3</b>     |
| <b>Penalties-Yards</b>           | <b>19-151</b>  | <b>37-276</b>  |
| <b>Punts-Avg</b>                 | <b>15-33.4</b> | <b>20-38.0</b> |
| <b>Time of possession / game</b> | <b>35:25</b>   | <b>24:35</b>   |
| <b>3rd-down conversion</b>       | <b>34/70</b>   | <b>19/50</b>   |
| <b>4rd-down conversion</b>       | <b>9/10</b>    | <b>1/6</b>     |

## Interceptions

| Player             | no.      | yds      | avg        | td       | lg       |
|--------------------|----------|----------|------------|----------|----------|
| Cole Loden         | 1        | 0        | 0.0        | 0        | 0        |
| Java'n Singletary  | 1        | 0        | 0.0        | 0        | 0        |
| Welton Spottsville | 1        | 0        | 0.0        | 0        | 0        |
| Erwin Byrd         | 1        | 9        | 9.0        | 0        | 9        |
| <b>Total</b>       | <b>4</b> | <b>9</b> | <b>2.3</b> | <b>0</b> | <b>9</b> |
| <b>Opponents</b>   | <b>3</b> | <b>2</b> | <b>0.7</b> | <b>0</b> | <b>2</b> |



2021-22 Kennesaw St. Football  
Combined Team Statistics  
All games

Page 2/3  
as of Oct 10, 2021

## Field Goals

| Player           | fg         | pct.        | 01-19      | 20-29      | 30-39      | 40-49      | 50-99      | lg        | blk      |
|------------------|------------|-------------|------------|------------|------------|------------|------------|-----------|----------|
| Nathan Robertson | 5-7        | 71.4        | 0-0        | 1-2        | 2-2        | 2-3        | 0-0        | 46        | 0        |
| <b>Opponents</b> | <b>3-4</b> | <b>75.0</b> | <b>0-0</b> | <b>1-2</b> | <b>1-1</b> | <b>1-1</b> | <b>0-0</b> | <b>48</b> | <b>1</b> |

## Scoring

| Player           | td        | fg         | PAT          |          |          |          |          | pts        |
|------------------|-----------|------------|--------------|----------|----------|----------|----------|------------|
|                  |           |            | kick         | rush     | rcv      | pass     | dpx      |            |
| Xavier Shepherd  | 9         | -          | -            | -        | -        | -        | -        | 54         |
| Nathan Robertson | -         | 5-7        | 19-19        | -        | -        | -        | -        | 34         |
| Iaan Cousin      | 3         | -          | -            | -        | -        | -        | -        | 18         |
| Adeolu Adeleke   | 2         | -          | -            | -        | -        | -        | -        | 12         |
| Jonathan Murphy  | 2         | -          | -            | -        | -        | -        | -        | 12         |
| Kyle Glover      | 1         | -          | -            | -        | -        | -        | -        | 6          |
| Caleb O'Neal     | 1         | -          | -            | -        | -        | -        | -        | 6          |
| Nykeem Farrow    | 1         | -          | -            | -        | -        | -        | -        | 6          |
| <b>Total</b>     | <b>19</b> | <b>5-7</b> | <b>19-19</b> | <b>0</b> | <b>0</b> | <b>0</b> | <b>0</b> | <b>148</b> |
| <b>Opponents</b> | <b>14</b> | <b>3-4</b> | <b>8-10</b>  | <b>0</b> | <b>0</b> | <b>0</b> | <b>0</b> | <b>101</b> |

## Score by Periods

| Team         | 1st | 2nd | 3rd | 4th | OT | TOT |
|--------------|-----|-----|-----|-----|----|-----|
| Kennesaw St. | 31  | 40  | 28  | 49  | 0  | 148 |
| Opponents    | 21  | 16  | 31  | 33  | 0  | 101 |

## Punting

| Player           | no.       | yds        | avg         | lg        | tb       | fc        | i20      | 50+      | blk      |
|------------------|-----------|------------|-------------|-----------|----------|-----------|----------|----------|----------|
| Ben Moran        | 15        | 501        | 33.4        | 50        | 0        | 10        | 3        | 1        | 0        |
| <b>Total</b>     | <b>15</b> | <b>501</b> | <b>33.4</b> | <b>50</b> | <b>0</b> | <b>10</b> | <b>3</b> | <b>1</b> | <b>0</b> |
| <b>Opponents</b> | <b>20</b> | <b>760</b> | <b>38.0</b> | <b>57</b> | <b>3</b> | <b>5</b>  | <b>4</b> | <b>1</b> | <b>0</b> |

## Punt Returns

| Player           | no.      | yds       | avg         | td       | lg        |
|------------------|----------|-----------|-------------|----------|-----------|
| Nykeem Farrow    | 5        | 31        | 6.2         | 0        | 14        |
| Gabriel Benyard  | 1        | 8         | 8.0         | 0        | 8         |
| <b>Total</b>     | <b>6</b> | <b>39</b> | <b>6.5</b>  | <b>0</b> | <b>14</b> |
| <b>Opponents</b> | <b>1</b> | <b>-1</b> | <b>-1.0</b> | <b>0</b> | <b>0</b>  |

## Kick Returns

| Player           | no.       | yds        | avg         | td       | lg        |
|------------------|-----------|------------|-------------|----------|-----------|
| Nykeem Farrow    | 3         | 61         | 20.3        | 0        | 25        |
| Gabriel Benyard  | 2         | 23         | 11.5        | 0        | 25        |
| Adeolu Adeleke   | 1         | 20         | 20.0        | 0        | 20        |
| <b>Total</b>     | <b>6</b>  | <b>104</b> | <b>17.3</b> | <b>0</b> | <b>33</b> |
| <b>Opponents</b> | <b>17</b> | <b>363</b> | <b>21.4</b> | <b>0</b> | <b>52</b> |

## All Purpose

| Player           | g        | rush        | rcv        | pr        | kr         | ir       | total       | avg/g        |
|------------------|----------|-------------|------------|-----------|------------|----------|-------------|--------------|
| Xavier Shepherd  | 5        | 438         | 0          | 0         | 0          | 0        | 438         | 87.6         |
| Kyle Glover      | 5        | 302         | 0          | 0         | 0          | 0        | 302         | 60.4         |
| Nykeem Farrow    | 5        | 139         | 42         | 31        | 61         | 0        | 273         | 54.6         |
| Iaan Cousin      | 5        | 153         | 86         | 0         | 0          | 0        | 239         | 47.8         |
| Adeolu Adeleke   | 5        | 108         | 91         | 0         | 20         | 0        | 219         | 43.8         |
| Preston Daniels  | 5        | 150         | 0          | 0         | 0          | 0        | 150         | 30.0         |
| Jonathan Murphy  | 3        | 111         | 0          | 0         | 0          | 0        | 111         | 37.0         |
| Will Haigler     | 5        | 1           | 84         | 0         | 0          | 0        | 85          | 17.0         |
| Caleb O'Neal     | 5        | 0           | 67         | 0         | 0          | 0        | 67          | 13.4         |
| Isaac Foster     | 3        | 51          | 12         | 0         | 0          | 0        | 63          | 21.0         |
| Gabriel Benyard  | 4        | 0           | 0          | 8         | 23         | 0        | 31          | 7.8          |
| Irving Smith     | 5        | 3           | 25         | 0         | 0          | 0        | 28          | 5.6          |
| Chavis Marshall  | 5        | 0           | 22         | 0         | 0          | 0        | 22          | 4.4          |
| DeAngelo Hardy   | 3        | 21          | 0          | 0         | 0          | 0        | 21          | 7.0          |
| Xavier Hill      | 3        | 0           | 10         | 0         | 0          | 0        | 10          | 3.3          |
| Gavin Marts      | 4        | 10          | 0          | 0         | 0          | 0        | 10          | 2.5          |
| Erwin Byrd       | 5        | 0           | 0          | 0         | 0          | 9        | 9           | 1.8          |
| Ben Moran        | 5        | -9          | 0          | 0         | 0          | 0        | -9          | -1.8         |
| <b>Total</b>     | <b>5</b> | <b>1442</b> | <b>439</b> | <b>39</b> | <b>104</b> | <b>9</b> | <b>2033</b> | <b>406.6</b> |
| <b>Opponents</b> | <b>5</b> | <b>596</b>  | <b>863</b> | <b>-1</b> | <b>363</b> | <b>2</b> | <b>1823</b> | <b>364.6</b> |

## Total Offense

| Player           | g        | plays      | rush        | pass       | total       | avg/g        |
|------------------|----------|------------|-------------|------------|-------------|--------------|
| Xavier Shepherd  | 5        | 146        | 438         | 399        | 837         | 167.4        |
| Kyle Glover      | 5        | 61         | 302         | 0          | 302         | 60.4         |
| Iaan Cousin      | 5        | 14         | 153         | 0          | 153         | 30.6         |
| Jonathan Murphy  | 3        | 27         | 111         | 40         | 151         | 50.3         |
| Preston Daniels  | 5        | 38         | 150         | 0          | 150         | 30.0         |
| Nykeem Farrow    | 5        | 17         | 139         | 0          | 139         | 27.8         |
| Adeolu Adeleke   | 5        | 15         | 108         | 0          | 108         | 21.6         |
| Isaac Foster     | 3        | 8          | 51          | 0          | 51          | 17.0         |
| DeAngelo Hardy   | 3        | 7          | 21          | 0          | 21          | 7.0          |
| Gavin Marts      | 4        | 5          | 10          | 0          | 10          | 2.5          |
| Irving Smith     | 5        | 2          | 3           | 0          | 3           | 0.6          |
| Will Haigler     | 5        | 1          | 1           | 0          | 1           | 0.2          |
| Ben Moran        | 5        | 0          | -9          | 0          | -9          | -1.8         |
| <b>Total</b>     | <b>5</b> | <b>345</b> | <b>1442</b> | <b>439</b> | <b>1881</b> | <b>376.2</b> |
| <b>Opponents</b> | <b>5</b> | <b>257</b> | <b>596</b>  | <b>863</b> | <b>1459</b> | <b>291.8</b> |



2021-22 Kennesaw St. Football  
 Combined Team Statistics  
 All games

Page 3/3  
 as of Oct 10, 2021

| ## | Player              | gp       | Tackles    |           |            |              | Sacks       | Pass defense |           |          | Fumbles    |          | blkd     |          |
|----|---------------------|----------|------------|-----------|------------|--------------|-------------|--------------|-----------|----------|------------|----------|----------|----------|
|    |                     |          | ua         | a         | tot        | tfl/yds      |             | no-yds       | int-yds   | brup     | qbh        | fr-yds   | ff       | kick     |
| 48 | Evan Thompson       | 5        | 18         | 10        | 28         | 2.5-5        | 1-2         | .            | 1         | 2        | .          | .        | .        | .        |
| 45 | Xavier Reddick      | 4        | 11         | 10        | 21         | 1-6          | 1-6         | .            | .         | .        | .          | .        | .        | .        |
| 5  | Welton Spottsville  | 5        | 12         | 7         | 19         | 1-3          | .           | 1-0          | .         | 1        | .          | 1        | .        | .        |
| 0  | Java'n Singletary   | 5        | 8          | 11        | 19         | .            | .           | 1-0          | 1         | .        | .          | 1        | .        | .        |
| 11 | Je'Cory Burks       | 5        | 9          | 9         | 18         | .            | .           | .            | 1         | .        | .          | .        | .        | .        |
| 94 | Kerick Reese        | 5        | 9          | 9         | 18         | 0.5-2        | .           | .            | .         | 1        | .          | .        | .        | .        |
| 49 | Chance Bates        | 5        | 9          | 3         | 12         | .            | .           | .            | 1         | .        | .          | .        | .        | .        |
| 21 | Markeith Montgomery | 4        | 7          | 5         | 12         | .            | .           | .            | 1         | .        | 1-0        | 1        | .        | .        |
| 30 | Cole Loden          | 5        | 7          | 4         | 11         | .            | .           | 1-0          | 4         | .        | .          | .        | .        | .        |
| 74 | Desmond Scott       | 4        | 4          | 5         | 9          | 1-2          | 1-2         | .            | .         | .        | .          | .        | .        | .        |
| 20 | Erwin Byrd          | 5        | 7          | 2         | 9          | .            | .           | 1-9          | 1         | .        | .          | .        | .        | .        |
| 44 | Jalen Barnum        | 5        | 7          | 1         | 8          | .            | .           | .            | 2         | .        | .          | .        | .        | .        |
| 54 | Tyler Moore         | 5        | 5          | 3         | 8          | .            | .           | .            | .         | .        | .          | 1        | .        | .        |
| 95 | Joel Parker         | 5        | 5          | 2         | 7          | 2-22         | 2-22        | .            | .         | 1        | 1-0        | 1        | .        | .        |
| 96 | Travis Bell         | 4        | 7          | .         | 7          | 3-12         | 2-10        | .            | .         | .        | .          | .        | .        | .        |
| 57 | Tyler Scott         | 5        | 2          | 3         | 5          | .            | .           | .            | .         | .        | .          | .        | .        | .        |
| 7  | Donte Justice       | 4        | 2          | 2         | 4          | .            | .           | .            | .         | .        | .          | .        | .        | .        |
| 58 | Jahon Myers         | 5        | 2          | 2         | 4          | .            | .           | .            | .         | .        | .          | .        | .        | .        |
| 27 | Cade Loden          | 5        | 1          | 2         | 3          | .            | .           | .            | .         | .        | .          | .        | .        | .        |
| 16 | Ryan Harris         | 5        | 1          | 2         | 3          | .            | .           | .            | .         | .        | .          | .        | .        | .        |
| 41 | Garland Benyard     | 5        | .          | 2         | 2          | .            | .           | .            | .         | .        | .          | .        | .        | .        |
| 77 | Conor Cummins       | 2        | 2          | .         | 2          | .            | .           | .            | .         | .        | .          | .        | .        | .        |
| 38 | Dylan Hand          | 3        | 1          | 1         | 2          | .            | .           | .            | .         | .        | .          | .        | .        | .        |
| 99 | Peyton Moore        | 3        | 1          | 1         | 2          | 1-15         | 1-15        | .            | .         | .        | .          | .        | .        | .        |
| 35 | Irving Smith        | 5        | 2          | .         | 2          | .            | .           | .            | .         | .        | .          | .        | .        | .        |
| 56 | Demetric Barnes     | 2        | 1          | 1         | 2          | .            | .           | .            | .         | .        | .          | .        | .        | .        |
| 2  | Adeolu Adeleke      | 5        | 2          | .         | 2          | .            | .           | .            | .         | .        | .          | .        | .        | .        |
| 8  | Xavier Shepherd     | 5        | 1          | .         | 1          | .            | .           | .            | .         | .        | .          | .        | .        | .        |
| 4  | Jonathan Murphy     | 3        | 1          | .         | 1          | .            | .           | .            | .         | .        | .          | .        | .        | .        |
| 88 | Nathan Robertson    | 5        | 1          | .         | 1          | .            | .           | .            | .         | .        | .          | .        | .        | .        |
| 46 | Yesiah Clemons      | 3        | .          | 1         | 1          | .            | .           | .            | .         | .        | .          | .        | .        | .        |
| 86 | Caleb O'Neal        | 5        | 1          | .         | 1          | .            | .           | .            | .         | .        | .          | .        | .        | .        |
| 34 | Montrel Jenkins     | 2        | .          | .         | .          | .            | .           | .            | .         | 1        | .          | .        | .        | .        |
| 51 | Kelcy Allen         | 1        | .          | .         | .          | .            | .           | .            | .         | .        | 1-0        | .        | .        | .        |
|    | <b>Totals</b>       | <b>5</b> | <b>146</b> | <b>98</b> | <b>244</b> | <b>12-67</b> | <b>8-57</b> | <b>4-9</b>   | <b>12</b> | <b>6</b> | <b>3-0</b> | <b>5</b> | <b>0</b> | <b>0</b> |
|    | Opponents           | 5        | 179        | 252       | 431        | 20-108       | 4-27        | 3-2          | 6         | 3        | 7-72       | 7        | 0        | 0        |

## NUMERICAL ROSTER

| No. | Name                | Pos. | Ht.  | Wt. | Cl. | Hometown /Previous School                       |
|-----|---------------------|------|------|-----|-----|---|
| 0   | Java'n Singletary   | DB   | 6-0  | 195 | Jr. | Bonaire, Ga. / Veterans HS                      |
| 1   | Kyle Glover         | RB   | 5-11 | 215 | Gr. | Eastman, Ga. / Dodge County HS                  |
| 2   | Adeolu Adeleke      | RB   | 5-10 | 185 | Sr. | Conyers, Ga. / Heritage HS                      |
| 3   | Iaan Cousin         | RB   | 6-0  | 165 | So. | Carrollton, Ga. / Mount Zion HS                 |
| 4   | Jonathan Murphy     | QB   | 6-0  | 195 | Jr. | Los Angeles, Calif. / Westchester HS            |
| 5   | Welton Spottsville  | DB   | 6-0  | 220 | Jr. | Havelock, N.C. / Havelock HS                    |
| 6   | Sharmari Reed       | DB   | 6-0  | 190 | So. | Fayetteville, Ga. / Trinity Christian HS        |
| 7   | Donte Justice       | DB   | 5-11 | 180 | So. | Gordon, Ga. / Baldwin HS                        |
| 8   | Xavier Shepherd     | QB   | 6-0  | 205 | So. | Nashville, Tenn. / Pearl-Cohn HS                |
| 9   | Will Haigler        | WR   | 6-1  | 210 | Jr. | Tallahassee, Fla. / Florida State University HS |
| 10  | DeAngelo Hardy      | QB   | 5-10 | 175 | So. | Chattanooga, Tenn. / McCallie School            |
| 11  | Je'Cory Burks       | DB   | 6-0  | 195 | Jr. | Perry, Ga. / Perry HS                           |
| 12  | Isaac Foster        | RB   | 5-10 | 170 | Sr. | Summerville, Ga. / Chattooga HS                 |
| 13  | Ladarius Clardy     | QB   | 6-0  | 170 | So. | Pensacola, Fla. / Pine Forest HS                |
| 14  | Xavier Hill         | WR   | 6-2  | 200 | So. | Pleasant Grove, Ala. / Pleasant Grove HS        |
| 15  | Nykeem Farrow       | RB   | 5-9  | 170 | So. | Cochran, Ga. / Bleckley County HS               |
| 16  | Ryan Harris         | DB   | 5-10 | 180 | So. | Irmo, S.C. / Dutch Fork HS                      |
| 17  | Chavis Marshall     | WR   | 6-3  | 190 | Jr. | Sylvestor, Ga. / Worth County HS                |
| 18  | Arendez Fedd        | QB   | 6-1  | 215 | Fr. | Locust Grove, Ga. / Dutchtown HS                |
| 19  | Oscar Gonzalez      | WR   | 6-4  | 235 | Jr. | Dalton, Ga. / Southeast Whitfield County HS     |
| 20  | Erwin Byrd          | DB   | 5-10 | 180 | So. | Powder Springs, Ga. / McEachern HS              |
| 21  | Markeith Montgomery | DB   | 5-10 | 195 | Jr. | Flintstone, Ga. / Ridgeland HS                  |
| 22  | Elijah Kirby        | DB   | 6-1  | 205 | So. | Sandy Springs, Ga. / Riverwood HS               |
| 23  | Kemari McGowan      | RB   | 5-10 | 175 | So. | Murfreesboro, Tenn. / M. Tenn. Christian        |
| 24  | Jeremiah Compton    | DB   | 6-1  | 190 | Jr. | Waverly, Ga. / Camden County HS                 |
| 24  | Jack Plummer        | RB   | 5-7  | 185 | Sr. | Buford, Ga. / Mill Creek HS                     |
| 25  | Deontre Morris      | DB   | 5-11 | 175 | Fr. | Atlanta, Ga. / Therrell HS                      |
| 26  | Gabriel Benyard     | RB   | 5-10 | 180 | Fr. | Ocilla, Ga. / Irwin County HS                   |
| 27  | Cade Loden          | DB   | 6-0  | 175 | So. | St. Mary's, Ga. / Camden County HS              |
| 28  | Tykeem Wallace      | RB   | 5-9  | 170 | Fr. | Thomasville, Ga. / Thomas County Central HS     |
| 29  | Preston Daniels     | RB   | 5-11 | 250 | So. | Sandersville, Ga. / Washington County HS        |
| 30  | Cole Loden          | DB   | 5-11 | 185 | Sr. | St. Mary's, Ga. / Camden County HS              |
| 31  | Chance Gamble       | DB   | 6-2  | 165 | Fr. | Fitzgerald, Ga. / Fitzgerald HS                 |
| 31  | Montrel Jenkins     | LB   | 6-0  | 200 | Fr. | Acworth, Ga. / North Cobb HS                    |
| 32  | Marquis Ledet       | RB   | 6-0  | 190 | So. | Marietta, Ga. / Osborne HS                      |
| 33  | Caleb Brown         | DB   | 6-2  | 150 | So. | Douglasville, Ga. / Lithia Springs HS           |
| 33  | Cade Radam          | RB   | 6-0  | 205 | So. | Canton, Ga. / Creekview HS                      |
| 34  | Quandarius Smith    | RB   | 5-11 | 205 | Fr. | Gainesville, Fla. / Buchholz HS                 |
| 35  | Irving Smith        | RB   | 5-8  | 200 | Sr. | Dallas, Ga. / East Paulding HS                  |
| 36  | Zaire Scotland      | RB   | 6-1  | 220 | Fr. | Seneca, S.C. / Walhalla HS                      |
| 38  | Dylan Hand          | DB   | 6-0  | 195 | Fr. | Dacula, Ga. / Dacula HS                         |
| 39  | William Jenkins     | LB   | 6-0  | 200 | So. | Decatur, Ga. / Cedar Grove HS                   |
| 40  | Gavin Marts         | RB   | 6-0  | 230 | So. | Jacksonville, Fla. / Naval Academy              |
| 41  | Garland Benyard     | LB   | 6-1  | 190 | Fr. | Ocilla, Ga. / Irwin County HS                   |
| 42  | Charles Remy        | LB   | 6-1  | 210 | Fr. | Kennesaw, Ga. / Harrison HS                     |
| 43  | Jerrod Woods        | LB   | 6-1  | 205 | Fr. | Leesburg, Ga. / Lee County HS                   |
| 44  | Jalen Barnum        | LB   | 6-1  | 210 | So. | Jesup, Ga. / Wayne County HS                    |
| 45  | Xavier Reddick      | LB   | 6-1  | 230 | Gr. | Powder Springs, Ga. / McEachern HS              |
| 46  | Yesiah Clemons      | RB   | 5-10 | 200 | So. | Griffin, Ga. / Spaulding HS                     |
| 47  | Zane McCracken      | LS   | 6-2  | 200 | So. | Calhoun, Ga. / Calhoun HS                       |
| 48  | Evan Thompson       | LB   | 6-0  | 210 | Jr. | Clermont, Fla. / Foundation Academy             |
| 49  | Chance Bates        | LB   | 6-0  | 240 | Sr. | Muscle Shoals, Ala. / Colbert County HS         |
| 50  | Terrell Paxton      | OL   | 6-0  | 310 | Jr. | Stone Mountain, Ga. / Tucker HS                 |
| 51  | Kelcy Allen         | DL   | 6-1  | 240 | Jr. | Smith Station, Ala. / Glenwood School           |
| 52  | Steven Carter       | LB   | 6-1  | 220 | Fr. | Newnan, Ga. / Newnan HS                         |
| 52  | Jordan Love         | OL   | 6-2  | 290 | Fr. | Rockledge, Fla. / Rockledge HS                  |
| 53  | Jadyn Walker        | LB   | 6-0  | 210 | Fr. | Acworth, Ga. / North Cobb HS                    |
| 54  | Tyler Moore         | DL   | 6-1  | 250 | Sr. | Phenix City, Ala. / Central HS                  |
| 55  | Jake Lassiter       | OL   | 6-1  | 240 | Gr. | Coral Springs, Fla. / Coral Springs HS          |
| 56  | Demetric Barnes     | DL   | 6-4  | 295 | So. | Stone Mountain, Ga. / Arabia Mountain HS        |
| 57  | Tyler Scott         | DL   | 6-1  | 300 | So. | Jackson, Ga. / Jackson HS                       |
| 58  | Jahon Myers         | DL   | 6-3  | 250 | So. | Luella, Ga. / Luella HS                         |
| 59  | Cameron Donald      | DL   | 6-1  | 250 | So. | Pelzer, S.C. / Woodmont HS                      |
| 60  | Devin Floyd         | OL   | 6-1  | 270 | So. | Rome, Ga. / Rome HS                             |
| 61  | Austin Lake         | OL   | 6-1  | 250 | So. | Marietta, Ga. / Mount Param HS                  |
| 61  | Darron Willis       | OL   | 6-2  | 240 | So. | Alpharetta, Ga. / St. Francis HS                |
| 62  | Tristan Love        | OL   | 6-2  | 300 | Jr. | Rockledge, Fla. / Rockledge HS                  |

\* - In Memoriam

## A-Z ROSTER

| No. | Name                     | Pos. |
|-----|--------------------------|------|
| 2   | ADELEKE, ADEOLU          | DB   |
| 92  | ALLEN, CARLOS            | DL   |
| 56  | BARNES, DEMETRIC         | DL   |
| 44  | BARNUM, JALEN            | LB   |
| 93  | BARRON, JAYDEN           | DL   |
| 49  | BATES, CHANCE            | LB   |
| 96  | BELL, TRAVIS             | DL   |
| 26  | BENYARD, GABRIEL         | RB   |
| 41  | BENYARD, GARLAND         | LB   |
| 83  | BOHANNON, BLAKE          | WR   |
| 33  | BROWN, CALEB             | DB   |
| 11  | BURKS, JE'CORY           | DB   |
| 20  | BYRD, ERWIN              | DB   |
| 76  | CALHOUN, WILLIAM         | OL   |
| 52  | CARTER, STEVEN           | LB   |
| 13  | CLARDY, LADARIUS         | QB   |
| 46  | CLEMONS, YESIAH          | RB   |
| 46  | COMPTON, JEREMIAH        | DB   |
| 3   | COUSIN, IAAN             | RB   |
| 77  | CUMMINS, CONOR           | K    |
| 29  | DANIELS, PRESTON         | RB   |
| 70  | DAWSON, JAMES            | OL   |
| 59  | DONALD, CAMERON          | DL   |
| 15  | FARROW, NYKEEM           | RB   |
| 18  | FEDD, ARENDEZ            | QB   |
| 72  | FINER, CONNOR            | TE   |
| 60  | FLOYD, DEVIN             | OL   |
| 12  | FOSTER, ISAAC            | RB   |
| 90  | FULLER, ETHAN            | K    |
| 31  | GAMBLE, CHANCE           | DB   |
| 1   | GLOVER, KYLE             | RB   |
| 19  | GONZALEZ, OSCAR          | WR   |
| 9   | HAIGLER, WILL            | WR   |
| 38  | HAND, DYLAN              | DB   |
| 10  | HARDY, DEANGELO          | QB   |
| 16  | HARRIS, RYAN             | DB   |
| 91  | HAZEL-POLKINGHORNE, FINN | DL   |
| 14  | HILL, XAVIER             | WR   |
| 98  | HINES, MICHAEL           | DT   |
| 79  | HOLLARS, BEN             | OL   |
| 97  | HUIET, JOSHUA            | P    |
| 68  | JACKSON, TRENTON         | OL   |
| 33  | JENKINS, MONTREL         | LB   |
| 39  | JENKINS, WILLIAM         | LB   |
| 89  | JONES, ZECHARIAH         | WR   |
| 7   | JUSTICE, DONTÉ           | DB   |
| 85  | KARDIAN, LANDON          | WR   |
| 65  | KATINA, ZION             | OL   |
| 22  | KIRBY, ELIJAH            | DB   |
|     | KOPORC, CARSON           | TE   |
| 61  | LAKE, AUSTIN             | OL   |
| 55  | LASSITER, JAKE           | OL   |
| 81  | LATIMORE, TRAVEON        | WR   |
| 39  | LAY, JORDAN              | LB   |
| 32  | LEDET, MARQUIS           | RB   |
| 27  | LODEN, CADE              | DB   |
| 30  | LODEN, COLE              | DB   |
| 52  | LOVE, JORDAN             | OL   |
| 62  | LOVE, TRISTAN            | OL   |
| 17  | MARSHALL, CHAVIS         | WR   |
| 84  | MARSHALL, DOMINIQUE      | WR   |
| 40  | MARS, GAVIN              | RB   |
| 47  | MCCRACKEN, ZANE          | LS   |
| 23  | MCGOWAN, KEMARI          | RB   |
| 21  | MONTGOMERY, MARKEITH     | DB   |
| 54  | MOORE, TYLER             | DL   |
| 69  | MORAN, BEN               | P    |

## NUMERICAL ROSTER

| No. | Name                    | Pos. | Ht.  | Wt. | Cl. | Hometown /Previous School                      |
|-----|-------------------------|------|------|-----|-----|--|
| 63  | Savon Simmons           | OL   | 6-2  | 270 | Sr. | Fayetteville, Ga. / Sandy Creek HS             |
| 64  | Jacob Potter            | LS   | 6-0  | 235 | Sr. | Adairsville, Ga. / Adairsville HS              |
| 65  | Zion Katina             | OL   | 6-2  | 285 | Jr. | Franklin, Tenn. / Independence HS              |
| 66  | Matt Olson              | OL   | 6-3  | 295 | Sr. | Cumming, Ga. / Forsyth Central HS              |
| 67  | Colton Steele           | OL   | 6-3  | 295 | Fr. | Jefferson, Ga. / Jefferson HS                  |
| 68  | Trenton Jackson         | OL   | 6-0  | 310 | So. | Hattiesburg, Miss. / Oak Grove HS              |
| 69  | Ben Moran               | P    | 6-1  | 165 | Fr. | Acworth, Ga. / North Cobb HS                   |
| 70  | James Dawson            | OL   | 6-1  | 295 | So. | Opelika, Ala. / Opelika HS                     |
| 71  | Ryan Worley             | OL   | 6-2  | 260 | Fr. | Pensacola, Fla. / West Florida HS              |
| 72  | Brent Thornton          | OL   | 6-1  | 230 | Jr. | Conyers, Ga. / Heritage HS                     |
| 73  | William Nana Fabu       | OL   | 6-1  | 275 | Sr. | Columbus, Ga. / Columbus HS                    |
| 74  | Desmond Scott           | DL   | 6-0  | 285 | Sr. | Pinson, Ala. / Pinson Valley HS                |
| 75  | Hall O'Neal             | OL   | 6-2  | 255 | So. | Atlanta, Ga. / Holy Innocents' Episcopal       |
| 76  | William Calhoun         | OL   | 6-2  | 295 | Fr. | Suwanee, Ga. / Greater Atlanta Christian       |
| 77  | Conor Cummins           | K    | 6-1  | 175 | Fr. | Marietta, Ga. / George Walton Comprehensive HS |
| 78  | Gabriel Thompson        | OL   | 6-4  | 240 | Fr. | Zephyrhills, Fla. / Wiregrass HS               |
| 79  | Ben Hollars             | OL   | 6-1  | 270 | Fr. | Dallas, Ga. / North Cobb Christian HS          |
| 80  | Clayton Nelson          | WR   | 6-0  | 185 | Jr. | Buford, Ga. / Buford HS                        |
| 81  | Traveon Latimore        | WR   | 6-1  | 200 | So. | Colbert, Ga. / Madison County HS               |
| 82  | Connor Finer            | TE   | 6-2  | 220 | Fr. | New Port Richey, Fla. / River Ridge HS         |
| 83  | Blake Bohannon          | WR   | 6-1  | 165 | Fr. | Woodstock, Ga. / Etowah HS                     |
| 84  | Dominique Marshall      | WR   | 6-1  | 190 | Fr. | Valdosta, Ga. / Lowndes HS                     |
| 85  | Landon Kardian          | WR   | 6-4  | 210 | Fr. | Atlanta, Ga. / Holy Innocents' Episcopal       |
| 86  | Caleb O'Neal            | WR   | 6-2  | 200 | Gr. | Chickamauga, Ga. / Gordon Lee HS               |
| 87  | Carter Pinholster       | WR   | 6-1  | 190 | So. | Fort Payne, Ala. / Fort Payne HS               |
| 88  | Nathan Robertson        | K    | 5-10 | 160 | Sr. | Columbus, Ga. / Northside HS                   |
| 89  | Zechariah Jones         | WR   | 6-3  | 175 | Fr. | Madison, Fla. / Madison County High School     |
| 90  | Evan Fuller             | K    | 6-0  | 215 | So. | Bremen, Ga. / Bremen HS                        |
| 91  | Finn Hazel-Polkinghorne | DL   | 6-4  | 280 | Fr. | Williamstown, Australia / St. Kevin's College  |
| 92  | Carlos Allen            | DL   | 6-0  | 285 | So. | Atlanta, Ga. / Frederick Douglass HS           |
| 93  | Jayden Barron           | DL   | 6-2  | 285 | Jr. | Thomaston, Ga. / Upson-Lee HS                  |
| 94  | Kerick Reese            | DL   | 6-2  | 220 | So. | Stockbridge, Ga. / Stockbridge HS              |
| 95  | Joel Parker             | DL   | 6-0  | 250 | Jr. | Birmingham, Ala. / Pinson Valley HS            |
| 96  | Travis Bell             | DL   | 6-1  | 280 | Sr. | Montgomery, Ala. / Jefferson Davis HS          |
| 97  | Joshua Huiet            | P    | 6-2  | 190 | Fr. | Johns Creek, Ga. / Johns Creek HS              |
| 97  | Adam Watkins            | DL   | 6-0  | 285 | Fr. | Dacula, Ga. / Dacula HS                        |
| 98  | Michael Hines           | DT   | 6-2  | 280 | Fr. | Hueytown, Ala. / Hueytown HS                   |
|     | Carson Koporc           | TE   | 6-3  | 240 | So. | Roswell, Ga. / Roswell HS                      |

## COACHING STAFF

## THE COACHES

Brian Bohannon, Head Coach  
 Grant Chesnut, Offensive Coordinator/Offensive Line Coach  
 Danny Verpaele, Defensive Coordinator/Safeties Coach  
 Liam Klein, Recruiting Coordinator/Defensive Line Coach  
 Stewart Cook, Tight Ends and Tackles Coach  
 Ossie Buchannon, Wide Receivers Coach  
 Chandler Burks, Quarterbacks/B-backs Coach  
 Darius Safford, Cornerbacks Coach  
 Rico Zackery, Defensive Ends Coach / Special Teams Coordinator  
 Greg Harris, Linebackers Coach  
 Joe Speed, Running Backs Coach  
 Nic Snowden, Defensive Graduate Assistant  
 Tripp Dodd, Offensive Graduate Assistant

## THE SUPPORT STAFF

Jim Kiritsy, Director of Strength and Conditioning  
 Jay Bailey, Assistant AD/Football & Equipment Operations  
 Keith Mize, Head Football Athletic Trainer  
 Joe Tolbert, Football Equipment Manager  
 Lydia West, Administrative Associate  
 Brandon North, Academic Advisor  
 Reese Matthewson, Video Coordinator

## A-Z ROSTER

|    |                     |    |
|----|---------------------|----|
| 25 | MORRIS, DEONTRE     | DB |
| 4  | MURPHY, JONATHAN    | QB |
| 58 | MYERS, JAHON        | DL |
| 73 | NANA FABU, WILLIAM  | OL |
| 80 | NELSON, CLAYTON     | WR |
| 66 | OLSON, MATT         | OL |
| 86 | O'NEAL, CALEB       | WR |
| 75 | O'NEAL, HALL        | OL |
| 95 | PARKER, JOEL        | DL |
| 50 | PAXTON, TERRELL     | OL |
| 87 | PINHOLSTER, CARTER  | WR |
| 23 | PLUMMER, JACK       | RB |
| 64 | POTTER, JACOB       | LS |
| 33 | RADAM, CADE         | RB |
| 45 | REDDICK, XAVIER     | LB |
| 6  | REED, SHARMARI      | DB |
| 94 | REESE, KERICK       | DL |
| 42 | REMY, CHARLES       | LB |
| 88 | ROBERTSON, NATHAN   | K  |
| 36 | SCOTLAND, ZAIRE     | RB |
| 74 | SCOTT, DESMOND      | DL |
| 57 | SCOTT, TYLER        | DL |
| 8  | SHEPHERD, XAVIER    | QB |
| 63 | SIMMONS, SAVON      | OL |
| 0  | SINGLETARY, JAVA'N  | DB |
| 35 | SMITH, IRVING       | RB |
| 34 | SMITH, QUANDARIUS   | RB |
| 5  | SPOTTSVILLE, WELTON | DB |
| 67 | STEELE, COLTON      | OL |
| 48 | THOMPSON, EVAN      | LB |
| 78 | THOMPSON, GABRIEL   | OL |
| 77 | THORNTON, BRENT     | OL |
| 53 | WALKER, JADYN       | LB |
| 28 | WALLACE, TYKEEM     | RB |
| 97 | WATKINS, ADAM       | DL |
| 61 | WILLIS, DARRON      | DL |
| 43 | WOODS, JERROD       | LB |
| 71 | WORLEY, RYAN        | OL |

## PRONUNCIATION GUIDE

|                            |                       |               |
|----------------------------|-----------------------|---------------|
| <b>Adeolu Adeleke</b>      | Ah-DAY-oh-lou         | Adel-eh-kay   |
| <b>Demetric Barnes</b>     |                       | De-MEAT-trick |
| <b>Gabriel Beynard</b>     |                       | Ben-YARD      |
| <b>Garland Beynard</b>     |                       | Ben-YARD      |
| <b>iaan Cousin</b>         |                       | Eye-an        |
| <b>Will Haigler</b>        |                       | Hay-glur      |
| <b>Joshua Huiet</b>        |                       | Hewitt        |
| <b>Zion Katina</b>         | Zigh-on               | Ka-teen-a     |
| <b>Carson Koporc</b>       |                       | Kuh-poor-ick  |
| <b>Traveon Latimore</b>    |                       | Tray-vee-on   |
| <b>Marquis Ledet</b>       |                       | Lugh-day      |
| <b>Cole Loden</b>          |                       | Cole Low-den  |
| <b>Cade Loden</b>          |                       | Cade Low-den  |
| <b>Chavis Marshall</b>     |                       | CHAY-vis      |
| <b>Jahon Myers</b>         |                       | Jay-hon       |
| <b>(William) Nana Fabu</b> | Nahn-ah               | Fah-boo       |
| <b>Cade Radam</b>          |                       | Rad-umm       |
| <b>Xavier Shepherd</b>     | Xzavier (Pronounce X) |               |
| <b>Savon Simmons</b>       |                       | SAY-vaughn    |
| <b>Java'n Singletary</b>   |                       | Juh-VAHN      |
| <b>Danny Verpaele</b>      |                       | Vur-PALE      |